

General Ledger Balances by Fund -- Month 6 (FY2022)

7/1/2022 9:38 AM
Report Code: 3 - Full

Parameters: Date Range: 6/1/2022-6/30/2022 Selected Funds: 159 ☒ Summary

Fund - Revenue Code	Beginning Balance	Cash Receipts	Void Checks	Transfer In	Tax Transfer In	Com Earned	Void Receipts	Warrants Paid	Transfer Out	Tax Transfer Out	Com Charged	Other Checks	Ending Balance
1000 General Fund	7,704,349.99	1,080,673.65	15.00	8,767.46	491,637.49	0.00	0.00	(1,720,510.43)	(156,092.72)	0.00	(29,915.68)	(408.28)	7,378,516.48
1002 Employee Insurance Fund	709,403.86	5,179.57	0.00	199,352.38	0.00	0.00	0.00	(178,421.74)	(3,961.81)	0.00	(7.64)	0.00	731,544.62
1003 Investment Fund	0.00	0.00	0.00	0.00	0.00	0.00	0.00	0.00	0.00	0.00	0.00	0.00	0.00
1005 Coronavirus Relief Fund	1,396,586.30	0.00	0.00	858.82	0.00	0.00	0.00	0.00	0.00	0.00	(17.18)	0.00	1,397,427.94
1006 ARPA Revenue Replacement Fund	0.00	0.00	0.00	0.00	0.00	0.00	0.00	0.00	0.00	0.00	0.00	0.00	0.00
1888 AWIN Infrastructure Fund	452,894.90	0.00	0.00	263.18	0.00	0.00	0.00	(373,917.60)	0.00	0.00	(5.26)	0.00	79,235.22
1890 Jacob Kade Holliday Restitution Fund	14,864.64	0.00	0.00	9.14	0.00	0.00	0.00	0.00	(9.14)	0.00	0.00	0.00	14,864.64
1892 Capital Fund	2,626,440.53	38,327.36	0.00	1,620.51	0.00	0.00	0.00	0.00	0.00	0.00	(798.96)	0.00	2,665,589.44
1896 Unclaimed Property Fund	264,715.89	5,486.59	0.00	0.00	0.00	0.00	0.00	0.00	0.00	0.00	0.00	0.00	270,202.48
2000 Road Fund	7,804,776.97	486,888.66	0.00	4,727.65	127,808.21	0.00	0.00	(839,339.72)	(33,381.16)	0.00	(12,241.80)	(85.74)	7,539,153.07
2001 Road Investment Fund	0.00	0.00	0.00	0.00	0.00	0.00	0.00	0.00	0.00	0.00	0.00	0.00	0.00
2003 Additional Motor Fuel Tax Fund (Act 416 of	312,462.00	22,493.49	0.00	201.64	0.00	0.00	0.00	0.00	0.00	0.00	(453.90)	0.00	334,703.23
3000 Treasurer's Automation Fund	101,720.36	0.00	0.00	60.08	0.00	0.00	0.00	(7,797.12)	(439.55)	0.00	0.00	0.00	93,543.77
3001 Collector Automation Fund	304,550.85	154.90	0.00	177.93	0.00	0.00	0.00	(29,478.52)	(2,758.32)	0.00	(3.56)	0.00	272,643.28
3002 Circuit Court Automation (Act 1262)Fund	294,858.52	4,715.24	0.00	183.59	0.00	0.00	0.00	0.00	0.00	0.00	(97.98)	0.00	299,659.37
3003 WD District Court Automation Fund	145,074.55	5,746.81	0.00	91.28	0.00	0.00	0.00	(1,098.71)	0.00	0.00	(116.77)	0.00	149,697.16
3004 Assessor's Amendment No. 79 Fund	183,083.06	0.00	0.00	112.59	0.00	0.00	0.00	0.00	0.00	0.00	(2.25)	0.00	183,193.40
3005 County Clerk's Cost Fund	29,005.26	6,057.50	0.00	21.05	0.00	0.00	0.00	(876.50)	0.00	0.00	(121.57)	0.00	34,085.74
3006 Recorder's Cost Fund	826,421.04	78,357.22	0.00	521.52	0.00	0.00	0.00	(76,659.61)	(4,749.39)	0.00	(1,577.57)	0.00	822,313.21
3008 County Library Fund	0.00	0.00	0.00	0.00	62,476.70	0.00	0.00	(61,227.17)	0.00	0.00	(1,249.53)	0.00	0.00
3012 Child Support Cost Fund	24,972.31	146.00	0.00	15.43	0.00	0.00	0.00	0.00	0.00	0.00	(3.23)	0.00	25,130.51
3014 Communication Facility & Equipment Fund	478,582.87	29,707.18	0.00	299.82	0.00	0.00	0.00	(14,245.74)	0.00	0.00	(593.60)	0.00	493,750.53
3015 Drug Control Fund	16,179.01	0.00	0.00	9.95	0.00	0.00	0.00	0.00	0.00	0.00	(0.20)	0.00	16,188.76
3017 Jail Operation and Maintenance Fund	307,786.06	19,017.69	0.00	197.29	0.00	0.00	0.00	0.00	0.00	0.00	(384.30)	0.00	326,616.74
3018 County Detention Facility Fund	46,212.29	2,237.68	0.00	29.41	0.00	0.00	0.00	0.00	0.00	0.00	(45.34)	0.00	48,434.04
3019 Boating Safety Fund	51,604.05	0.00	0.00	31.73	0.00	0.00	0.00	0.00	0.00	0.00	(0.63)	0.00	51,635.15
3020 Emergency 911 Fund	91,316.50	3,155.84	0.00	56.25	0.00	0.00	0.00	(2,947.25)	0.00	0.00	(64.25)	0.00	91,517.09
3022 Emergency Vehicle Fund	8,356.97	339.31	0.00	567.07	0.00	0.00	0.00	0.00	0.00	0.00	(3.19)	0.00	9,260.16
3024 Public Defender (17-19-301) Fund	49,739.46	0.00	0.00	30.59	0.00	0.00	0.00	0.00	0.00	0.00	(0.61)	0.00	49,769.44
3026 Indigent Criminal Defense Fund	202,270.53	0.00	0.00	7,707.26	0.00	0.00	0.00	(6,530.66)	(1,145.88)	0.00	(2.50)	0.00	202,298.75
3028 Adult Drug Court Fund	7,065.22	310.00	0.00	4.47	0.00	0.00	0.00	(76.22)	0.00	0.00	(6.29)	0.00	7,297.18
3029 Public Safety Fund	210.47	17.50	0.00	0.14	0.00	0.00	0.00	0.00	0.00	0.00	(0.35)	0.00	227.76
3031 Juvenile Probation Fee Fund	58,442.28	2,427.64	0.00	36.98	0.00	0.00	0.00	(1,516.69)	0.00	0.00	(48.88)	0.00	59,341.33

Craighead County Treasurer

General Ledger Balances by Fund -- Month 6 (FY2022)

Parameters: Date Range: 6/1/2022-6/30/2022 Selected Funds: 159 ☒ Summary

Fund - Revenue Code	Beginning Balance	Cash Receipts	Void Checks	Transfer In	Tax Transfer In	Com Earned	Void Receipts	Warrants Paid	Transfer Out	Tax Transfer Out	Com Charged	Other Checks	Ending Balance
3039 Circuit Clerk Commission Fee Fund	29,029.11	0.00	0.00	17.85	0.00	0.00	0.00	0.00	0.00	0.00	(0.36)	0.00	29,046.60
3042 Assessor's Late Assessment Fee Fund	59,957.36	0.00	0.00	37.01	395.42	0.00	0.00	0.00	0.00	0.00	(8.65)	0.00	60,381.14
3045 District Court Specialty Court Fund	34,556.08	0.00	0.00	21.18	0.00	0.00	0.00	(143.01)	0.00	0.00	(0.42)	0.00	34,433.83
3046 American Rescue Plan Fund	10,797,757.55	10,715,349.00	0.00	11,252.58	0.00	0.00	0.00	0.00	0.00	0.00	0.00	0.00	21,524,359.13
3414 Juvenile Court Drug Court Fee Fund	562.53	60.00	0.00	0.20	0.00	0.00	0.00	(537.46)	0.00	0.00	(1.20)	0.00	84.07
3490 Sheriff D.A.R.E. Account Fund	35,728.44	0.00	0.00	21.61	0.00	0.00	0.00	(756.79)	0.00	0.00	(0.43)	0.00	34,992.83
3492 Sheriff Federal Drug Forfeiture Fund	15,446.29	0.00	0.00	9.50	0.00	0.00	0.00	0.00	0.00	0.00	(0.19)	0.00	15,455.60
3494 ED District Court Automation Fund	20,205.36	461.25	0.00	12.52	0.00	0.00	0.00	(423.49)	0.00	0.00	(9.48)	0.00	20,246.16
3498 County Jail Fund	407,170.72	0.00	0.00	11,066.11	0.00	0.00	0.00	0.00	0.00	0.00	(5.09)	0.00	418,231.74
3501 Juvenile Detention Facilities Grant Fund	19,836.62	0.00	0.00	10.70	0.00	0.00	0.00	(3,590.61)	0.00	0.00	(0.21)	0.00	16,256.50
3504 Adult Drug Court Grant Fund	575.49	0.00	0.00	0.35	0.00	0.00	0.00	0.00	0.00	0.00	(0.01)	0.00	575.83
3534 FY22 Supplemental Juvenile Court Grant F	0.00	40,000.00	0.00	6.56	0.00	0.00	0.00	0.00	0.00	0.00	(0.13)	0.00	40,006.43
3535 CY22 Acct Court Grant Adult Drug Court	0.00	0.00	0.00	0.00	0.00	0.00	0.00	0.00	0.00	0.00	0.00	0.00	0.00
3536 SRT Body Worn Camera Grant	36,022.52	0.00	0.00	22.15	0.00	0.00	0.00	0.00	0.00	0.00	(0.44)	0.00	36,044.23
3537 FY21 Connect & Protect: LE Behavioral He	62.57	20,411.16	0.00	0.84	0.00	0.00	0.00	(22,283.97)	(403.22)	0.00	(0.02)	0.00	(2,212.64)
3538 FY21 Homeland Security Grant Program	0.00	0.00	0.00	0.00	0.00	0.00	0.00	0.00	0.00	0.00	0.00	0.00	0.00
3539 FY22 State Hazard Mitigation CR 7628/7629	0.00	0.00	0.00	0.00	0.00	0.00	0.00	0.00	0.00	0.00	0.00	0.00	0.00
3540 FEMA Hazard Mitigation Grant Program	0.00	0.00	0.00	0.00	0.00	0.00	0.00	0.00	0.00	0.00	0.00	0.00	0.00
3541 DHS Veterans CARES Act Grant	0.00	0.00	0.00	0.00	0.00	0.00	0.00	0.00	0.00	0.00	0.00	0.00	0.00
3542 Blue & You Foundation Mini-Grant, County	0.02	0.00	0.00	0.00	0.00	0.00	0.00	0.00	0.00	0.00	0.00	0.00	0.02
3543 Blue & You Foundation Mini-Grant, Juvenil	0.02	0.00	0.00	0.00	0.00	0.00	0.00	0.00	0.00	0.00	0.00	0.00	0.02
3544 Blue & You Foundation Mini-Grant, Mainten	0.02	0.00	0.00	0.00	0.00	0.00	0.00	0.00	0.00	0.00	0.00	0.00	0.02
3545 Blue & You Foundation Mini-Grant, Public	0.02	0.00	0.00	0.00	0.00	0.00	0.00	0.00	0.00	0.00	0.00	0.00	0.02
3546 Blue & You Foundation Mini-Grant, Highwa	0.03	0.00	0.00	0.00	0.00	0.00	0.00	0.00	0.00	0.00	0.00	0.00	0.03
3547 Veterans CARES Act Grant	0.00	0.00	0.00	0.00	0.00	0.00	0.00	0.00	0.00	0.00	0.00	0.00	0.00
3548 Rural Community Grant Prog / Southridge	6,595.71	0.00	0.00	4.06	0.00	0.00	0.00	0.00	0.00	0.00	(0.08)	0.00	6,599.69
3549 Craighead County STAR Court Grant	0.00	10,534.31	0.00	0.00	0.00	0.00	0.00	(12,426.08)	0.00	0.00	0.00	0.00	(1,891.77)
3550 Hazard Mitigation Project CR 312	0.06	0.00	0.00	0.00	0.00	0.00	0.00	0.00	0.00	0.00	0.00	0.00	0.06
3551 Hazard Mitigation Project CR 780	0.91	0.00	0.00	0.00	0.00	0.00	0.00	0.00	0.00	0.00	0.00	0.00	0.91
3555 CTCL COVID-19 Response Grant	0.00	0.00	0.00	0.00	0.00	0.00	0.00	0.00	0.00	0.00	0.00	0.00	0.00
3557 Coronavirus Preparedness Grant Fund	16.16	0.00	0.00	0.00	0.00	0.00	0.00	0.00	0.00	0.00	0.00	0.00	16.16
3577 CY20 Accountability Court Grant Sobriety	0.00	0.00	0.00	0.00	0.00	0.00	0.00	0.00	0.00	0.00	0.00	0.00	0.00

General Ledger Balances by Fund -- Month 6 (FY2022)

7/1/2022 9:38 AM
Report Code: 3 - Full

Parameters: Date Range: 6/1/2022-6/30/2022 Selected Funds: 159 ☒ Summary

Fund - Revenue Code	Beginning Balance	Cash Receipts	Void Checks	Transfer In	Tax Transfer In	Com Earned	Void Receipts	Warrants Paid	Transfer Out	Tax Transfer Out	Com Charged	Other Checks	Ending Balance
3578 District Court DWI Court Fund	92.97	0.00	0.00	0.00	0.00	0.00	0.00	(6,540.00)	0.00	0.00	0.00	0.00	(6,447.03)
3579 2020 Juvenile Officer Grant	0.00	0.00	0.00	0.00	0.00	0.00	0.00	0.00	0.00	0.00	0.00	0.00	0.00
3581 Y20 Accountability Court Grant Mental Heal	0.00	0.00	0.00	0.00	0.00	0.00	0.00	0.00	0.00	0.00	0.00	0.00	0.00
3583 Court Improvement Program (CIP) Grant	965.62	0.00	0.00	0.59	0.00	0.00	0.00	0.00	0.00	0.00	(0.01)	0.00	966.20
3585 Northeast AR Veterans Court Expansion Pr	0.99	8,977.29	0.00	0.55	0.00	0.00	0.00	(8,977.29)	0.00	0.00	(0.01)	0.00	1.53
3589 Crisis Stabilization Unit Grant Fund	0.00	95,157.57	0.00	0.00	0.00	0.00	0.00	(92,515.85)	0.00	0.00	0.00	0.00	2,641.72
3591 Rural Community Grant Prog / Brookland F	0.00	0.00	0.00	0.00	0.00	0.00	0.00	0.00	0.00	0.00	0.00	0.00	0.00
3594 Project Lifesaver (Alzheimers) Fund	0.75	0.00	0.00	0.00	0.00	0.00	0.00	0.00	0.00	0.00	0.00	0.00	0.75
3597 Northeast AR Mental Health Court Expansi	1.13	15,517.50	0.00	0.95	0.00	0.00	0.00	(15,517.50)	0.00	0.00	(0.02)	0.00	2.06
3599 Local Law Enforcement Equipment Grant P	0.02	0.00	0.00	0.00	0.00	0.00	0.00	0.00	0.00	0.00	0.00	0.00	0.02
6000 Treasurer's Commission Fund	352,471.82	0.00	0.00	243.89	0.00	70,170.72	0.00	0.00	0.00	0.00	0.00	0.00	422,886.43
6001 Collector's Commission Fund	0.00	0.00	0.00	0.00	0.00	0.00	0.00	0.00	0.00	0.00	0.00	0.00	0.00
6002 Collector's Unapportioned Fund	2,892,439.79	5,770,099.23	0.00	2,702.80	7.50	0.00	0.00	0.00	0.00	(5,188,888.93)	0.00	0.00	3,476,360.39
6003 Property Tax Relief Fund	410,024.08	0.00	0.00	252.14	0.00	0.00	0.00	0.00	0.00	0.00	0.00	0.00	410,276.22
6004 Delinquent Personal Tax Fund	0.00	157,199.96	0.00	0.00	0.00	0.00	0.00	0.00	0.00	(157,199.96)	0.00	0.00	0.00
6005 Delinquent Real Estate Tax Fund	0.00	160,169.46	0.00	0.00	0.00	0.00	0.00	0.00	0.00	(160,169.46)	0.00	0.00	0.00
6006 Timber Tax Fund	1,208.40	0.00	0.00	0.35	197.54	0.00	0.00	0.00	0.00	0.00	(3.96)	(1,401.99)	0.34
6008 State Land Sales Fund	0.00	15,905.24	0.00	0.00	0.00	0.00	0.00	0.00	0.00	(15,905.24)	0.00	0.00	0.00
6009 Law Library Fund	80,149.04	0.00	7.50	4,542.96	0.00	0.00	0.00	0.00	0.00	0.00	(1.00)	(3,937.27)	80,761.23
6010 Administration of Justice Fund	0.00	111,276.73	0.00	0.00	0.00	0.00	0.00	0.00	(48,551.64)	0.00	(2,225.54)	(60,499.55)	0.00
6011 Interest Fund	0.00	29,785.13	0.00	0.00	0.00	0.00	0.00	0.00	(29,785.13)	0.00	0.00	0.00	0.00
6013 Common School Fund	0.00	0.00	0.00	0.00	0.00	0.00	0.00	0.00	0.00	0.00	0.00	0.00	0.00
6016 County Fire Protection Premium Tax Fund	0.00	45,169.43	0.00	0.00	0.00	0.00	0.00	0.00	(45,169.43)	0.00	0.00	0.00	0.00
6017 County Sheriff's Office Fund	0.00	248.63	0.00	0.00	0.00	0.00	0.00	0.00	0.00	0.00	(4.98)	(243.65)	0.00
6400 Jonesboro Public Library Fund	0.00	0.00	0.00	0.00	168,972.61	0.00	0.00	(165,389.02)	0.00	0.00	(3,379.45)	(204.14)	0.00
6450 Interlocal Agreement (ASP tickets)	0.00	298.50	0.00	0.00	0.00	0.00	0.00	0.00	(298.50)	0.00	0.00	0.00	0.00
6496 Justice Fund	0.00	8,558.62	0.00	0.00	0.00	0.00	0.00	0.00	0.00	0.00	0.00	(8,558.62)	0.00
6498 Victim Witness Fund	9,275.14	0.00	0.00	4,641.01	0.00	0.00	0.00	0.00	0.00	0.00	(0.15)	0.00	13,916.00
6500 Brookland Fire Department Fund	53,495.99	0.00	0.00	0.00	12,897.23	0.00	0.00	0.00	0.00	0.00	(257.94)	0.00	66,135.28
6510 Southridge Fire Department Fund	33,545.40	0.00	0.00	12,905.55	7,777.50	0.00	0.00	0.00	0.00	0.00	(155.55)	(12,905.55)	41,167.35
6520 Philadelphia Fire Department Fund	30,730.35	0.00	0.00	12,905.55	6,915.00	0.00	0.00	0.00	0.00	0.00	(138.30)	(12,905.55)	37,507.05
6530 Bono Fire Department Fund	67,715.55	0.00	0.00	19,358.33	16,471.50	0.00	0.00	0.00	0.00	0.00	(329.43)	(19,358.33)	83,857.62
6540 Valley View Fire Department Fund	10,335.30	0.00	0.00	0.00	2,737.50	0.00	0.00	0.00	0.00	0.00	(54.75)	0.00	13,018.05

Craighead County Treasurer

General Ledger Balances by Fund -- Month 6 (FY2022)

Parameters: Date Range: 6/1/2022-6/30/2022 Selected Funds: 159 ☒ Summary

Fund - Revenue Code	Beginning Balance	Cash Receipts	Void Checks	Transfer In	Tax Transfer In	Com Earned	Void Receipts	Warrants Paid	Transfer Out	Tax Transfer Out	Com Charged	Other Checks	Ending Balance
6550 Egypt Fire Department Fund	504.21	0.00	0.00	0.00	22.50	0.00	0.00	0.00	0.00	0.00	(0.45)	0.00	526.26
6560 Cash Fire Department Fund	2,418.15	0.00	0.00	0.00	807.00	0.00	0.00	0.00	0.00	0.00	(16.14)	0.00	3,209.01
6570 Lake City Fire Department Fund	5,707.52	0.00	0.00	0.00	1,273.25	0.00	0.00	0.00	0.00	0.00	(25.47)	0.00	6,955.30
6600 City Of Jonesboro Fund	0.00	0.00	0.00	19,362.05	0.00	0.00	0.00	0.00	(13.75)	0.00	(5.50)	(19,342.80)	0.00
6602 City of Jonesboro Street Fund	0.00	0.00	0.00	0.00	106,452.74	0.00	0.00	0.00	0.00	0.00	(2,129.05)	(104,323.69)	0.00
6605 Jonesboro Police Pension Fund	0.00	0.00	0.00	0.00	42,243.17	0.00	0.00	0.00	0.00	0.00	(844.87)	(41,398.30)	0.00
6606 Jonesboro Firemen's Pension Fund	0.00	0.00	0.00	0.00	42,243.17	0.00	0.00	0.00	0.00	0.00	(844.87)	(41,398.30)	0.00
6608 Jonesboro City Liens Fund	0.00	0.00	0.00	0.00	490.00	0.00	0.00	0.00	0.00	0.00	(9.80)	(480.20)	0.00
6610 City Of Black Oak Fund	0.00	0.00	0.00	0.00	151.18	0.00	0.00	0.00	0.00	0.00	(3.02)	(148.16)	0.00
6612 City of Black Oak Street Fund	0.00	0.00	0.00	0.00	85.12	0.00	0.00	0.00	0.00	0.00	(1.70)	(83.42)	0.00
6620 City Of Bono Fund	0.00	0.00	0.00	0.00	2,421.27	0.00	0.00	0.00	0.00	0.00	(48.42)	(2,372.85)	0.00
6622 City of Bono Street Fund	0.00	0.00	0.00	0.00	1,210.64	0.00	0.00	0.00	0.00	0.00	(24.22)	(1,186.42)	0.00
6630 City Of Brookland Fund	0.00	0.00	0.00	5.00	92.79	0.00	0.00	0.00	(0.25)	0.00	(1.95)	(95.59)	0.00
6632 City of Brookland Street Fund	0.00	0.00	0.00	0.00	2,487.29	0.00	0.00	0.00	0.00	0.00	(49.74)	(2,437.55)	0.00
6638 Brookland City Liens Fund	0.00	0.00	0.00	0.00	0.00	0.00	0.00	0.00	0.00	0.00	0.00	0.00	0.00
6640 City Of Caraway Fund	0.00	0.00	0.00	0.00	560.66	0.00	0.00	0.00	0.00	0.00	(11.22)	(549.44)	0.00
6642 City of Caraway Street Fund	0.00	0.00	0.00	0.00	327.04	0.00	0.00	0.00	0.00	0.00	(6.55)	(320.49)	0.00
6650 City Of Cash Fund	0.00	0.00	0.00	0.00	118.06	0.00	0.00	0.00	0.00	0.00	(2.37)	(115.69)	0.00
6652 City of Cash Street Fund	0.00	0.00	0.00	0.00	73.13	0.00	0.00	0.00	0.00	0.00	(1.45)	(71.68)	0.00
6660 City Of Egypt Fund	0.00	0.00	0.00	0.00	25.53	0.00	0.00	0.00	0.00	0.00	(0.51)	(25.02)	0.00
6662 City of Egypt Street Fund	0.00	0.00	0.00	0.00	16.75	0.00	0.00	0.00	0.00	0.00	(0.34)	(16.41)	0.00
6670 City Of Bay Fund	0.00	0.00	0.00	18.50	1,813.42	0.00	0.00	0.00	(0.93)	0.00	(36.65)	(1,794.34)	0.00
6672 City of Bay Street Fund	0.00	0.00	0.00	0.00	1,190.02	0.00	0.00	0.00	0.00	0.00	(23.80)	(1,166.22)	0.00
6680 City Of Lake City Fund	0.00	0.00	0.00	1,382.17	3,057.83	0.00	0.00	0.00	0.00	0.00	(61.17)	(4,378.83)	0.00
6682 City of Lake City Street Fund	0.00	0.00	0.00	0.00	2,006.70	0.00	0.00	0.00	0.00	0.00	(40.13)	(1,966.57)	0.00
6690 City Of Monette Fund	0.00	0.00	0.00	0.00	1,948.65	0.00	0.00	0.00	0.00	0.00	(38.97)	(1,909.68)	0.00
6692 City of Monette Street Fund	0.00	0.00	0.00	0.00	1,364.05	0.00	0.00	0.00	0.00	0.00	(27.27)	(1,336.78)	0.00
6700 Jonesboro School Fund	0.00	0.00	0.00	0.00	1,109,090.37	0.00	0.00	0.00	0.00	0.00	(2,772.72)	(1,106,317.65)	0.00
6710 Brookland School Fund	0.00	0.00	0.00	0.00	550,665.45	0.00	0.00	0.00	0.00	0.00	(1,376.66)	(549,288.79)	0.00
6720 Greene County Tech School Fund	0.00	0.00	0.00	0.00	6,948.50	0.00	0.00	0.00	0.00	0.00	(17.37)	(6,931.13)	0.00
6730 Bay School Fund	0.00	0.00	0.00	0.00	79,900.95	0.00	0.00	0.00	0.00	0.00	(199.76)	(79,701.19)	0.00
6740 Riverside School Fund	0.00	0.00	0.00	0.00	121,514.78	0.00	0.00	0.00	0.00	0.00	(303.78)	(121,211.00)	0.00

General Ledger Balances by Fund -- Month 6 (FY2022)

Parameters: Date Range: 6/1/2022-6/30/2022 Selected Funds: 159 ☒ Summary

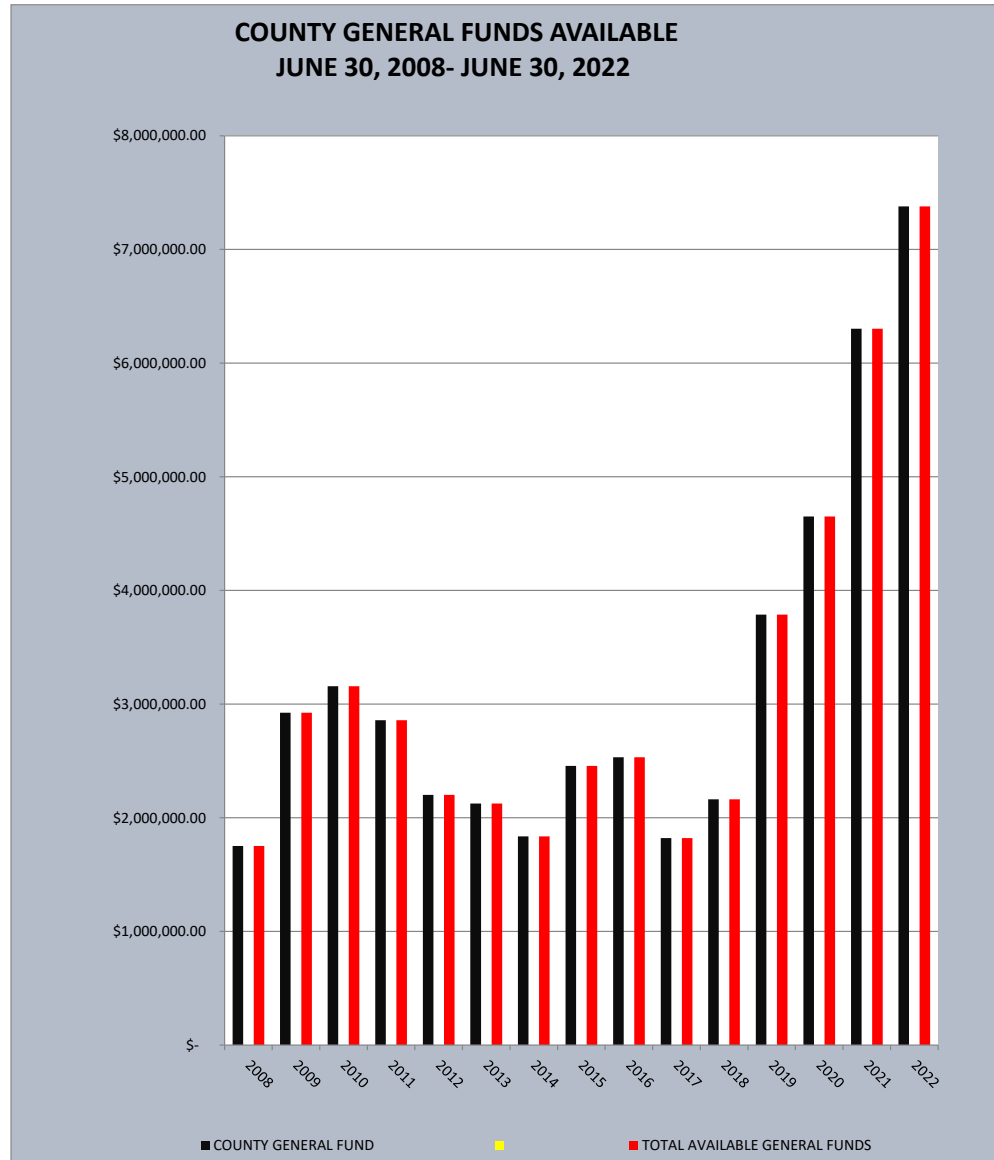

Fund - Revenue Code	Beginning Balance	Cash Receipts	Void Checks	Transfer In	Tax Transfer In	Com Earned	Void Receipts	Warrants Paid	Transfer Out	Tax Transfer Out	Com Charged	Other Checks	Ending Balance
6750 Buffalo Island Central School Fund	0.00	0.00	0.00	0.00	61,742.73	0.00	0.00	0.00	0.00	0.00	(154.35)	(61,588.38)	0.00
6760 Nettleton School Fund	0.00	0.00	0.00	0.00	1,171,311.48	0.00	0.00	0.00	0.00	0.00	(2,928.28)	(1,168,383.20)	0.00
6770 Valley View School Fund	0.00	0.00	0.00	0.00	997,549.56	0.00	0.00	0.00	0.00	0.00	(2,493.89)	(995,055.67)	0.00
6780 Westside School Fund	0.00	0.00	0.00	0.00	281,473.36	0.00	0.00	0.00	0.00	0.00	(703.68)	(280,769.68)	0.00
6800 Buffalo Island Drainage District Fund	21,362.26	0.00	0.00	0.00	2,979.85	0.00	0.00	0.00	0.00	0.00	(59.59)	0.00	24,282.52
6802 Improvement District #19 Fund	1,326.58	0.00	0.00	0.00	1.78	0.00	0.00	0.00	0.00	0.00	(0.04)	0.00	1,328.32
6804 Improvement District #20 Fund	2,017.90	0.00	0.00	0.00	901.10	0.00	0.00	0.00	0.00	0.00	(18.02)	0.00	2,900.98
6806 Improvement District #25 Fund	1,005.55	0.00	0.00	0.00	276.67	0.00	0.00	0.00	0.00	0.00	(5.53)	0.00	1,276.69
6808 Sub #2 To #25 Fund	1,993.68	0.00	0.00	0.00	497.49	0.00	0.00	0.00	0.00	0.00	(9.96)	0.00	2,481.21
6810 Improvement District #27 Fund	811.41	0.00	0.00	0.00	56.48	0.00	0.00	0.00	0.00	0.00	(1.13)	0.00	866.76
6814 Improvement District #29 Fund	10,130.74	0.00	0.00	0.00	1,712.77	0.00	0.00	0.00	0.00	0.00	(34.25)	0.00	11,809.26
6818 Improvement District #31 Fund	1,479.11	0.00	0.00	0.00	523.26	0.00	0.00	0.00	0.00	0.00	(10.46)	0.00	1,991.91
6820 Sub #1 To #28 Fund	1,201.07	0.00	0.00	0.00	119.58	0.00	0.00	0.00	0.00	0.00	(2.38)	0.00	1,318.27
6822 Improvement District #32 Fund	34.97	0.00	0.00	0.00	0.00	0.00	0.00	0.00	0.00	0.00	0.00	0.00	34.97
6824 Improvement District #33 Fund	2,104.83	0.00	0.00	0.00	415.98	0.00	0.00	0.00	0.00	0.00	(8.32)	0.00	2,512.49
6826 Improvement District #34 Fund	543.17	0.00	0.00	0.00	114.62	0.00	0.00	0.00	0.00	0.00	(2.29)	0.00	655.50
6828 Improvement District #35 Fund	100.02	0.00	0.00	0.00	0.00	0.00	0.00	0.00	0.00	0.00	0.00	0.00	100.02
6830 Improvement District #38 Fund	868.77	0.00	0.00	0.00	0.00	0.00	0.00	0.00	0.00	0.00	0.00	0.00	868.77
6832 Sub #1 To 1st Slough Fund	1,507.91	0.00	0.00	0.00	364.14	0.00	0.00	0.00	0.00	0.00	(7.28)	0.00	1,864.77
6834 Cache River Improvement Fund	5,163.82	0.00	0.00	0.00	1,133.00	0.00	0.00	0.00	0.00	0.00	(22.65)	0.00	6,274.17
6835 Cache River Flat Tax Fund	24,852.32	0.00	0.00	0.00	5,200.92	0.00	0.00	0.00	0.00	0.00	(104.02)	0.00	29,949.22
6836 Big Creek Watershed Fund	3,240.70	0.00	0.00	0.00	1,278.48	0.00	0.00	0.00	0.00	0.00	(25.57)	0.00	4,493.61
6838 Willow Slough Improvement District Fund	6.35	0.00	0.00	0.00	0.00	0.00	0.00	0.00	0.00	0.00	0.00	0.00	6.35
6840 Sub #1 To #25 Fund	324.33	0.00	0.00	0.00	0.72	0.00	0.00	0.00	0.00	0.00	(0.01)	0.00	325.04
6842 Poinsett Watershed Imp District Fund	2,036.60	0.00	0.00	0.00	466.24	0.00	0.00	0.00	0.00	0.00	(9.33)	0.00	2,493.51
6844 St Francis Levee District Fund	60,235.07	0.00	0.00	0.00	13,335.40	0.00	0.00	0.00	0.00	0.00	(266.71)	(73,303.76)	0.00
6846 Improvement District #15 Fund	1,893.93	0.00	0.00	0.00	856.80	0.00	0.00	0.00	0.00	0.00	(17.14)	0.00	2,733.59
6848 Downtown Business Improvement District	3,971.60	0.00	0.00	0.00	954.97	0.00	0.00	0.00	0.00	0.00	(19.10)	0.00	4,907.47
6855 TIFF Turtle Creek Improvement Dist Fund	0.00	0.00	0.00	0.00	0.00	0.00	0.00	0.00	0.00	0.00	0.00	0.00	0.00
Totals for All Funds	40,076,765.24	\$18,996,618.84	\$22.50	\$326,760.82	\$5,522,163.59	\$70,170.72	\$0.00	(\$3,643,744.75)	(\$326,760.82)	(\$5,522,163.59)	(\$70,170.72)	(\$4,789,977.55)	50,639,684.28

Craighead County, Arkansas

General Funds Available

JUNE 2008 - JUNE 2022

<u>MONTH AND YEAR</u>	<u>COUNTY GENERAL FUND</u>	<u>TOTAL AVAILABLE GENERAL FUNDS</u>
30-Jun-08	\$ 1,751,596.75	\$ 1,751,596.75
30-Jun-09	\$ 2,924,075.04	\$ 2,924,075.04
30-Jun-10	\$ 3,157,444.39	\$ 3,157,444.39
30-Jun-11	\$ 2,857,778.43	\$ 2,857,778.43
30-Jun-12	\$ 2,201,475.74	\$ 2,201,475.74
30-Jun-13	\$ 2,124,539.73	\$ 2,124,539.73
30-Jun-14	\$ 1,836,725.88	\$ 1,836,725.88
30-Jun-15	\$ 2,456,240.94	\$ 2,456,240.94
30-Jun-16	\$ 2,531,884.22	\$ 2,531,884.22
30-Jun-17	\$ 1,820,380.56	\$ 1,820,380.56
30-Jun-18	\$ 2,161,740.28	\$ 2,161,740.28
30-Jun-19	\$ 3,787,324.61	\$ 3,787,324.61
30-Jun-20	\$ 4,650,477.96	\$ 4,650,477.96
30-Jun-21	\$ 6,303,064.13	\$ 6,303,064.13
30-Jun-22	\$ 7,378,516.48	\$ 7,378,516.48



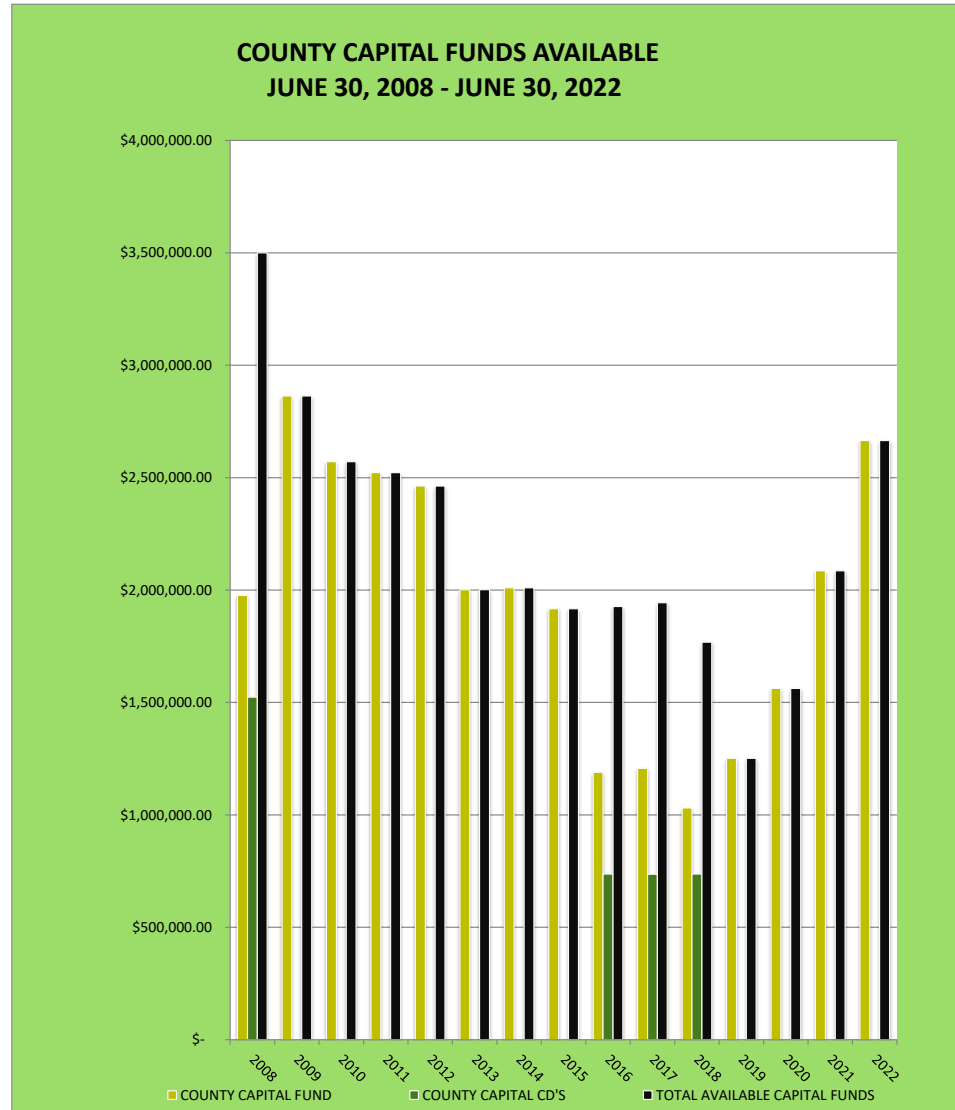
Craighead County, Arkansas

County Capital Funds Available

JUNE 2008 - JUNE 2022

<u>MONTH AND YEAR</u>	<u>COUNTY CAPITAL FUND</u>	<u>COUNTY CAPITAL CD'S</u>	<u>TOTAL AVAILABLE CAPITAL FUNDS</u>
30-Jun-08	\$ 1,976,482.87	\$ 1,523,696.86	\$ 3,500,179.73
30-Jun-09	\$ 2,863,548.00		\$ 2,863,548.00
30-Jun-10	\$ 2,570,742.50		\$ 2,570,742.50
30-Jun-11	\$ 2,522,063.72		\$ 2,522,063.72
30-Jun-12	\$ 2,463,024.77		\$ 2,463,024.77
30-Jun-13	\$ 2,002,134.38		\$ 2,002,134.38
30-Jun-14	\$ 2,010,197.52		\$ 2,010,197.52
30-Jun-15	\$ 1,916,871.56		\$ 1,916,871.56
30-Jun-16	\$ 1,189,454.44	\$ 737,345.14	\$ 1,926,799.58
30-Jun-17	\$ 1,207,521.10	\$ 736,517.66	\$ 1,944,038.76
30-Jun-18	\$ 1,030,749.37	\$ 737,247.62	\$ 1,767,996.99
30-Jun-19	\$ 1,251,923.73		\$ 1,251,923.73
30-Jun-20	\$ 1,562,574.90		\$ 1,562,574.90
30-Jun-21	\$ 2,085,631.32		\$ 2,085,631.32
30-Jun-22	\$ 2,665,589.44	\$ -	\$ 2,665,589.44

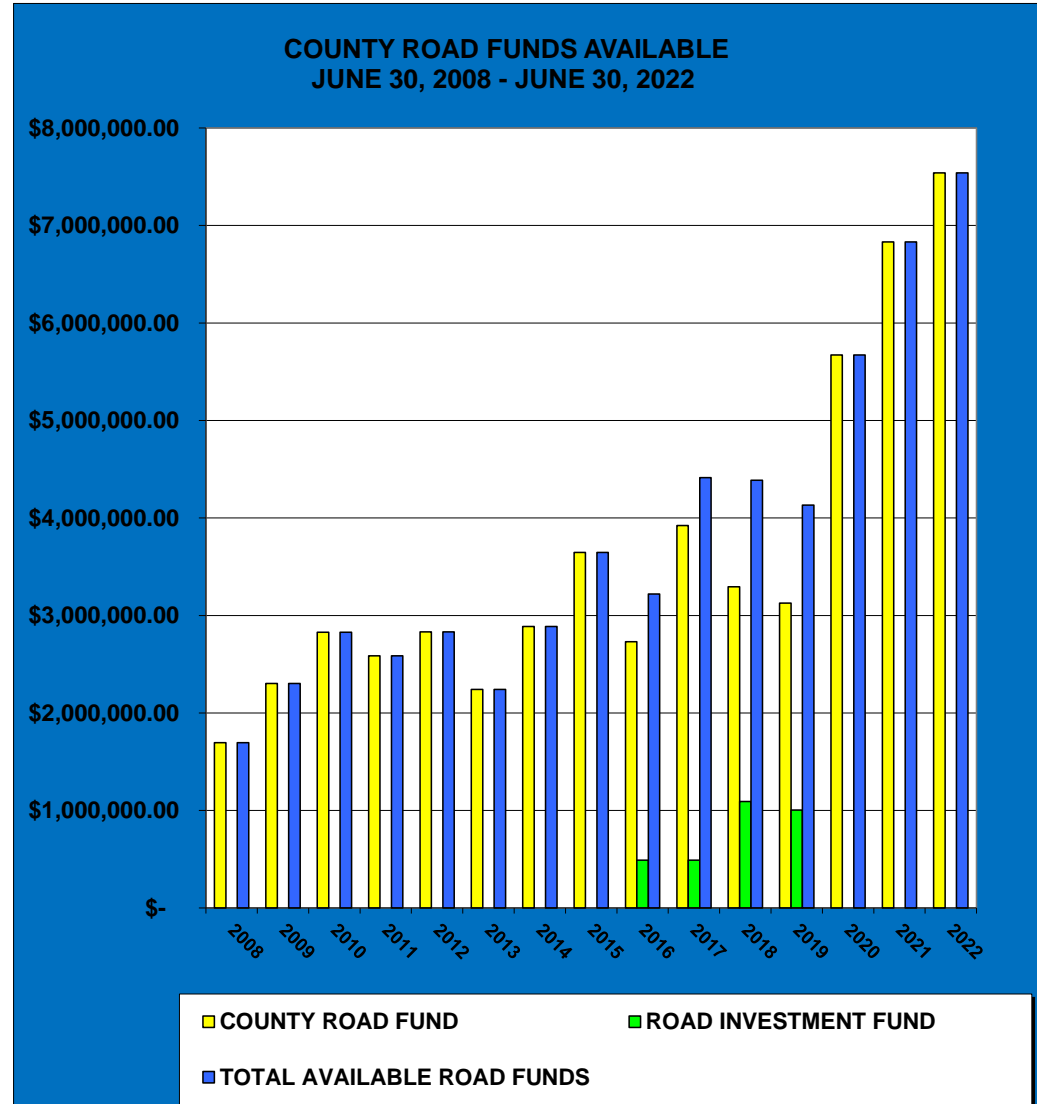
CAPITAL FUNDS AVAILABLE



Craighead County, Arkansas **County Road Funds Available** **JUNE 2008 - JUNE 2022**

MONTH AND YEAR	COUNTY ROAD FUND	ROAD INVESTMENT FUND	TOTAL AVAILABLE ROAD FUNDS
30-Jun-08	\$ 1,695,175.55		\$ 1,695,175.55
30-Jun-09	\$ 2,302,220.09		\$ 2,302,220.09
30-Jun-10	\$ 2,828,661.71		\$ 2,828,661.71
30-Jun-11	\$ 2,586,854.02		\$ 2,586,854.02
30-Jun-12	\$ 2,831,726.19		\$ 2,831,726.19
30-Jun-13	\$ 2,241,671.70		\$ 2,241,671.70
30-Jun-14	\$ 2,886,984.76		\$ 2,886,984.76
30-Jun-15	\$ 3,645,707.08		\$ 3,645,707.08
30-Jun-16	\$ 2,730,913.12	\$ 490,000.00	\$ 3,220,913.12
30-Jun-17	\$ 3,923,440.86	\$ 490,000.00	\$ 4,413,440.86
30-Jun-18	\$ 3,295,270.91	\$ 1,092,482.05	\$ 4,387,752.96
30-Jun-19	\$ 3,127,486.15	\$ 1,004,086.00	\$ 4,131,572.15
30-Jun-20	\$ 5,672,018.00		\$ 5,672,018.00
30-Jun-21	\$ 6,831,686.17		\$ 6,831,686.17
30-Jun-22	\$ 7,539,153.07	\$ -	\$ 7,539,153.07

ROAD FUNDS



911 EMERGENCY SERVICES FUND 3020
FOR CRAIGHEAD COUNTY, UNINCORPORATED
JANUARY 2022 - DECEMBER 2022

								BALANCE	
DATE	RECEIPTS	EXCESS COM	INTEREST	COM CHARGED	DISBURSEMENTS	"CASH FLOW"	TRANSFER FROM GENERAL	\$	
1/31/2022	\$ 7,099.73		\$ 46.92	\$ (142.93)	\$ (2,947.25)	\$ 4,056.47		\$	70,115.99
2/28/2022	\$ 3,323.46		\$ 41.61	\$ (67.31)	\$ (2,947.25)	\$ 350.51		\$	74,172.46
3/31/2022	\$ 3,131.01	\$ 1,069.08	\$ 47.30	\$ (63.58)	\$ (2,931.35)	\$ 1,252.46		\$	74,522.97
4/30/2022	\$ 6,062.73		\$ 46.81	\$ (122.19)	\$ (2,947.25)	\$ 3,040.10		\$	75,775.43
5/31/2022	\$ 15,703.74		\$ 59.74	\$ (315.26)	\$ (2,947.25)	\$ 12,500.97		\$	78,815.53
6/30/2022	\$ 3,155.84		\$ 56.25	\$ (64.25)	\$ (2,947.25)	\$ 200.59		\$	91,316.50
7/31/2022						\$ -		\$	91,517.09
8/31/2022						\$ -		\$	-
9/30/2022						\$ -		\$	-
10/31/2022						\$ -		\$	-
11/30/2022						\$ -		\$	-
12/31/2022						\$ -		\$	-
TOTAL	\$ 38,476.51	\$ 1,069.08	\$ 298.63	\$ (775.52)	\$ (17,667.60)	\$ 21,401.10	\$ -	\$	91,517.09

COUNTY RECORDER'S ACT 768 OF 1995

CRAIGHEAD COUNTY CIRCUIT CLERK

JANUARY - DECEMBER 2022

Y-T-D								2022 Balance	
	RECEIPTS	EXCESS COM	INTEREST	COM CHARGED	DISBURSEMENTS	"CASH FLOW"	TRANSFER OUT	\$	
Jan-22	85,957.63		527.83	(1,729.71)	(64,568.87)	20,186.88	(32.25)	\$	781,505.93
Feb-22	66,424.70		456.40	(1,337.62)	(90,014.08)	(24,470.60)		\$	801,660.56
Mar-22	61,840.41	15,751.20	503.14	(1,246.87)	(56,752.07)	20,095.81	(4,749.39)	\$	777,189.96
Apr-22	76,247.75		494.76	(1,533.24)	(54,876.76)	20,332.51	(4,749.39)	\$	792,536.38
May-22	80,216.96		546.41	(1,615.27)	(56,097.17)	23,050.93	(4,749.39)	\$	808,119.50
Jun-22	78,357.22		521.52	(1,577.57)	(76,659.61)	641.56	(4,749.39)	\$	826,421.04
Jul-22						-		\$	822,313.21
Aug-22						-		\$	-
Sep-22						-		\$	-
Oct-22						-		\$	-
Nov-22						-		\$	-
Dec-22						-		\$	-
TOTALS	449,044.67	15,751.20	3,050.06	(9,040.28)	(398,968.56)	59,837.09	(19,029.81)	\$	822,313.21

County General Transfers

Date	Amount	
2/2/2010	(100,000.00)	To County General
1/25/2011	(50,000.00)	To County General
2/7/2012	(54,000.00)	To County General
12/30/2014	(50,000.00)	To County General
12/30/2016	65,000.00	From County General
6/1/2017	89,662.68	From County General
12/17/2017	6,700.00	From County General

STATE TURNBACK RECEIPTS BY MONTH
FOR CRAIGHEAD COUNTY, UNINCORPORATED
2015-2022

PAGE 11

	GENERAL FUND	ROAD FUND	TOTAL TURNBACK
JAN 2015	\$ 51,803.57	\$ 221,410.04	\$ 273,213.61
FEB 2015	\$ 16,261.02	\$ 210,080.24	\$ 226,341.26
MAR 2015	\$ 16,261.02	\$ 218,494.80	\$ 234,755.82
APR 2015	\$ 16,261.02	\$ 218,494.80	\$ 234,755.82
MAY 2015	\$ 49,761.02	\$ 217,981.69	\$ 267,742.71
JUN 2015	\$ 16,261.02	\$ 219,286.69	\$ 235,547.71
JUL 2015	\$ 111,108.11	\$ 242,000.35	\$ 353,108.46
AUG 2015	\$ 13,968.54	\$ 210,315.96	\$ 224,284.50
SEP 2015	\$ 15,931.51	\$ 224,578.85	\$ 240,510.36
OCT 2015	\$ 15,931.51	\$ 227,713.53	\$ 243,645.04
NOV 2015	\$ 15,931.51	\$ 216,417.70	\$ 232,349.21
DEC 2015	\$ 15,931.51	\$ 204,310.30	\$ 220,241.81
	<u>\$ 355,411.36</u>	<u>\$ 2,631,084.95</u>	<u>\$ 2,986,496.31</u>

	GENERAL FUND	ROAD FUND	TOTAL TURNBACK
JAN 2016	19,584.83	215,766.74	\$ 235,351.57
FEB 2016	15,945.80	216,168.94	\$ 232,114.74
MAR 2016	15,945.12	195,911.23	\$ 211,856.35
APR 2016	15,945.12	238,363.95	\$ 254,309.07
MAY 2016	115,945.12	222,860.17	\$ 338,805.29
JUN 2016	15,945.12	216,693.17	\$ 232,638.29
JUL 2016	186,945.06	170,414.21	\$ 357,359.27
AUG 2016	15,645.10	209,859.64	\$ 225,504.74
SEP 2016	15,945.29	221,839.90	\$ 237,785.19
OCT 2016	15,945.12	238,129.04	\$ 254,074.16
NOV 2016	15,945.12	223,953.42	\$ 239,898.54
DEC 2016	15,945.12	206,837.06	\$ 222,782.18
	<u>465,681.92</u>	<u>2,576,797.47</u>	<u>3,042,479.39</u>

	GENERAL FUND	ROAD FUND	TOTAL TURNBACK
JAN 2017	52,482.44	232,966.65	\$ 285,449.09
FEB 2017	15,943.49	232,417.90	\$ 248,361.39
MAR 2017	15,943.49	204,135.54	\$ 220,079.03
APR 2017	15,943.49	238,879.72	\$ 254,823.21
MAY 2017	35,943.49	234,098.17	\$ 270,041.66
JUN 2017	15,943.49	234,764.82	\$ 250,708.31
JUL 2017	137,400.67	242,924.74	\$ 380,325.41
AUG 2017	13,296.73	233,472.95	\$ 246,769.68
SEP 2017	15,943.49	232,328.51	\$ 248,272.00
OCT 2017	15,943.49	241,523.60	\$ 257,467.09
NOV 2017	15,943.49	219,527.35	\$ 235,470.84
DEC 2017	15,943.49	217,227.00	\$ 233,170.49
	<u>366,671.25</u>	<u>2,764,266.95</u>	<u>3,130,938.20</u>

	GENERAL FUND	ROAD FUND	TOTAL TURNBACK
JAN 2018	52,480.81	234,576.25	\$ 287,057.06
FEB 2018	15,940.26	240,075.96	\$ 256,016.22
MAR 2018	15,940.26	211,199.39	\$ 227,139.65
APR 2018	15,940.26	231,224.32	\$ 247,164.58
MAY 2018	15,940.26	240,909.39	\$ 256,849.65
JUN 2018	15,940.26	236,081.26	\$ 252,021.52
JUL 2018	151,339.66	253,248.24	\$ 404,587.90
AUG 2018	12,234.28	231,069.38	\$ 243,303.66
SEP 2018	15,940.26	236,251.15	\$ 252,191.41
OCT 2018	15,940.26	246,990.13	\$ 262,930.39
NOV 2018	15,940.26	224,935.48	\$ 240,875.74
DEC 2018	15,940.26	233,431.94	\$ 249,372.20
	<u>359,517.09</u>	<u>2,819,992.89</u>	<u>3,179,509.98</u>

	GENERAL FUND	ROAD FUND	TOTAL TURNBACK
JAN 2019	52,477.58	246,841.47	\$ 299,319.05
FEB 2019	15,942.56	236,490.49	\$ 252,433.05
MAR 2019	15,942.56	226,874.77	\$ 242,817.33
APR 2019	15,942.56	240,361.04	\$ 256,303.60
MAY 2019	53,485.51	241,504.57	\$ 294,990.08
JUN 2019	15,942.56	248,854.43	\$ 264,796.99
JUL 2019	144,996.82	245,421.74	\$ 390,418.56
AUG 2019	12,496.19	244,084.44	\$ 256,580.63
SEP 2019	15,942.39	247,975.52	\$ 263,917.91
OCT 2019	15,942.39	242,267.05	\$ 258,209.44
NOV 2019	15,942.39	233,190.33	\$ 249,132.72
DEC 2019	15,942.39	237,999.41	\$ 253,941.80
	<u>390,995.90</u>	<u>2,891,865.26</u>	<u>3,282,861.16</u>

	GENERAL FUND	ROAD FUND	TOTAL TURNBACK
JAN 2020	52,479.71	286,258.56	\$ 338,738.27
FEB 2020	15,945.28	263,706.83	\$ 279,652.11
MAR 2020	15,245.28	239,396.93	\$ 254,642.21
APR 2020	11,838.94	254,548.17	\$ 266,387.11
MAY 2020	31,143.90	243,955.73	\$ 275,099.63
JUN 2020	11,838.94	228,571.97	\$ 240,410.91
JUL 2020	162,836.19	234,175.06	\$ 397,011.25
AUG 2020	27,477.21	261,839.30	\$ 289,316.51
SEP 2020	7,608.96	259,095.73	\$ 266,704.69
OCT 2020	11,051.87	264,821.85	\$ 275,873.72
NOV 2020	11,051.87	258,525.50	\$ 269,577.37
DEC 2020	11,051.87	246,003.55	\$ 257,055.42
	<u>369,570.02</u>	<u>3,040,899.18</u>	<u>3,410,469.20</u>

	GENERAL FUND	ROAD FUND	TOTAL TURNBACK
JAN 2021	47,589.19	277,959.57	\$ 325,548.76
FEB 2021	11,051.87	273,299.07	\$ 284,350.94
MAR 2021	11,035.03	234,328.97	\$ 245,364.00
APR 2021	11,016.12	262,266.10	\$ 273,282.22
MAY 2021	11,035.03	317,100.69	\$ 328,135.72
JUN 2021	30,608.64	282,004.64	\$ 312,613.28
JUL 2021	302,905.99	309,089.81	\$ 611,995.80
AUG 2021	32,130.79	289,201.52	\$ 321,332.31
SEP 2021	14,297.31	284,670.78	\$ 298,968.09
OCT 2021	15,593.31	313,900.62	\$ 329,493.93
NOV 2021	15,593.31	320,793.87	\$ 336,387.18
DEC 2021	15,593.31	291,973.50	\$ 307,566.81
	<u>518,449.90</u>	<u>3,456,589.14</u>	<u>3,975,039.04</u>

	GENERAL FUND	ROAD FUND	TOTAL TURNBACK
JAN 2022	54,060.87	331,590.98	\$ 385,651.85
FEB 2022	15,559.84	319,162.78	\$ 334,722.62
MAR 2022	15,559.84	266,381.25	\$ 281,941.09
APR 2022	15,559.84	318,212.80	\$ 333,772.64
MAY 2022	15,559.84	316,037.26	\$ 331,597.10
JUN 2022	15,559.84	307,301.03	\$ 322,860.87
JUL 2022			\$ -
AUG 2022			\$ -
SEP 2022			\$ -
OCT 2022			\$ -
NOV 2022			\$ -
DEC 2022			\$ -
	<u>131,860.07</u>	<u>1,858,686.10</u>	<u>1,990,546.17</u>

Craighead County Library and Jonesboro Public Library Tax Disbursements in 2022

Jonesboro Public Library

01/31/22	02/28/22	03/31/22	04/30/22	05/31/22	06/30/22	07/31/22	08/31/22	09/30/22	10/31/22	11/30/22	12/31/22	Totals
\$ 160,740.55	\$ 35,015.13	\$ 97,493.27	\$ 208,056.24	\$ 573,807.06	\$ 165,389.02							\$ 1,240,501.27
\$ 160,740.55	\$ 35,015.13	\$ 97,493.27	\$ 208,056.24	\$ 573,807.06	\$ 165,389.02	\$ -	\$ -	\$ -	\$ -	\$ -	\$ -	\$ 1,240,501.27
64.12%	65.49%	73.76%	70.80%	70.07%	72.98%	#DIV/0!	#DIV/0!	#DIV/0!	#DIV/0!	#DIV/0!	#DIV/0!	69.86%

Craighead County Library

01/31/22	02/28/22	03/31/22	04/30/22	05/31/22	06/30/22	07/31/22	08/31/22	09/30/22	10/31/22	11/30/22	12/31/22	Totals
\$ 89,956.05	\$ 18,449.06	\$ 34,677.93	\$ 85,808.87	\$ 245,061.98	\$ 61,227.17							\$ 535,181.06
\$ 89,956.05	\$ 18,449.06	\$ 34,677.93	\$ 85,808.87	\$ 245,061.98	\$ 61,227.17	\$ -	\$ -	\$ -	\$ -	\$ -	\$ -	\$ 535,181.06
35.88%	34.51%	26.24%	29.20%	29.93%	27.02%	#DIV/0!	#DIV/0!	#DIV/0!	#DIV/0!	#DIV/0!	#DIV/0!	30.14%

UNAUDITED, INTERNALLY PREPARED REPORT

PAGE 13

	2022	2021	2020	2019	2018	2017	2016	2015	2014	2013
JAN	\$ 2,344,585.47	\$ 1,950,348.04	\$ 1,887,945.41	\$ 1,773,495.44	\$ 1,661,452.38	\$ 1,667,926.92	\$ 1,545,852.92	\$ 1,473,397.43	\$ 1,416,155.47	\$ 1,441,413.31
FEB	\$ 2,742,144.29	\$ 2,313,783.98	\$ 2,164,524.89	\$ 2,142,668.11	\$ 2,045,513.94	\$ 1,999,627.83	\$ 1,956,723.04	\$ 1,902,017.40	\$ 1,645,303.32	\$ 1,690,530.86
MAR	\$ 2,000,990.06	\$ 1,943,953.54	\$ 1,673,989.82	\$ 1,619,866.22	\$ 1,457,637.16	\$ 1,493,959.34	\$ 1,369,216.09	\$ 1,364,807.82	\$ 1,218,814.36	\$ 1,241,415.97
APR	\$ 2,020,237.06	\$ 1,682,760.34	\$ 1,758,009.04	\$ 1,559,136.63	\$ 1,447,959.65	\$ 1,578,900.42	\$ 1,621,036.66	\$ 1,417,561.89	\$ 1,420,663.78	\$ 1,380,801.84
MAY	\$ 2,509,424.89	\$ 2,404,063.33	\$ 1,785,723.05	\$ 1,737,595.95	\$ 1,651,567.81	\$ 1,675,837.67	\$ 1,610,528.36	\$ 1,469,628.76	\$ 1,515,513.06	\$ 1,434,429.25
JUN	\$ 2,277,953.78	\$ 2,257,732.31	\$ 1,727,848.86	\$ 1,758,864.98	\$ 1,634,759.81	\$ 1,556,959.50	\$ 1,474,505.84	\$ 1,491,833.18	\$ 1,381,405.32	\$ 1,366,270.14
JUL	\$ -	\$ 2,218,412.93	\$ 1,909,889.65	\$ 1,728,735.74	\$ 1,730,193.17	\$ 1,704,068.76	\$ 1,600,130.27	\$ 1,508,146.21	\$ 1,521,942.50	\$ 1,391,284.61
AUG	\$ -	\$ 2,292,489.66	\$ 1,986,168.83	\$ 1,772,451.14	\$ 1,753,932.71	\$ 1,746,747.95	\$ 1,646,029.58	\$ 1,558,831.02	\$ 1,452,035.47	\$ 1,493,856.58
SEP	\$ -	\$ 2,275,738.71	\$ 2,014,486.20	\$ 1,754,997.84	\$ 1,689,736.03	\$ 1,555,519.86	\$ 1,677,064.06	\$ 1,548,181.88	\$ 1,449,160.52	\$ 1,404,482.53
OCT	\$ -	\$ 2,291,423.50	\$ 1,928,089.86	\$ 1,833,542.59	\$ 1,744,640.45	\$ 1,680,120.13	\$ 1,601,630.48	\$ 1,555,938.23	\$ 1,543,166.10	\$ 1,460,140.94
NOV	\$ -	\$ 2,251,535.57	\$ 2,037,522.66	\$ 1,804,200.70	\$ 1,706,490.74	\$ 1,696,719.73	\$ 1,631,049.33	\$ 1,532,538.24	\$ 1,522,104.75	\$ 1,459,264.13
DEC	\$ -	\$ 2,203,928.96	\$ 1,865,377.46	\$ 1,796,360.65	\$ 1,687,598.22	\$ 1,632,625.51	\$ 1,638,958.41	\$ 1,588,494.73	\$ 1,484,632.79	\$ 1,347,387.28
TOTAL	\$ 13,895,335.55	\$ 26,086,170.87	\$ 22,739,575.73	\$ 21,281,915.99	\$ 20,211,482.07	\$ 19,989,013.62	\$ 19,372,725.04	\$ 18,411,376.79	\$ 17,570,897.44	\$ 17,111,277.44
JAN % CHANGE	120.21%	103.31%	106.45%	106.74%	99.61%	107.90%	104.92%	104.04%	98.25%	110.99%
FEB % CHANGE	118.51%	106.90%	101.02%	104.75%	102.29%	102.19%	102.88%	115.60%	97.32%	99.59%
MAR % CHANGE	102.93%	116.13%	103.34%	111.13%	97.57%	109.11%	100.32%	111.98%	98.18%	82.35%
APR % CHANGE	120.05%	95.72%	112.76%	107.68%	91.71%	97.40%	114.35%	99.78%	102.89%	127.43%
MAY % CHANGE	104.38%	134.63%	102.77%	105.21%	98.55%	104.06%	109.59%	96.97%	105.65%	97.54%
JUN % CHANGE	100.90%	130.67%	98.24%	107.59%	105.00%	105.59%	98.84%	107.99%	101.11%	99.96%
JUL % CHANGE	0.00%	116.15%	110.48%	99.92%	101.53%	106.50%	106.10%	99.09%	109.39%	102.65%
AUG % CHANGE	0.00%	115.42%	112.06%	101.06%	100.41%	106.12%	105.59%	107.35%	97.20%	107.06%
SEP % CHANGE	0.00%	112.97%	114.79%	103.86%	108.63%	92.75%	108.32%	106.83%	103.18%	108.29%
OCT % CHANGE	0.00%	118.84%	105.16%	105.10%	103.84%	104.90%	102.94%	100.83%	104.39%	104.39%
NOV % CHANGE	0.00%	110.50%	112.93%	105.73%	100.58%	104.03%	106.43%	100.69%	104.31%	104.36%
DEC % CHANGE	0.00%	118.15%	103.84%	106.44%	103.37%	99.61%	103.18%	107.00%	110.19%	96.22%
JAN - DEC % CHANGE	53.27%	114.72%	106.85%	105.30%	101.11%	103.18%	105.22%	104.78%	102.69%	102.65%
THIS IS THE TOTAL AMOUNT OF THE COUNTY-WIDE 1% COUNTY-WIDE SALES TAX DISTRIBUTED BY POPULATION										

	COUNTY	BAY	BLACK OAK	BONO	BROOKLAND	CARAWAY	CASH	EGYPT	JONESBORO	LAKE CITY	MONETTE	TOTAL
Jan-21	\$ 394,484.60	\$ 39,543.31	\$ 4,911.30	\$ 50,778.17	\$ 85,663.13	\$ 23,881.97	\$ 5,901.99	\$ 2,381.87	\$ 1,656,266.22	\$ 49,028.65	\$ 31,744.26	\$ 2,344,585.47
Feb-21	\$ 461,375.25	\$ 46,248.46	\$ 5,744.08	\$ 59,388.35	\$ 100,188.57	\$ 27,931.51	\$ 6,902.76	\$ 2,785.75	\$ 1,937,110.43	\$ 57,342.18	\$ 37,126.95	\$ 2,742,144.29
Mar-21	\$ 336,673.49	\$ 33,748.30	\$ 4,191.55	\$ 43,336.71	\$ 73,109.33	\$ 20,382.10	\$ 5,037.06	\$ 2,032.81	\$ 1,413,542.94	\$ 41,843.58	\$ 27,092.19	\$ 2,000,990.06
Apr-21	\$ 339,911.86	\$ 34,072.92	\$ 4,231.87	\$ 43,753.55	\$ 73,812.55	\$ 20,578.15	\$ 5,085.51	\$ 2,052.37	\$ 1,427,139.44	\$ 42,246.06	\$ 27,352.78	\$ 2,020,237.06
May-21	\$ 422,219.41	\$ 42,323.46	\$ 5,256.59	\$ 54,348.20	\$ 91,685.80	\$ 25,561.03	\$ 6,316.93	\$ 2,549.33	\$ 1,772,712.37	\$ 52,475.68	\$ 33,976.09	\$ 2,509,424.89
Jun-21	\$ 383,273.59	\$ 38,419.52	\$ 4,771.72	\$ 49,335.08	\$ 83,228.63	\$ 23,203.26	\$ 5,734.26	\$ 2,314.18	\$ 1,609,196.14	\$ 47,635.29	\$ 30,842.11	\$ 2,277,953.78
Jul-21												\$ -
Aug-21												\$ -
Sep-21												\$ -
Oct-21												\$ -
Nov-21												\$ -
Dec-21												\$ -
	\$ 2,337,938.20	\$ 234,355.97	\$ 29,107.11	\$ 300,940.06	\$ 507,688.01	\$ 141,538.02	\$ 34,978.51	\$ 14,116.31	\$ 9,815,967.54	\$ 290,571.44	\$ 188,134.38	\$ 13,895,335.55

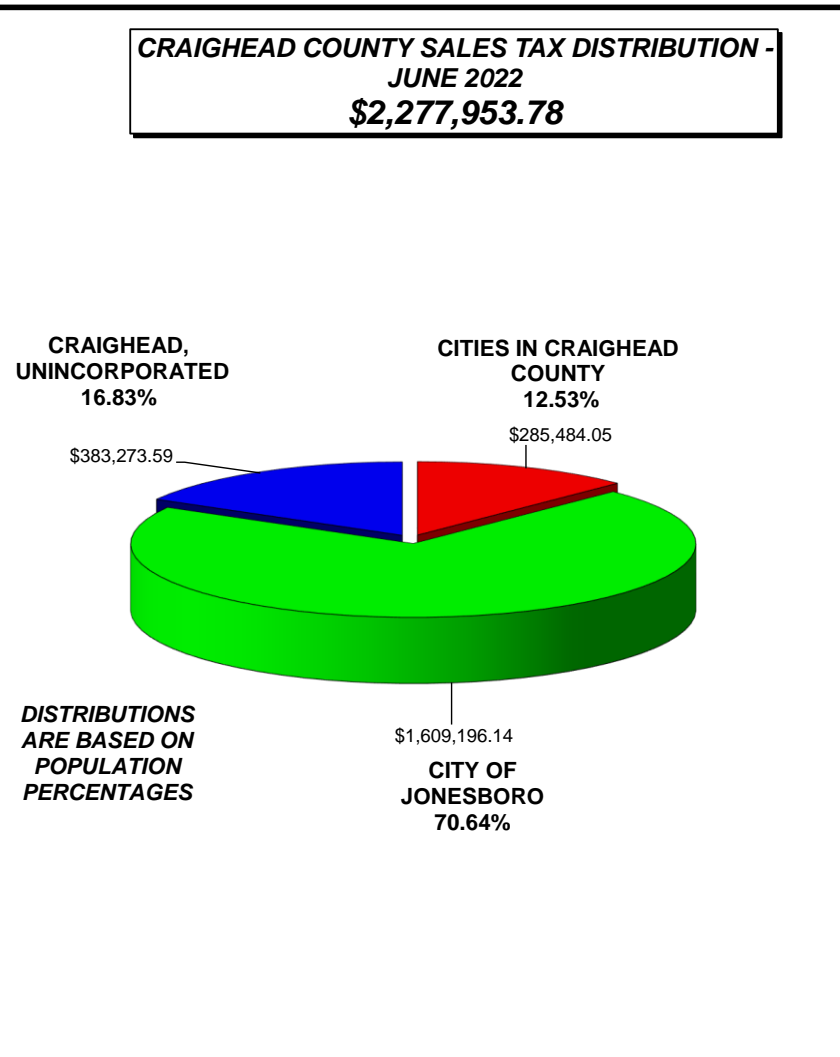

\$	383,273.59	
FUND 1000 COUNTY GENERAL RECEIVES 40%	\$	153,309.44
FUND 1892 CAPITAL FUND RECEIVES 10%	\$	38,327.36
FUND 2000 COUNTY ROAD RECEIVES 50%	\$	<u>191,636.80</u>
CRAIGHEAD COUNTY 1% SALES TAX PORTION	\$	<u><u>383,273.59</u></u>

CRAIGHEAD COUNTY SALES TAX DISTRIBUTIONS JUNE 2022

PAGE 16

<u>CITY IN CRAIGHEAD</u>		<u>POPULATION %</u>
BAY	\$ 38,419.52	1.69%
BLACK OAK	\$ 4,771.72	0.21%
BONO	\$ 49,335.08	2.17%
BROOKLAND	\$ 83,228.63	3.65%
CARAWAY	\$ 23,203.26	1.02%
CASH	\$ 5,734.26	0.25%
EGYPT	\$ 2,314.18	0.10%
LAKE CITY	\$ 47,635.29	2.09%
MONETTE	\$ 30,842.11	1.35%
CITIES IN CRAIGHEAD	\$ 285,484.05	
CITY OF JONESBORO	\$ 1,609,196.14	
CRAIGHEAD COUNTY	\$ 383,273.59	
TOTAL SALES TAX	\$ 2,277,953.78	

SALES AND USE TAX



COUNTY SALES AND USE TAX FUNDS DISTRIBUTIONS FOR MAY 2022, Effective Date 06/23/2022

COUNTY TREASURER'S OFFICE

\$	383,273.59	16.8253453%
\$	285,484.05	12.5324777%
\$	1,609,196.14	70.6421769%
\$	2,277,953.78	100.00%


UNAUDITED, INTERNALLY PREPARED REPORT

CRAIGHEAD COUNTY SALES TAX DISTRIBUTIONS YEAR TO DATE 2022

PAGE 17

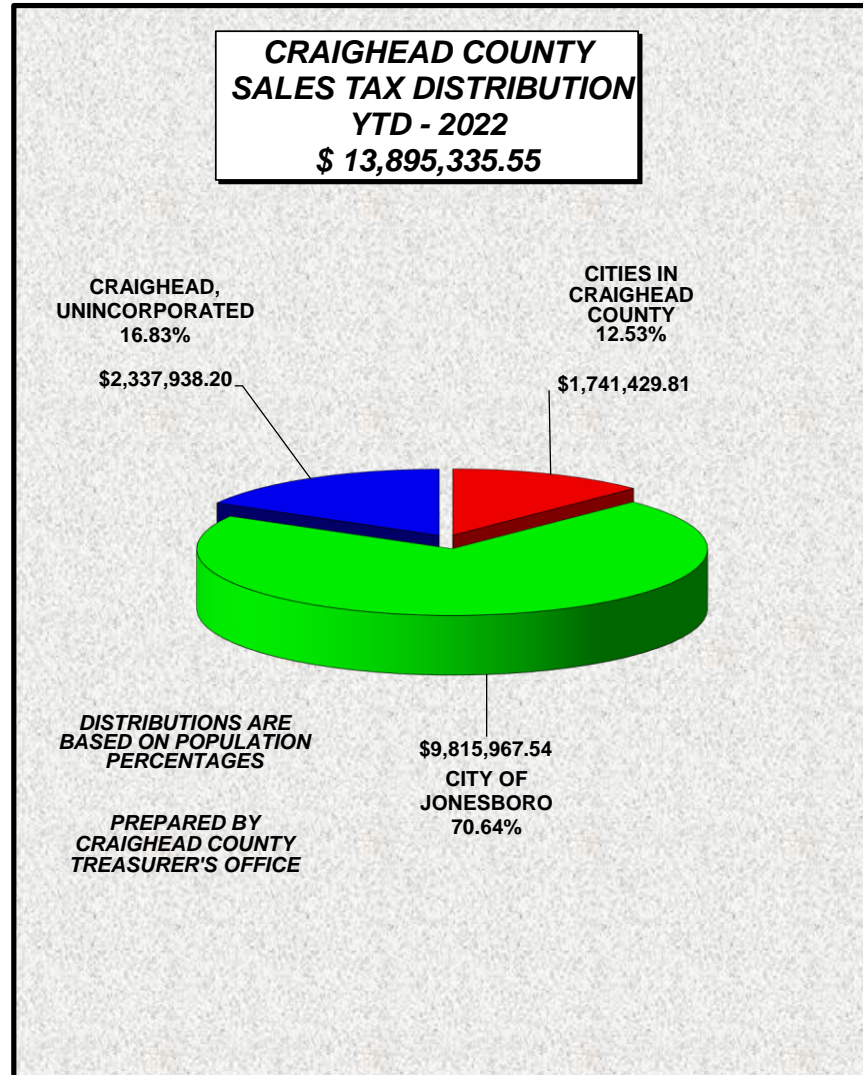
<u>CITY IN CRAIGHEAD</u>		<u>POPULATION %</u>
BAY	\$ 234,355.97	1.69%
BLACK OAK	\$ 29,107.11	0.21%
BONO	\$ 300,940.06	2.17%
BROOKLAND	\$ 507,688.01	3.65%
CARAWAY	\$ 141,538.02	1.02%
CASH	\$ 34,978.51	0.25%
EGYPT	\$ 14,116.31	0.10%
LAKE CITY	\$ 290,571.44	2.09%
MONETTE	\$ 188,134.38	1.35%
CITIES IN CRAIGHEAD	\$ 1,741,429.81	
CITY OF JONESBORO	\$ 9,815,967.54	
CRAIGHEAD RURAL	\$ 2,337,938.20	
TOTAL SALES TAX	\$ 13,895,335.55	

YEAR TO DATE SALES AND USE TAX



COUNTY SALES AND USE TAX DISTRIBUTIONS

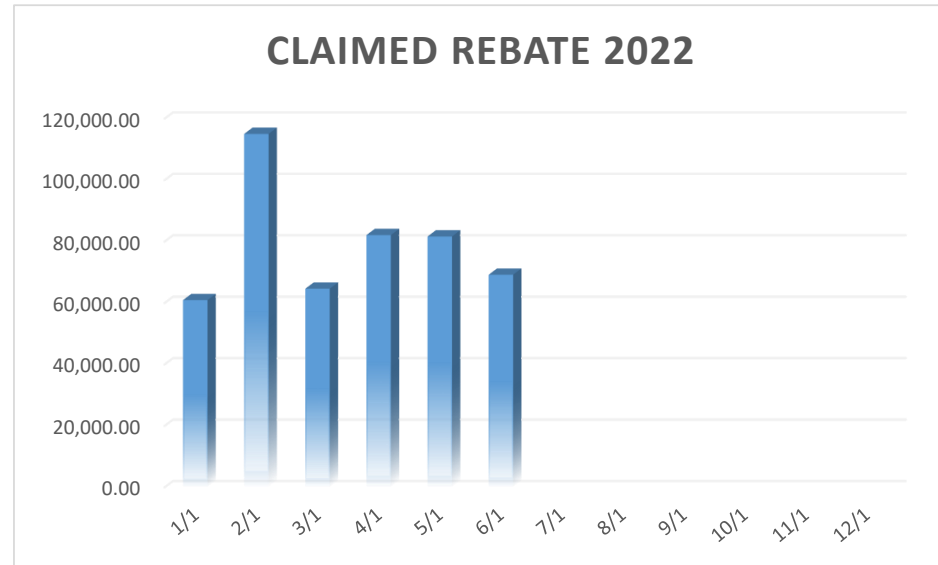
\$	2,337,938.20	16.82534539%
\$	1,741,429.81	12.53247756%
\$	9,815,967.54	70.64217704%
\$	13,895,335.55	100.00%



COUNTY TREASURER'S OFFICE

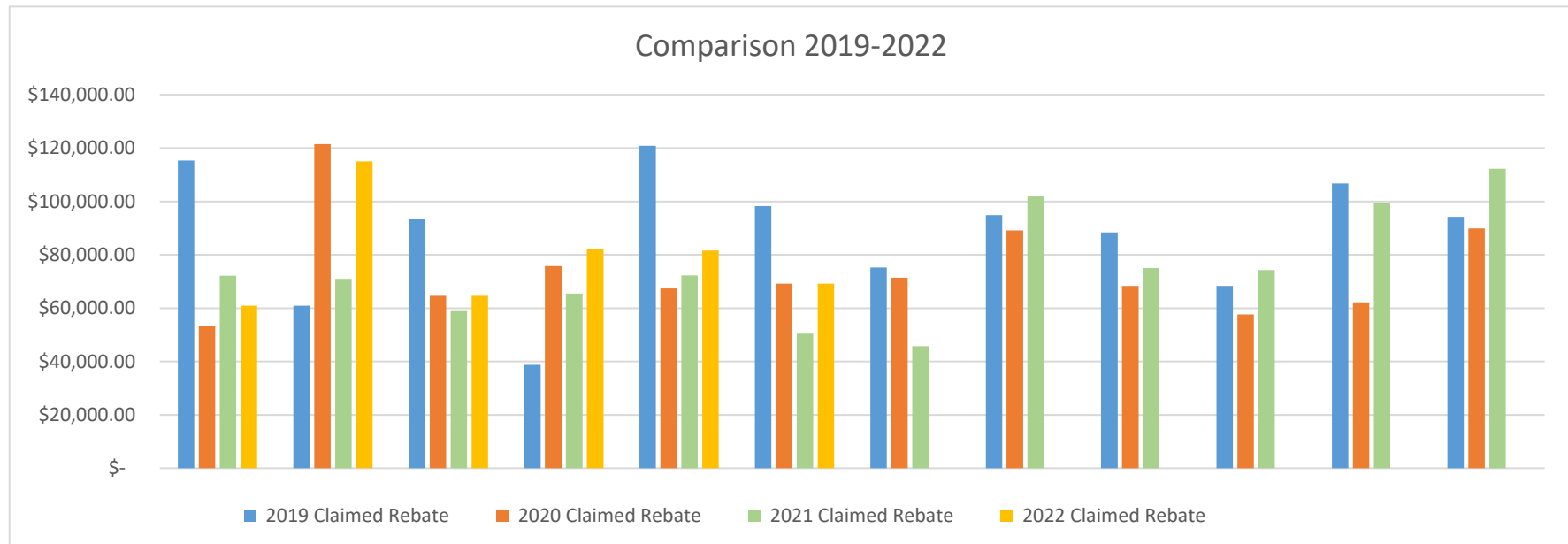
LOCAL REBATE CLAIMED**DEPARTMENT OF FINANCE AND ADMINISTRATION****SALES AND USE TAX**

Date	Return Period	Claimed Rebate
1/1/2022	Nov-21	60,921.21
2/1/2022	Dec-21	115,046.52
3/1/2022	Jan-22	64,651.99
4/1/2022	Feb-22	82,102.50
5/1/2022	Mar-22	81,656.15
6/1/2022	Apr-22	69,186.98
7/1/2022	May-22	
8/1/2022	Jun-22	
9/1/2022	Jul-22	
10/1/2022	Aug-22	
11/1/2022	Sep-22	
12/1/2022	Oct-22	
		\$ 473,565.35



LOCAL REBATE CLAIMED
DEPARTMENT OF FINANCE AND ADMINISTRATION
SALES AND USE TAX

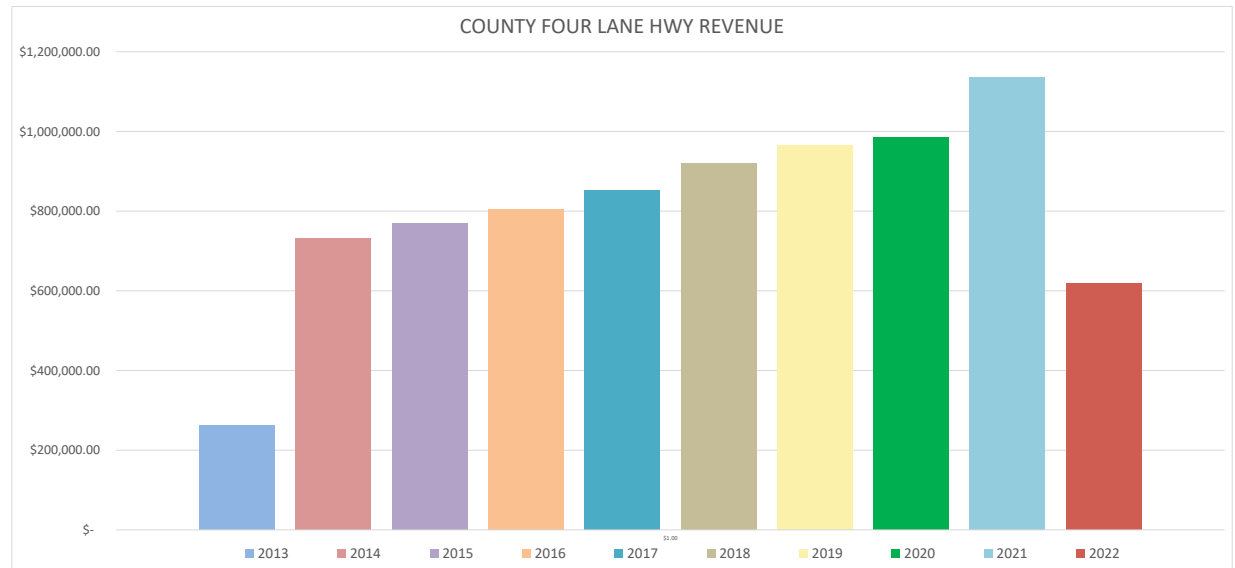
Date	2019 Claimed Rebate	2020 Claimed Rebate	2021 Claimed Rebate	2022 Claimed Rebate	Amt Difference	% Change
January	\$ 115,377.05	\$ 53,158.57	\$ 72,186.74	\$ 60,921.21	(11,265.53)	84.39%
February	\$ 60,967.25	\$ 121,474.20	\$ 70,980.10	\$ 115,046.52	44,066.42	162.08%
March	\$ 93,292.31	\$ 64,651.99	\$ 58,929.00	\$ 64,651.99	5,722.99	109.71%
April	\$ 38,715.01	\$ 75,767.73	\$ 65,507.17	\$ 82,102.50	16,595.33	125.33%
May	\$ 120,861.77	\$ 67,359.94	\$ 72,249.85	\$ 81,656.15	9,406.30	113.02%
June	\$ 98,303.56	\$ 69,186.98	\$ 50,466.69	\$ 69,186.98	18,720.29	137.09%
July	\$ 75,212.35	\$ 71,446.71	\$ 45,771.99	\$ -	-	
August	\$ 94,858.48	\$ 89,169.75	\$ 101,896.61	\$ -	-	
September	\$ 88,421.52	\$ 68,312.11	\$ 75,011.54	\$ -	-	
October	\$ 68,383.85	\$ 57,691.56	\$ 74,285.84	\$ -	-	
November	\$ 106,754.52	\$ 62,239.05	\$ 99,459.25	\$ -	-	
December	\$ 94,219.47	\$ 89,883.78	\$ 112,246.57	\$ -	-	
	\$ 1,055,367.14	\$ 890,342.37	\$ 898,991.35	\$ 473,565.35	\$ 83,245.80	121.94%



STATE OF ARKANSAS 1/2 SALES TAX- CRAIGHEAD COUNTY FOUR LANE CONSTRUCTION

RECEIVED	2013	2014	2015	2016	2017	2018	2019	2020	2021	2022	TOTAL COUNTY FOUR LANE REVENUE
JAN		\$ 62,611.70	\$ 62,817.77	\$ 63,388.97	\$ 72,170.37	\$ 79,957.16	\$ 81,588.33	\$ 85,450.83	\$ 84,578.24	\$ 104,952.89	\$ 7,530,958.98
FEB		\$ 59,993.77	\$ 66,390.62	\$ 67,990.98	\$ 72,811.48	\$ 75,339.66	\$ 78,817.92	\$ 85,509.41	\$ 87,420.50	\$ 104,365.52	\$ 7,635,324.50
MAR		\$ 55,234.28	\$ 58,504.77	\$ 61,681.30	\$ 65,233.47	\$ 70,056.40	\$ 72,855.37	\$ 74,313.76	\$ 80,449.54	\$ 87,902.36	\$ 7,723,226.86
APR		\$ 61,604.23	\$ 62,428.17	\$ 67,705.72	\$ 71,166.59	\$ 74,282.86	\$ 78,570.13	\$ 80,107.78	\$ 85,905.90	\$ 111,595.26	\$ 7,834,822.12
MAY		\$ 60,225.56	\$ 63,898.28	\$ 65,463.85	\$ 70,364.59	\$ 76,915.55	\$ 78,171.73	\$ 73,834.91	\$ 109,063.97	\$ 106,516.51	\$ 7,941,338.63
JUN		\$ 60,293.66	\$ 63,300.37	\$ 63,389.87	\$ 70,673.74	\$ 74,360.88	\$ 82,422.23	\$ 76,591.00	\$ 100,974.63	\$ 102,864.55	\$ 8,044,203.18
JUL		\$ 62,086.73	\$ 61,957.09	\$ 67,789.26	\$ 74,102.88	\$ 78,756.97	\$ 81,311.70	\$ 83,356.83	\$ 94,426.80	\$ -	\$ -
AUG	\$ 28,023.20	\$ 61,580.99	\$ 65,740.44	\$ 69,364.11	\$ 70,357.26	\$ 77,405.60	\$ 79,279.89	\$ 86,587.55	\$ 95,267.95	\$ -	\$ -
SEP	\$ 58,379.68	\$ 63,090.39	\$ 67,566.04	\$ 71,591.73	\$ 73,219.94	\$ 79,391.12	\$ 86,264.55	\$ 86,303.98	\$ 95,613.16	\$ -	\$ -
OCT	\$ 60,846.52	\$ 62,421.38	\$ 68,396.82	\$ 70,610.88	\$ 73,745.38	\$ 78,889.76	\$ 81,375.92	\$ 85,410.28	\$ 96,629.26	\$ -	\$ -
NOV	\$ 56,935.08	\$ 62,414.69	\$ 65,663.41	\$ 69,958.91	\$ 70,324.15	\$ 75,457.83	\$ 81,901.26	\$ 87,691.77	\$ 107,239.13	\$ -	\$ -
DEC	\$ 57,938.74	\$ 60,527.14	\$ 63,584.52	\$ 66,522.77	\$ 68,826.73	\$ 77,790.27	\$ 81,391.32	\$ 80,666.75	\$ 97,146.78	\$ -	\$ -
TOTAL	\$ 262,123.22	\$ 732,084.52	\$ 770,248.30	\$ 805,458.35	\$ 852,996.58	\$ 918,604.06	\$ 963,950.35	\$ 985,824.85	\$ 1,134,715.86	\$ 618,197.09	\$ 8,044,203.18

FOUR LANE REVENUES



FUND 3578**District Court DWI Court Fund****2013-2022**

DATE	RECEIPTS	EXCESS COM	INTEREST	COM CHARGED	DISBURSEMENTS	"CASH FLOW"	TRANSFER FROM GENERAL	TRANSFER TO GENERAL	
2013					\$ (5,328.03)		\$ 5,328.03		\$ -
2014	\$ 19,744.65		\$ 5.47	\$ (0.11)	\$ (15,000.49)	\$ 4,749.52			\$ 4,749.52
2015	\$ 15,000.00	\$ 0.07	\$ 6.33	\$ (0.14)	\$ (19,440.69)	\$ (4,434.43)			\$ 315.09
2016		\$ 0.09	\$ 0.67		\$ (14,297.38)	\$ (14,296.62)	\$ 13,981.53		\$ 0.00
2017	\$ 6,433.25		\$ 6.30	\$ (0.12)	\$ (15,504.70)	\$ (9,065.27)	\$ 10,351.80		\$ 1,286.53
2018	\$ 14,434.03	\$ 0.07	\$ 120.57	\$ (2.42)	\$ (6,619.93)	\$ 7,932.32	\$ -	\$ -	\$ 9,218.85
2019	\$ 10,658.49	\$ 1.62	\$ 219.01	\$ (6.32)	\$ (10,489.88)	\$ 382.92	\$ 1,200.00	\$ (1,206.64)	\$ 9,595.13
2020	\$ 887.68	\$ 4.78	\$ 12.55	\$ (0.25)	\$ (887.68)	\$ 17.08	\$ -	\$ (9,595.13)	\$ 17.08
2021	\$ 13,810.83	\$ 0.19	\$ 0.05	\$ (2.31)	\$ (13,734.91)	\$ 73.85	\$ -	\$ -	\$ 90.93
2022	\$ -	\$ 1.75	\$ 0.29	\$ -	\$ (6,540.00)	\$ (6,537.96)	\$ -	\$ -	\$ (6,447.03)
					\$ -	\$ -			\$ -
					\$ -	\$ -			\$ -
TOTAL	\$ 80,968.93	\$ 8.57	\$ 371.24	\$ (11.67)	\$ (107,843.69)	\$ (26,506.62)	\$ 30,861.36	\$ (10,801.77)	\$ (6,447.03)

2022 Budget Detail Report

Month: 6

Date Range: 06/01/2022 - 06/30/2022

Fund: 1000 - 6400

Dept: 0001 - 9999

Item: 00 - 9999

Line Item	Description	Month to Date Transfers Appropriations	Year to Date Transfers Appropriations	MTD Expenditures Adj MTD Expend.	YTD Expenditures Adj YTD Expend	Original Budget Adj. Budget	Balance Actual Balance	MTD % Used	YTD % Used	% Left
Fund: 1000 COUNTY GENERAL										
Group: 01000100 - 01001999 PERSONAL SERVICES										
1000- 01001001		(\$63.66)	(\$254.64)	\$24,882.39	\$130,809.53	\$256,642.71				
SALARIES		\$0.00	\$0.00	\$24,946.05	\$131,064.17		\$125,578.54	9.720	51.069	48.931
1000- 01001006		\$0.00	\$0.00	\$2,230.41	\$9,610.30	\$19,633.17				
SOCIAL SECURITY MATCH		\$0.00	\$0.00				\$10,022.87	11.360	48.949	51.051
1000- 01001007		\$0.00	\$0.00	\$5,087.49	\$21,996.75	\$39,317.66				
RETIREMENT MATCH		\$0.00	\$0.00				\$17,320.91	12.939	55.946	44.054
1000- 01001009		\$0.00	(\$3,628.98)	\$6.76	\$2,863.10	\$24,535.52				
HEALTH INSURANCE MATCH		\$0.00	\$0.00		\$6,492.08		\$18,043.44	0.028	26.460	73.540
1000- 01001010		\$0.00	\$0.00	\$0.00	\$611.64	\$612.59				
WORKMEN'S COMPENSATION		\$0.00	\$0.00				\$0.95	0.000	99.845	0.155
1000- 01001011		\$0.00	\$0.00	\$0.00	\$105.00	\$1,152.00				
UNEMPLOYMENT COMPENSATION		\$0.00	\$0.00				\$1,047.00	0.000	9.115	90.885
1000- 01001012		\$0.00	\$0.00	\$0.00	\$0.00	\$250.00				
OTHER FRINGE BENEFITS(INCL HLTH IN:		\$0.00	\$0.00				\$250.00	0.000	0.000	100.000
1000- 01001017		\$0.00	\$0.00	\$0.00	\$0.00	\$1,000.00				
VACATION-PERSONAL TIME BUYBACK		\$0.00	\$0.00				\$1,000.00	0.000	0.000	100.000
Group Totals:		(\$63.66)	(\$3,883.62)	\$32,207.05	\$165,996.32	\$343,143.65				
PERSONAL SERVICES		\$0.00	\$0.00	\$32,270.71	\$169,879.94		\$173,263.71	9.404	49.507	50.493
Group: 01002000 - 01002999 SUPPLIES										
1000- 01002001		\$0.00	\$0.00	\$32.31	\$718.33	\$2,500.00				
GENERAL OFFICE SUPPLIES		\$0.00	\$0.00				\$1,781.67	1.292	28.733	71.267
1000- 01002002		\$0.00	\$0.00	\$71.60	\$2,800.82	\$5,000.00				
SMALL EQUIPMENT		\$0.00	\$0.00				\$2,199.18	1.432	56.016	43.984
1000- 01002007		\$0.00	\$0.00	\$483.95	\$1,280.89	\$1,500.00				
FUELS, OIL, & LUBRICANTS		\$0.00	\$0.00				\$219.11	32.263	85.393	14.607
1000- 01002029		\$0.00	\$0.00	\$0.00	\$0.00	\$10.00				
SMALL TOOLS(LESS THAN CAPITALIZATI		\$0.00	\$0.00				\$10.00	0.000	0.000	100.000
Group Totals:		\$0.00	\$0.00	\$587.86	\$4,800.04	\$9,010.00				
SUPPLIES		\$0.00	\$0.00				\$4,209.96	6.525	53.275	46.725
Group: 01003000 - 01003999 OTHER SERVICES & CHARGES										
1000- 01003001		\$0.00	\$0.00	\$0.00	\$0.00	\$10.00				
ACCOUNTING & AUDITING (FED OMB)		\$0.00	\$0.00				\$10.00	0.000	0.000	100.000
1000- 01003002		\$0.00	\$0.00	\$0.00	\$0.00	\$10.00				
MANAGEMENT CONSULTING		\$0.00	\$0.00				\$10.00	0.000	0.000	100.000
1000- 01003005		\$0.00	\$0.00	\$0.00	\$3,776.00	\$15,000.00				
SPECIAL LEGAL		\$0.00	\$0.00				\$11,224.00	0.000	25.173	74.827
1000- 01003009		\$0.00	\$0.00	\$0.00	\$1,325.00	\$10.00				
OTHER PROFESSIONAL SERVICES		\$0.00	\$0.00				(\$1,315.00)	0.000	0.000	0.000
1000- 01003020		\$0.00	\$0.00	\$406.66	\$2,475.66	\$5,000.00				
TELEPHONE-PAGER-DSL-CABLE-ISP-TOI		\$0.00	\$0.00				\$2,524.34	8.133	49.513	50.487
1000- 01003021		\$0.00	\$0.00	\$49.92	\$72.75	\$1,000.00				
POSTAGE		\$0.00	\$0.00				\$927.25	4.992	7.275	92.725
1000- 01003022		\$0.00	\$0.00	\$137.91	\$699.85	\$1,500.00				
CELL PHONES & PAGERS		\$0.00	\$0.00				\$800.15	9.194	46.657	53.343
1000- 01003023		\$0.00	\$0.00	\$0.00	\$0.00	\$10.00				
INTERNET CONNECTION		\$0.00	\$0.00				\$10.00	0.000	0.000	100.000

2022 Budget Detail Report

Month: 6

Date Range: 06/01/2022 - 06/30/2022

Fund: 1000 - 6400

Dept: 0001 - 9999

Item: 00 - 9999

Line Item	Description	Month to Date Transfers Appropriations	Year to Date Transfers Appropriations	MTD Expenditures Adj MTD Expend.	YTD Expenditures Adj YTD Expend	Original Budget Adj. Budget	Balance Actual Balance	MTD % Used	YTD % Used	% Left
Fund: 1000 COUNTY GENERAL		Office: 0100 COUNTY JUDGE								
Group: 01003000 - 01003999 OTHER SERVICES & CHARGES										
1000- 01003030	TRAVEL	\$0.00	\$0.00	\$0.00	\$0.00	\$500.00	\$500.00	0.000	0.000	100.000
1000- 01003040	ADVERTISING & PUBLICATIONS	\$0.00	\$77.35	\$0.00	\$991.25	\$1,500.00	\$586.10	0.000	60.927	39.073
1000- 01003052	FIRE & EXTENDED COVERAGE	\$0.00	\$0.00	\$0.00	\$3,065.35	\$3,066.00	\$0.65	0.000	99.979	0.021
1000- 01003055	GENERAL LIABILITY E.O.	\$0.00	\$0.00	\$0.00	\$758.39	\$758.39	\$0.00	0.000	100.000	0.000
1000- 01003060	UTILITIES - ELECTRICITY	\$0.00	\$0.00	\$748.27	\$2,925.56	\$6,500.00	\$3,574.44	11.512	45.009	54.991
1000- 01003061	UTILITIES - GAS	\$0.00	\$0.00	\$9.21	\$182.94	\$500.00	\$317.06	1.842	36.588	63.412
1000- 01003073	LEASE MACHINERY & EQUIP(INCL COPY	\$0.00	\$0.00	\$182.24	\$832.37	\$1,200.00	\$367.63	15.187	69.364	30.636
1000- 01003090	DUES, MEMBERSHIP, SUB	\$0.00	\$0.00	\$795.00	\$1,792.20	\$2,000.00	\$207.80	39.750	89.610	10.390
1000- 01003094	MEALS & LODGING	\$0.00	\$0.00	\$0.00	\$263.08	\$2,500.00	\$2,236.92	0.000	10.523	89.477
1000- 01003100	OTHER MISCELLANEOUS	\$0.00	\$0.00	\$0.00	\$18.19	\$2,900.00	\$2,881.81	0.000	0.627	99.373
1000- 01003101	TRAINING & EDUCATION	\$0.00	\$0.00	\$125.00	\$474.50	\$750.00	\$275.50	16.667	63.267	36.733
1000- 01003102	COMP SOFTWARE, SUPPORT / MAINT/RE	\$0.00	\$0.00	\$45.36	\$310.57	\$300.00	(\$10.57)	15.120	0.000	0.000
Group Totals:		\$0.00	\$77.35	\$2,499.57	\$19,963.66	\$45,014.39				
OTHER SERVICES & CHARGES		\$0.00	\$0.00		\$19,886.31		\$25,128.08	5.553	44.178	55.822
Group: 01004000 - 01004999 CAPITAL OUTLAY										
1000- 01004004	MACHINERY AND EQUIPMENT	\$0.00	\$0.00	\$0.00	\$0.00	\$10.00	\$10.00	0.000	0.000	100.000
Group Totals:		\$0.00	\$0.00	\$0.00	\$0.00	\$10.00				
CAPITAL OUTLAY		\$0.00	\$0.00				\$10.00	0.000	0.000	100.000
1000 0100	Office Totals:	(\$63.66)	(\$3,806.27)	\$35,294.48	\$190,760.02	\$397,178.04				
COUNTY JUDGE		\$0.00	\$0.00	\$35,358.14	\$194,566.29		\$202,611.75	8.902	48.987	51.013
Fund: 1000 COUNTY GENERAL		Office: 0101 COUNTY CLERK								
Group: 01010100 - 01011999 PERSONAL SERVICES										
1000- 01011001	SALARIES	(\$1,250.71)	(\$5,002.84)	\$33,563.41	\$180,885.15	\$378,570.53	\$192,682.54	9.196	49.103	50.897
1000- 01011002	DEPUTY CLERK (PTP (LESS THAN 80 HF	\$0.00	\$0.00	\$1,794.17	\$7,830.00	\$18,578.73	\$10,748.73	7.014	30.611	69.389
1000- 01011003	EXTRA HELP (EARLY VOTE WORKERS)(F	\$0.00	\$0.00	\$1,942.40	\$11,520.37	\$21,000.00	\$9,479.63	9.250	54.859	45.141
1000- 01011005	OVERTIME & OTHER COMP(INCL HOLIDAY	\$0.00	\$0.00	\$124.29	\$698.59	\$10,000.00	\$9,301.41	1.243	6.986	93.014
1000- 01011006	SOCIAL SECURITY MATCH	\$0.00	\$0.00	\$4,248.13	\$14,704.88	\$31,988.42	\$17,283.54	13.062	45.213	54.787
			\$535.50			\$32,523.92	\$17,819.04			

2022 Budget Detail Report

Month: 6

Date Range: 06/01/2022 - 06/30/2022

Fund: 1000 - 6400

Dept: 0001 - 9999

Item: 00 - 9999

Line Item	Description	Month to Date Transfers Appropriations	Year to Date Transfers Appropriations	MTD Expenditures Adj MTD Expend.	YTD Expenditures Adj YTD Expend	Original Budget Adj. Budget	Balance Actual Balance	MTD % Used	YTD % Used	% Left
Fund: 1000 COUNTY GENERAL		Office: 0101 COUNTY CLERK								
Group: 01010100 - 01011999 PERSONAL SERVICES										
1000- 01011007	RETIREMENT MATCH	\$0.00	\$0.00	\$6,970.51	\$29,588.85	\$57,997.01	\$28,408.16	12.019	51.018	48.982
1000- 01011009	HEALTH INSURANCE MATCH	(\$5,141.62)	(\$16,937.50)	\$14.48	\$7,950.80	\$47,202.33	\$22,314.03	10.923	52.727	47.273
1000- 01011010	WORKMEN'S COMPENSATION	\$0.00	\$0.00	\$0.00	\$773.93	\$775.12	\$1.19	0.000	99.846	0.154
1000- 01011011	UNEMPLOYMENT COMPENSATION	\$0.00	\$0.00	\$0.00	\$188.34	\$2,016.00	\$1,827.66	0.000	9.342	90.658
1000- 01011012	OTHER FRINGE BENEFITS(INCL HLTH IN:	\$0.00	\$0.00	\$0.00	\$50.00	\$350.00	\$300.00	0.000	14.286	85.714
1000- 01011017	VACATION-PERSONAL TIME BUYBACK	\$0.00	\$0.00	\$0.00	\$0.00	\$100.00	\$100.00	0.000	0.000	100.000
Group Totals:		(\$6,392.33)	(\$21,940.34)	\$48,657.39	\$254,190.91	\$568,578.14	\$292,446.89			
PERSONAL SERVICES		\$0.00	\$7,535.50	\$55,049.72	\$276,131.25	\$576,113.64	\$299,982.39	9.555	47.930	52.070
Group: 01012000 - 01012999 SUPPLIES										
1000- 01012001	GENERAL SUPPLIES (CONSUMED OR AL	\$0.00	\$0.00	\$0.00	\$0.00	\$10.00	\$10.00	0.000	0.000	100.000
1000- 01012002	SMALL EQUIPMENT	\$0.00	\$0.00	\$0.00	\$660.08	\$4,500.00	\$3,839.92	0.000	14.668	85.332
1000- 01012029	SMALL TOOLS (LESS THAN CAPITALIZAT	\$0.00	\$0.00	\$0.00	\$0.00	\$10.00	\$10.00	0.000	0.000	100.000
Group Totals:		\$0.00	\$0.00	\$0.00	\$660.08	\$4,520.00				
SUPPLIES		\$0.00	\$0.00				\$3,859.92	0.000	14.604	85.396
Group: 01013000 - 01013999 OTHER SERVICES & CHARGES										
1000- 01013001	ACCOUNTING & AUDITING	\$0.00	\$0.00	\$0.00	\$0.00	\$10.00	\$10.00	0.000	0.000	100.000
1000- 01013002	MANAGEMENT CONSULTING	\$0.00	\$0.00	\$0.00	\$0.00	\$10.00	\$10.00	0.000	0.000	100.000
1000- 01013005	SPECIAL LEGAL	\$0.00	\$0.00	\$0.00	\$0.00	\$10.00	\$10.00	0.000	0.000	100.000
1000- 01013009	OTHER PROFESSIONAL SERVICES(COMI	\$0.00	\$0.00	\$0.00	\$737.00	\$2,500.00	\$1,763.00	0.000	29.480	70.520
1000- 01013020	TELEPHONE-PAGER-DSL-CABLE-ISP-TOI	\$0.00	\$0.00	\$196.33	\$1,191.86	\$2,500.00	\$1,308.14	7.853	47.674	52.326
1000- 01013021	POSTAGE	\$0.00	\$0.00	\$0.00	\$0.00	\$10.00	\$10.00	0.000	0.000	100.000
1000- 01013022	CELL PHONES & PAGERS	\$0.00	\$0.00	\$0.00	\$0.00	\$10.00	\$10.00	0.000	0.000	100.000
1000- 01013023	INTERNET CONNECTION	\$0.00	\$0.00	\$0.00	\$0.00	\$10.00	\$10.00	0.000	0.000	100.000
1000- 01013030	TRAVEL	\$0.00	\$0.00	\$0.00	\$0.00	\$10.00	\$10.00	0.000	0.000	100.000
1000- 01013040	ADVERTISING & PUBLICATION	\$0.00	\$232.00	\$1,137.50	\$5,922.70	\$15,000.00	\$9,309.30	7.583	37.938	62.062
1000- 01013052	FIRE AND EXTENDED COVERAGE	\$0.00	\$0.00	\$0.00	\$2,400.77	\$2,500.00	\$99.23	0.000	96.031	3.969

2022 Budget Detail Report

Month: 6

Date Range: 06/01/2022 - 06/30/2022

Fund: 1000 - 6400

Dept: 0001 - 9999

Item: 00 - 9999

Line Item	Description	Month to Date Transfers Appropriations	Year to Date Transfers Appropriations	MTD Expenditures Adj MTD Expend.	YTD Expenditures Adj YTD Expend	Original Budget Adj. Budget	Balance Actual Balance	MTD % Used	YTD % Used	% Left
Fund: 1000 COUNTY GENERAL				Office: 0101		COUNTY CLERK				
Group: 01013000 - 01013999		OTHER SERVICES & CHARGES								
1000- 01013055	GENERAL LIABILITY E.O.	\$0.00	\$0.00	\$0.00	\$1,213.43	\$1,213.43	\$0.00	0.000	100.000	0.000
1000- 01013060	UTILITIES - ELECTRICITY	\$0.00	\$0.00	\$498.16	\$2,086.35	\$4,200.00	\$2,113.65	11.861	49.675	50.325
1000- 01013061	UTILITIES - GAS	\$0.00	\$0.00	\$7.42	\$764.44	\$800.00	\$35.56	0.928	95.555	4.445
1000- 01013073	LEASE MACHINERY & EQUIP(INCL COPY	\$0.00	\$0.00	\$214.83	\$1,333.28	\$3,000.00	\$1,666.72	7.161	44.443	55.557
1000- 01013090	DUES, MEMBERSHIPS, SUB	\$0.00	\$0.00	\$0.00	\$0.00	\$10.00	\$10.00	0.000	0.000	100.000
1000- 01013094	MEALS & LODGING	\$0.00	\$0.00	\$0.00	\$0.00	\$10.00	\$10.00	0.000	0.000	100.000
1000- 01013100	OTHER MISCELLANEOUS	\$0.00	\$0.00	\$0.00	\$0.00	\$10.00	\$10.00	0.000	0.000	100.000
1000- 01013101	TRAINING	\$0.00	\$0.00	\$0.00	\$0.00	\$10.00	\$10.00	0.000	0.000	100.000
1000- 01013102	COMP SOFTWARESUPPORT/MAINT/REC	\$0.00	\$0.00	\$113.40	\$249.48	\$8,000.00	\$7,750.52	1.418	3.119	96.882
Group Totals:		\$0.00	\$232.00	\$2,167.64	\$15,899.31	\$39,823.43				
OTHER SERVICES & CHARGES		\$0.00	\$0.00		\$15,667.31		\$24,156.12	5.443	39.342	60.658
Group: 01014000 - 01014999		CAPITAL OUTLAY								
1000- 01014004	MACHINERY AND EQUIPMENT	\$0.00	\$0.00	\$0.00	\$0.00	\$10.00	\$10.00	0.000	0.000	100.000
Group Totals:		\$0.00	\$0.00	\$0.00	\$0.00	\$10.00				
CAPITAL OUTLAY		\$0.00	\$0.00				\$10.00	0.000	0.000	100.000
1000 0101	Office Totals:	(\$6,392.33)	(\$21,708.34)	\$50,825.03	\$270,750.30	\$612,931.57	\$320,472.93			
COUNTY CLERK		\$0.00	\$7,535.50	\$57,217.36	\$292,458.64	\$620,467.07	\$328,008.43	9.222	47.135	52.865
Fund: 1000 COUNTY GENERAL				Office: 0103		COUNTY TREASURER				
Group: 01030100 - 01031999		PERSONAL SERVICES								
1000- 01031001	SALARIES	(\$625.25)	(\$2,214.79)	\$10,437.16	\$59,205.20	\$122,906.82	\$61,486.83	9.001	49.973	50.027
1000- 01031006	SOCIAL SECURITY MATCH	\$0.00	\$0.00	\$1,026.02	\$4,412.17	\$9,402.37	\$4,990.20	10.912	46.926	53.074
1000- 01031007	RETIREMENT MATCH	\$0.00	\$0.00	\$2,403.84	\$10,413.14	\$18,829.32	\$8,416.18	12.766	55.303	44.697
1000- 01031009	HEALTH INSURANCE MATCH	(\$1,289.40)	(\$4,897.88)	\$3.86	\$2,082.52	\$12,274.09	\$5,293.69	10.537	56.871	43.129
1000- 01031010	WORKMEN'S COMPENSATION	\$0.00	\$0.00	\$0.00	\$239.10	\$239.47	\$0.37	0.000	99.845	0.155
1000- 01031011	UNEMPLOYMENT COMPENSATION	\$0.00	\$0.00	\$0.00	\$27.19	\$576.00	\$548.81	0.000	4.720	95.280
1000- 01031012	OTHER FRINGE BENEFITS(INCL HLTH IN:	\$0.00	\$0.00	\$0.00	\$0.00	\$100.00	\$100.00	0.000	0.000	100.000
1000- 01031017	VACATION-PERSONAL TIME BUYBACK	\$0.00	\$0.00	\$0.00	\$0.00	\$10.00	\$10.00	0.000	0.000	100.000

2022 Budget Detail Report

Month: 6

Date Range: 06/01/2022 - 06/30/2022

Fund: 1000 - 6400

Dept: 0001 - 9999

Item: 00 - 9999

Line Item	Description	Month to Date Transfers Appropriations	Year to Date Transfers Appropriations	MTD Expenditures Adj MTD Expend.	YTD Expenditures Adj YTD Expend	Original Budget Adj. Budget	Balance Actual Balance	MTD % Used	YTD % Used	% Left
Fund: 1000 COUNTY GENERAL		Office: 0103 COUNTY TREASURER								
Group: 01030100 - 01031999 PERSONAL SERVICES										
Group Totals:		(\$1,914.65)	(\$7,112.67)	\$13,870.88	\$76,379.32	\$164,338.07				
PERSONAL SERVICES		\$0.00	\$0.00	\$15,785.53	\$83,491.99		\$80,846.08	9.606	50.805	49.195
Group: 01032000 - 01032999 SUPPLIES										
1000 - 01032001	GENERAL OFFICE SUPPLIES	\$0.00	\$0.00	\$475.57	\$1,148.78	\$4,000.00	\$2,851.22	11.889	28.720	71.281
1000 - 01032002	SMALL EQUIPMENT	\$0.00	\$0.00	\$0.00	\$414.47	\$2,750.00	\$2,335.53	0.000	15.072	84.928
Group Totals:		\$0.00	\$0.00	\$475.57	\$1,563.25	\$6,750.00				
SUPPLIES		\$0.00	\$0.00				\$5,186.75	7.045	23.159	76.841
Group: 01033000 - 01033999 OTHER SERVICES & CHARGES										
1000 - 01033009	OTHER PROFESSIONAL SERVICES(COMI	\$0.00	\$0.00	\$0.00	\$0.00	\$10.00	\$10.00	0.000	0.000	100.000
1000 - 01033020	TELEPHONE-PAGER-DSL-CABLE-ISP-TOI	\$0.00	\$0.00	\$20.21	\$124.47	\$350.00	\$225.53	5.774	35.563	64.437
1000 - 01033021	POSTAGE	\$0.00	\$0.00	\$0.00	\$0.00	\$3,900.00	\$3,900.00	0.000	0.000	100.000
1000 - 01033040	ADVERTISING & PUBLICATIONS	\$0.00	(\$232.00)	\$0.00	\$0.00	\$500.00	\$268.00	0.000	46.400	53.600
1000 - 01033052	FIRE & EXTENDED COVERAGE	\$0.00	\$0.00	\$0.00	\$683.70	\$684.00	\$0.30	0.000	99.956	0.044
1000 - 01033055	GENERAL LIABILITY E.O.	\$0.00	\$0.00	\$0.00	\$455.03	\$455.03	\$0.00	0.000	100.000	0.000
1000 - 01033060	UTILITIES - ELECTRICITY	\$0.00	\$0.00	\$141.98	\$594.64	\$1,000.00	\$405.36	14.198	59.464	40.536
1000 - 01033061	UTILITIES - GAS	\$0.00	\$0.00	\$2.12	\$217.89	\$300.00	\$82.11	0.707	72.630	27.370
1000 - 01033100	OTHER MISCELLANEOUS	\$0.00	\$0.00	\$0.00	\$0.00	\$100.00	\$100.00	0.000	0.000	100.000
1000 - 01033101	TRAINING	\$0.00	\$0.00	\$0.00	\$0.00	\$10.00	\$10.00	0.000	0.000	100.000
1000 - 01033102	COMP SOFTWARESUPPORT/MAINT/REC	\$0.00	\$0.00	\$22.68	\$10,009.71	\$11,000.00	\$990.29	0.206	90.997	9.003
Group Totals:		\$0.00	(\$232.00)	\$186.99	\$12,085.44	\$18,309.03				
OTHER SERVICES & CHARGES		\$0.00	\$0.00		\$12,317.44		\$5,991.59	1.021	67.275	32.725
1000 0103 Office Totals:		(\$1,914.65)	(\$7,344.67)	\$14,533.44	\$90,028.01	\$189,397.10				
COUNTY TREASURER		\$0.00	\$0.00	\$16,448.09	\$97,372.68		\$92,024.42	8.684	51.412	48.588
Fund: 1000 COUNTY GENERAL		Office: 0104 COUNTY COLLECTOR								
Group: 01040100 - 01041999 PERSONAL SERVICES										
1000 - 01041001	SALARIES	(\$414.68)	(\$741.65)	\$18,527.76	\$97,346.56	\$242,292.06	\$144,203.85	7.818	40.483	59.517
1000 - 01041002	DEPUTY CLERK (PT)	\$0.00	\$0.00	\$0.00	\$0.00	\$1,050.80	\$1,050.80	0.000	0.000	100.000
1000 - 01041006	SOCIAL SECURITY MATCH	\$0.00	\$0.00	\$1,832.40	\$7,371.46	\$18,615.73	\$11,244.27	9.843	39.598	60.402

2022 Budget Detail Report

Month: 6

Date Range: 06/01/2022 - 06/30/2022

Fund: 1000 - 6400

Dept: 0001 - 9999

Item: 00 - 9999

Line Item	Description	Month to Date Transfers Appropriations	Year to Date Transfers Appropriations	MTD Expenditures Adj MTD Expend.	YTD Expenditures Adj YTD Expend	Original Budget Adj. Budget	Balance Actual Balance	MTD % Used	YTD % Used	% Left
Fund: 1000 COUNTY GENERAL		Office: 0104 COUNTY COLLECTOR								
Group: 01040100 - 01041999 PERSONAL SERVICES										
1000- 01041007	RETIREMENT MATCH	\$0.00	\$0.00	\$3,999.67	\$16,105.87	\$37,119.14	\$21,013.27	10.775	43.390	56.610
1000- 01041009	HEALTH INSURANCE MATCH	(\$1,848.08)	(\$5,073.84)	\$9.65	\$3,279.80	\$24,535.52	\$16,181.88	7.572	34.047	65.953
1000- 01041010	WORKMEN'S COMPENSATION	\$0.00	\$0.00	\$0.00	\$463.96	\$464.67	\$0.71	0.000	99.847	0.153
1000- 01041011	UNEMPLOYMENT COMPENSATION	\$0.00	\$0.00	\$0.00	\$69.98	\$1,152.00	\$1,082.02	0.000	6.075	93.925
1000- 01041012	OTHER FRINGE BENEFITS(INCL HLTH IN:	\$0.00	\$0.00	\$0.00	\$50.00	\$300.00	\$250.00	0.000	16.667	83.333
1000- 01041017	VACATION-PERSONAL TIME BUYBACK	\$0.00	\$0.00	\$0.00	\$0.00	\$1,000.00	\$1,000.00	0.000	0.000	100.000
Group Totals:		(\$2,262.76)	(\$5,815.49)	\$24,369.48	\$124,687.63	\$326,529.92	\$196,026.80	8.156	39.967	60.033
PERSONAL SERVICES		\$0.00	\$0.00	\$26,632.24	\$130,503.12					
Group: 01042000 - 01042999 SUPPLIES										
1000- 01042001	GENERAL OFFICE SUPPLIES	\$0.00	\$0.00	\$1,113.39	\$1,960.94	\$2,000.00	\$39.06	55.670	98.047	1.953
1000- 01042002	SMALL EQUIPMENT (LESS THAN CAPITAL	\$0.00	\$0.00	\$0.00	\$0.00	\$10.00	\$10.00	0.000	0.000	100.000
1000- 01042007	FUELS, OILS & LUBRICANTS	\$0.00	\$0.00	\$76.32	\$76.32	\$500.00	\$423.68	15.264	15.264	84.736
1000- 01042023	PARTS AND REPAIRS	\$0.00	\$0.00	\$0.00	\$0.00	\$500.00	\$500.00	0.000	0.000	100.000
Group Totals:		\$0.00	\$0.00	\$1,189.71	\$2,037.26	\$3,010.00	\$972.74	39.525	67.683	32.317
SUPPLIES		\$0.00	\$0.00							
Group: 01043000 - 01043999 OTHER SERVICES & CHARGES										
1000- 01043001	ACCOUNTING & AUDITING	\$0.00	\$0.00	\$0.00	\$0.00	\$10.00	\$10.00	0.000	0.000	100.000
1000- 01043002	MANAGEMENT CONSULTING	\$0.00	\$0.00	\$0.00	\$0.00	\$10.00	\$10.00	0.000	0.000	100.000
1000- 01043005	SPECIAL LEGAL (ATTORNEY)	\$0.00	\$0.00	\$0.00	\$0.00	\$1,000.00	\$1,000.00	0.000	0.000	100.000
1000- 01043009	OTHER PROFESSIONAL SERVICES(COMM	\$0.00	\$0.00	\$0.00	\$8.00	\$10.00	\$2.00	0.000	80.000	20.000
1000- 01043020	TELEPHONE--CABLE-ISP-TOWER(LANDL	\$0.00	\$0.00	\$92.97	\$521.39	\$1,500.00	\$978.61	6.198	34.759	65.241
1000- 01043022	CELL PHONES & PAGERS	\$0.00	\$0.00	\$0.00	\$0.00	\$10.00	\$10.00	0.000	0.000	100.000
1000- 01043023	INTERNET CONNECTION	\$0.00	\$0.00	\$0.00	\$0.00	\$1,416.00	\$1,416.00	0.000	0.000	100.000
1000- 01043030	TRAVEL	\$0.00	\$0.00	\$121.68	\$187.20	\$4,850.00	\$4,662.80	2.509	3.860	96.140
1000- 01043040	ADVERTISING & PUBLICATION	\$0.00	\$0.00	\$321.00	\$806.75	\$18,000.00	\$17,193.25	1.783	4.482	95.518
1000- 01043052	FIRE & EXTENDED COVERAGE	\$0.00	\$0.00	\$0.00	\$1,941.39	\$1,942.00	\$0.61	0.000	99.969	0.031

2022 Budget Detail Report

Month: 6

Date Range: 06/01/2022 - 06/30/2022

Fund: 1000 - 6400

Dept: 0001 - 9999

Item: 00 - 9999

Line Item	Description	Month to Date Transfers Appropriations	Year to Date Transfers Appropriations	MTD Expenditures Adj MTD Expend.	YTD Expenditures Adj YTD Expend	Original Budget Adj. Budget	Balance Actual Balance	MTD % Used	YTD % Used	% Left
Fund: 1000 COUNTY GENERAL		Office: 0104 COUNTY COLLECTOR								
Group: 01043000 - 01043999 OTHER SERVICES & CHARGES										
1000 - 01043053	FLEET LIABILITY	\$0.00	\$0.00	\$0.00	\$445.00	\$445.00	\$0.00	0.000	100.000	0.000
1000 - 01043055	GENERAL LIABILITY E.O.	\$0.00	\$0.00	\$0.00	\$1,668.46	\$1,668.46	\$0.00	0.000	100.000	0.000
1000 - 01043060	UTILITIES - ELECTRICITY	\$0.00	\$0.00	\$470.34	\$1,838.93	\$4,700.00	\$2,861.07	10.007	39.126	60.874
1000 - 01043061	UTILITIES - GAS	\$0.00	\$0.00	\$5.79	\$114.99	\$250.00	\$135.01	2.316	45.996	54.004
1000 - 01043073	LEASE MACHINERY & EQUIP(INCL COPY	\$0.00	\$0.00	\$32.55	\$195.30	\$4,000.00	\$3,804.70	0.814	4.883	95.118
1000 - 01043090	DUES, MEMEBERSHIPS, SUB	\$0.00	\$0.00	\$244.40	\$419.40	\$750.00	\$330.60	32.587	55.920	44.080
1000 - 01043094	MEALS & LODGING	\$0.00	\$0.00	\$0.00	\$0.00	\$2,000.00	\$2,000.00	0.000	0.000	100.000
1000 - 01043100	OTHER MISCELLANEOUS	\$0.00	\$0.00	\$0.00	\$49.14	\$10.00	(\$39.14)	0.000	0.000	0.000
1000 - 01043101	TRAINING	\$0.00	\$0.00	\$375.00	\$375.00	\$3,440.00	\$3,065.00	10.901	10.901	89.099
Group Totals:		\$0.00	\$0.00	\$1,663.73	\$8,570.95	\$46,011.46	\$37,440.51	3.616	18.628	81.372
OTHER SERVICES & CHARGES		\$0.00	\$0.00				\$37,440.51	3.616	18.628	81.372
Group: 01044000 - 01044999 CAPITAL OUTLAY										
1000 - 01044004	MACHINERY AND EQUIPMENT	\$0.00	\$0.00	\$60.48	\$60.48	\$10.00	(\$50.48)	0.000	0.000	0.000
Group Totals:		\$0.00	\$0.00	\$60.48	\$60.48	\$10.00	(\$50.48)	604.800	604.800	-504.800
CAPITAL OUTLAY		\$0.00	\$0.00				(\$50.48)	604.800	604.800	-504.800
1000 0104 Office Totals:		(\$2,262.76)	(\$5,815.49)	\$27,283.40	\$135,356.32	\$375,561.38	\$234,389.57	7.867	37.590	62.410
COUNTY COLLECTOR		\$0.00	\$0.00	\$29,546.16	\$141,171.81		\$234,389.57	7.867	37.590	62.410
Fund: 1000 COUNTY GENERAL		Office: 0105 COUNTY ASSESSOR								
Group: 01050100 - 01051999 PERSONAL SERVICES										
1000 - 01051001	SALARIES	(\$2,465.05)	(\$9,337.16)	\$54,531.77	\$307,085.85	\$663,016.49	\$346,593.48	8.597	47.725	52.275
1000 - 01051006	SOCIAL SECURITY MATCH	\$0.00	\$0.00	\$5,356.06	\$22,726.18	\$50,720.76	\$27,994.58	10.560	44.806	55.194
1000 - 01051007	RETIREMENT MATCH	\$0.00	\$0.00	\$11,490.45	\$49,502.98	\$101,574.13	\$52,071.15	11.312	48.736	51.264
1000 - 01051009	HEALTH INSURANCE MATCH	(\$7,280.72)	(\$28,788.02)	\$27.02	\$13,690.02	\$87,260.15	\$44,782.11	8.375	48.680	51.320
1000 - 01051010	WORKMEN'S COMPENSATION	\$0.00	\$0.00	\$0.00	\$2,887.73	\$2,892.17	\$4.44	0.000	99.846	0.154
1000 - 01051011	UNEMPLOYMENT COMPENSATION	\$0.00	\$0.00	\$0.00	\$351.14	\$3,744.00	\$3,392.86	0.000	9.379	90.621
1000 - 01051012	OTHER FRINGE BENEFITS(INCL HLTH IN'	\$0.00	\$0.00	\$0.00	\$100.00	\$700.00	\$600.00	0.000	14.286	85.714
1000 - 01051017	VACATION-PERSONAL TIME BUYBACK	\$0.00	\$0.00	\$0.00	\$422.10	\$10.00	(\$412.10)	0.000	0.000	0.000

2022 Budget Detail Report

Month: 6

Date Range: 06/01/2022 - 06/30/2022

Fund: 1000 - 6400

Dept: 0001 - 9999

Item: 00 - 9999

Line Item	Description	Month to Date Transfers Appropriations	Year to Date Transfers Appropriations	MTD Expenditures Adj MTD Expend.	YTD Expenditures Adj YTD Expend	Original Budget Adj. Budget	Balance Actual Balance	MTD % Used	YTD % Used	% Left
Fund: 1000 COUNTY GENERAL		Office: 0105 COUNTY ASSESSOR								
Group: 01050100 - 01051999 PERSONAL SERVICES										
Group Totals:		(\$9,745.77)	(\$38,125.18)	\$71,405.30	\$396,766.00	\$909,917.70				
PERSONAL SERVICES		\$0.00	\$0.00	\$81,151.07	\$434,891.18		\$475,026.52	8.919	47.795	52.205
Group: 01052000 - 01052999 SUPPLIES										
1000 - 01052001	GENERAL OFFICE SUPPLIES	\$0.00	\$0.00	\$459.52	\$3,378.65	\$5,000.00	\$1,621.35	9.190	67.573	32.427
1000 - 01052002	SMALL EQUIPMENT	\$0.00	\$0.00	\$0.00	\$326.16	\$1,620.00	\$1,293.84	0.000	20.133	79.867
Group Totals:		\$0.00	\$0.00	\$459.52	\$3,704.81	\$6,620.00				
SUPPLIES		\$0.00	\$0.00				\$2,915.19	6.941	55.964	44.036
Group: 01053000 - 01053999 OTHER SERVICES & CHARGES										
1000 - 01053005	SPECIAL LEGAL	\$0.00	\$0.00	\$0.00	\$786.00	\$25,000.00	\$24,214.00	0.000	3.144	96.856
1000 - 01053008	PROPERTY REAPPRAISAL	\$0.00	\$0.00	\$0.00	\$149,893.75	\$390,900.00	\$241,006.25	0.000	38.346	61.654
1000 - 01053009	OTHER PROFESSIONAL SERVICES	\$0.00	\$0.00	\$0.00	\$0.00	\$10.00	\$10.00	0.000	0.000	100.000
1000 - 01053020	TELEPHONE-PAGER-DSL-CABLE-ISP-TOI	\$0.00	\$0.00	\$357.02	\$3,014.78	\$6,000.00	\$2,985.22	5.950	50.246	49.754
1000 - 01053021	POSTAGE	\$0.00	\$0.00	\$2,900.00	\$5,800.00	\$11,600.00	\$5,800.00	25.000	50.000	50.000
1000 - 01053030	TRAVEL	\$0.00	\$0.00	\$0.00	\$138.32	\$500.00	\$361.68	0.000	27.664	72.336
1000 - 01053040	ADVERTISING & PUBLICATION	\$0.00	\$0.00	\$0.00	\$0.00	\$350.00	\$350.00	0.000	0.000	100.000
1000 - 01053052	FIRE & EXTENDED COVERAGE	\$0.00	\$0.00	\$0.00	\$4,140.92	\$4,141.00	\$0.08	0.000	99.998	0.002
1000 - 01053053	FLEET LIABILITY	\$0.00	\$0.00	\$0.00	\$0.00	\$10.00	\$10.00	0.000	0.000	100.000
1000 - 01053055	GENERAL LIABILITY E.O.	\$0.00	\$0.00	\$0.00	\$2,123.49	\$2,123.49	\$0.00	0.000	100.000	0.000
1000 - 01053060	UTILITIES - ELECTRICITY	\$0.00	\$0.00	\$1,011.94	\$3,956.48	\$8,000.00	\$4,043.52	12.649	49.456	50.544
1000 - 01053061	UTILITIES - GAS	\$0.00	\$0.00	\$12.46	\$247.41	\$500.00	\$252.59	2.492	49.482	50.518
1000 - 01053073	LEASE MACHINERY & EQUIP(INCL COPY	\$0.00	\$0.00	\$0.00	\$240.42	\$900.00	\$659.58	0.000	26.713	73.287
1000 - 01053090	DUES MEMBERSHIPS SUB	\$0.00	\$0.00	\$0.00	\$450.00	\$600.00	\$150.00	0.000	75.000	25.000
1000 - 01053094	MEALS & LODGING	\$0.00	\$0.00	\$60.00	\$459.07	\$500.00	\$40.93	12.000	91.814	8.186
1000 - 01053097	REFUNDS	\$0.00	\$0.00	\$0.00	\$0.00	\$375.00	\$375.00	0.000	0.000	100.000
1000 - 01053100	OTHER MISCELLANEOUS	\$0.00	\$0.00	\$0.00	\$37.43	\$500.00	\$462.57	0.000	7.486	92.514
1000 - 01053101	TRAINING & EDUCATION	\$0.00	\$0.00	\$0.00	\$0.00	\$600.00	\$600.00	0.000	0.000	100.000

2022 Budget Detail Report

Month: 6

Date Range: 06/01/2022 - 06/30/2022

Fund: 1000 - 6400

Dept: 0001 - 9999

Item: 00 - 9999

Line Item	Description	Month to Date Transfers Appropriations	Year to Date Transfers Appropriations	MTD Expenditures Adj MTD Expend.	YTD Expenditures Adj YTD Expend	Original Budget Adj. Budget	Balance Actual Balance	MTD % Used	YTD % Used	% Left
Fund: 1000 COUNTY GENERAL		Office: 0105 COUNTY ASSESSOR								
Group: 01053000 - 01053999 OTHER SERVICES & CHARGES										
1000 - 01053102		\$0.00	\$0.00	\$162.54	\$325.08	\$84,450.00				
COMP SOFTWARESUPPORT/MAINT/REC		\$0.00	\$0.00				\$84,124.92	0.192	0.385	99.615
Group Totals:		\$0.00	\$0.00	\$4,503.96	\$171,613.15	\$537,059.49				
OTHER SERVICES & CHARGES		\$0.00	\$0.00				\$365,446.34	0.839	31.954	68.046
Group: 01054000 - 01054999 CAPITAL OUTLAY										
1000 - 01054004		\$0.00	\$0.00	\$0.00	\$0.00	\$10.00				
MACHINERY AND EQUIPMENT		\$0.00	\$0.00				\$10.00	0.000	0.000	100.000
Group Totals:		\$0.00	\$0.00	\$0.00	\$0.00	\$10.00				
CAPITAL OUTLAY		\$0.00	\$0.00				\$10.00	0.000	0.000	100.000
1000 0105 Office Totals:		(\$9,745.77)	(\$38,125.18)	\$76,368.78	\$572,083.96	\$1,453,607.19				
COUNTY ASSESSOR		\$0.00	\$0.00	\$86,114.55	\$610,209.14		\$843,398.05	5.924	41.979	58.021
Fund: 1000 COUNTY GENERAL		Office: 0106 EQUALIZATION BOARD								
Group: 01060100 - 01061999 PERSONAL SERVICES										
1000 - 01061010		\$0.00	\$0.00	\$0.00	\$21.66	\$21.69				
WORKMEN'S COMPENSATION		\$0.00	\$0.00				\$0.03	0.000	99.862	0.138
Group Totals:		\$0.00	\$0.00	\$0.00	\$21.66	\$21.69				
PERSONAL SERVICES		\$0.00	\$0.00				\$0.03	0.000	99.862	0.138
Group: 01062000 - 01062999 SUPPLIES										
1000 - 01062001		\$0.00	\$0.00	\$0.00	\$0.00	\$100.00				
GENERAL OFFICE SUPPLIES		\$0.00	\$0.00				\$100.00	0.000	0.000	100.000
Group Totals:		\$0.00	\$0.00	\$0.00	\$0.00	\$100.00				
SUPPLIES		\$0.00	\$0.00				\$100.00	0.000	0.000	100.000
Group: 01063000 - 01063999 OTHER SERVICES & CHARGES										
1000 - 01063002		\$0.00	\$0.00	\$0.00	\$0.00	\$11,600.00				
MANAGEMENT CONSULTING(\$50 wk day/		\$0.00	\$0.00				\$11,600.00	0.000	0.000	100.000
1000 - 01063005		\$0.00	\$0.00	\$0.00	\$0.00	\$2,000.00				
SPECIAL LEGAL		\$0.00	\$0.00				\$2,000.00	0.000	0.000	100.000
1000 - 01063030		\$0.00	\$0.00	\$0.00	\$0.00	\$300.00				
TRAVEL		\$0.00	\$0.00				\$300.00	0.000	0.000	100.000
1000 - 01063040		\$0.00	\$0.00	\$0.00	\$0.00	\$10.00				
ADVERTISING & PUBLICATION		\$0.00	\$0.00				\$10.00	0.000	0.000	100.000
Group Totals:		\$0.00	\$0.00	\$0.00	\$0.00	\$13,910.00				
OTHER SERVICES & CHARGES		\$0.00	\$0.00				\$13,910.00	0.000	0.000	100.000
1000 0106 Office Totals:		\$0.00	\$0.00	\$0.00	\$21.66	\$14,031.69				
EQUALIZATION BOARD		\$0.00	\$0.00				\$14,010.03	0.000	0.154	99.846
Fund: 1000 COUNTY GENERAL		Office: 0107 QUORUM COURT								
Group: 01070100 - 01071999 PERSONAL SERVICES										
1000 - 01071001		(\$901.78)	(\$3,607.20)	\$11,461.99	\$60,135.70	\$132,714.40				
SALARIES		\$0.00	\$0.00	\$12,363.77	\$63,742.90		\$68,971.50	9.316	48.030	51.970
1000 - 01071006		\$0.00	\$0.00	\$1,460.90	\$4,305.49	\$10,152.65				
SOCIAL SECURITY MATCH		\$0.00	\$0.00				\$5,847.16	14.389	42.408	57.592
1000 - 01071009		(\$4,435.42)	(\$17,741.68)	\$20.49	\$8,993.78	\$60,115.18				
HEALTH INSURANCE MATCH		\$0.00	\$0.00	\$4,455.91	\$26,735.46		\$33,379.72	7.412	44.474	55.526

2022 Budget Detail Report

Month: 6

Date Range: 06/01/2022 - 06/30/2022

Fund: 1000 - 6400

Dept: 0001 - 9999

Item: 00 - 9999

Line Item	Description	Month to Date Transfers Appropriations	Year to Date Transfers Appropriations	MTD Expenditures Adj MTD Expend.	YTD Expenditures Adj YTD Expend	Original Budget Adj. Budget	Balance Actual Balance	MTD % Used	YTD % Used	% Left
Fund: 1000 COUNTY GENERAL		Office: 0107 QUORUM COURT								
Group: 01070100 - 01071999 PERSONAL SERVICES										
1000- 01071010	WORKMEN'S COMPENSATION	\$0.00	\$0.00	\$0.00	\$246.54	\$246.92	\$0.38	0.000	99.846	0.154
		\$0.00	\$0.00							
Group Totals:		(\$5,337.20)	(\$21,348.88)	\$12,943.38	\$73,681.51	\$203,229.15				
PERSONAL SERVICES		\$0.00	\$0.00	\$18,280.58	\$95,030.39		\$108,198.76	8.995	46.760	53.240
Group: 01072000 - 01072999 SUPPLIES										
1000- 01072001	GENERAL OFFICE SUPPLIES	\$0.00	\$0.00	\$0.00	\$0.00	\$100.00	\$100.00	0.000	0.000	100.000
		\$0.00	\$0.00							
1000- 01072002	SMALL EQUIPMENT	\$0.00	\$0.00	\$0.00	\$0.00	\$10.00	\$10.00	0.000	0.000	100.000
		\$0.00	\$0.00							
Group Totals:		\$0.00	\$0.00	\$0.00	\$0.00	\$110.00				
SUPPLIES		\$0.00	\$0.00				\$110.00	0.000	0.000	100.000
Group: 01073000 - 01073999 OTHER SERVICES & CHARGES										
1000- 01073030	TRAVEL	\$0.00	\$0.00	\$0.00	\$138.32	\$1,000.00	\$861.68	0.000	13.832	86.168
		\$0.00	\$0.00							
1000- 01073090	DUES MEMBERSHIPS SUB	\$0.00	\$0.00	\$0.00	\$195.00	\$200.00	\$5.00	0.000	97.500	2.500
		\$0.00	\$0.00							
1000- 01073094	MEALS & LODGING	\$0.00	\$0.00	\$0.00	\$0.00	\$2,000.00	\$2,000.00	0.000	0.000	100.000
		\$0.00	\$0.00							
1000- 01073100	OTHER MISCELLANEOUS	\$0.00	\$0.00	\$0.00	\$0.00	\$200.00	\$200.00	0.000	0.000	100.000
		\$0.00	\$0.00							
1000- 01073101	TRAINING & EDUCATION	\$0.00	\$0.00	\$625.00	\$625.00	\$100.00	(\$525.00)	0.000	0.000	0.000
		\$0.00	\$0.00							
Group Totals:		\$0.00	\$0.00	\$625.00	\$958.32	\$3,500.00				
OTHER SERVICES & CHARGES		\$0.00	\$0.00				\$2,541.68	17.857	27.381	72.619
1000 0107 Office Totals:		(\$5,337.20)	(\$21,348.88)	\$13,568.38	\$74,639.83	\$206,839.15				
QUORUM COURT		\$0.00	\$0.00	\$18,905.58	\$95,988.71		\$110,850.44	9.140	46.407	53.593
Fund: 1000 COUNTY GENERAL		Office: 0108 BUILDING MAINTENANCE								
Group: 01080100 - 01081999 PERSONAL SERVICES										
1000- 01081001	SALARIES	(\$684.62)	(\$2,606.50)	\$31,820.76	\$177,426.39	\$405,491.43	\$225,458.54	8.016	44.399	55.601
		\$0.00	\$0.00	\$32,505.38	\$180,032.89					
1000- 01081002	CUSTODIAN (PT)	\$0.00	\$0.00	\$865.49	\$5,421.00	\$13,000.00	\$7,579.00			
		\$0.00	\$1,400.00			\$14,400.00	\$8,979.00	6.010	37.646	62.354
1000- 01081006	SOCIAL SECURITY MATCH	\$0.00	\$0.00	\$3,077.15	\$13,308.19	\$32,014.59	\$18,706.40			
		\$0.00	\$107.10			\$32,121.69	\$18,813.50	9.580	41.431	58.569
1000- 01081007	RETIREMENT MATCH	\$0.00	\$0.00	\$6,196.23	\$26,934.39	\$62,121.29	\$35,186.90	9.974	43.358	56.642
		\$0.00	\$0.00							
1000- 01081009	HEALTH INSURANCE MATCH	(\$3,045.78)	(\$11,779.90)	\$17.38	\$7,245.62	\$55,430.55	\$36,405.03	5.526	34.323	65.677
		\$0.00	\$0.00	\$3,063.16	\$19,025.52					
1000- 01081010	WORKMEN'S COMPENSATION	\$0.00	\$0.00	\$0.00	\$11,873.79	\$11,892.04	\$18.25	0.000	99.847	0.153
		\$0.00	\$0.00							
1000- 01081011	UNEMPLOYMENT COMPENSATION	\$0.00	\$0.00	\$0.00	\$225.20	\$2,880.00	\$2,654.80	0.000	7.819	92.181
		\$0.00	\$0.00							
1000- 01081012	OTHER FRINGE BENEFITS(INCL HLTH IN:	\$0.00	\$0.00	\$0.00	\$50.00	\$600.00	\$550.00	0.000	8.333	91.667
		\$0.00	\$0.00							

2022 Budget Detail Report

Month: 6

Date Range: 06/01/2022 - 06/30/2022

Fund: 1000 - 6400

Dept: 0001 - 9999

Item: 00 - 9999

Line Item	Description	Month to Date Transfers Appropriations	Year to Date Transfers Appropriations	MTD Expenditures Adj MTD Expend.	YTD Expenditures Adj YTD Expend	Original Budget Adj. Budget	Balance Actual Balance	MTD % Used	YTD % Used	% Left
Fund: 1000 COUNTY GENERAL										
Group: 01080100 - 01081999 PERSONAL SERVICES										
1000 - 01081017		\$0.00	\$0.00	\$0.00	\$164.02	\$1,000.00				
	VACATION-PERSONAL TIME BUYBACK	\$0.00	\$0.00				\$835.98	0.000	16.402	83.598
Group Totals:		(\$3,730.40)	(\$14,386.40)	\$41,977.01	\$242,648.60	\$584,429.90	\$327,394.90			
PERSONAL SERVICES		\$0.00	\$1,507.10	\$45,707.41	\$257,035.00	\$585,937.00	\$328,902.00	7.801	43.867	56.133
Group: 01082000 - 01082999 SUPPLIES										
1000 - 01082001		\$0.00	\$0.00	\$0.00	\$638.58	\$7,000.00				
	GENERAL OFFICE SUPPLIES	\$0.00	\$0.00				\$6,361.42	0.000	9.123	90.877
1000 - 01082002		\$0.00	\$0.00	\$4,145.00	\$4,766.63	\$7,000.00				
	SMALL EQUIPMENT	\$0.00	\$0.00				\$2,233.37	59.214	68.095	31.905
1000 - 01082003		\$0.00	\$0.00	\$1,792.44	\$7,893.77	\$21,000.00				
	JANITORIAL SUPPLIES	\$0.00	\$0.00				\$13,106.23	8.535	37.589	62.411
1000 - 01082006		\$0.00	\$0.00	\$67.80	\$372.21	\$2,000.00				
	CLOTHING AND UNIFORMS	\$0.00	\$0.00				\$1,627.79	3.390	18.611	81.390
1000 - 01082007		\$0.00	\$0.00	\$585.79	\$2,122.73	\$5,000.00				
	FUELS, OILS, & LUBRICANTS	\$0.00	\$0.00				\$2,877.27	11.716	42.455	57.545
1000 - 01082008		\$0.00	\$0.00	\$0.00	\$1,277.80	\$1,000.00				
	TIRES & TUBES	\$0.00	\$0.00				(\$277.80)	0.000	0.000	0.000
1000 - 01082020		\$0.00	\$0.00	\$5,640.97	\$19,575.60	\$50,000.00				
	BUILDING MATERIALS AND SUPPLIES	\$0.00	\$0.00				\$30,424.40	11.282	39.151	60.849
1000 - 01082021		\$0.00	\$0.00	\$134.76	\$134.76	\$10,000.00				
	PAINTS & METALS	\$0.00	\$0.00				\$9,865.24	1.348	1.348	98.652
1000 - 01082022		\$0.00	\$0.00	\$692.05	\$2,572.65	\$10,000.00				
	PLUMBING & ELECTRICAL	\$0.00	\$0.00				\$7,427.35	6.921	25.727	74.274
1000 - 01082023		\$0.00	\$0.00	\$4,176.56	\$20,603.58	\$30,000.00				
	REPAIR PARTS	\$0.00	\$0.00				\$9,396.42	13.922	68.679	31.321
1000 - 01082024		\$0.00	\$0.00	\$1,767.16	\$9,350.10	\$17,000.00				
	MAINTENANCE & SERVICE CONTRACTS	\$0.00	\$0.00				\$7,649.90	10.395	55.001	44.999
1000 - 01082029		\$0.00	\$0.00	\$106.63	\$1,996.33	\$5,000.00				
	SMALL TOOLS (LESS THAN CAPITALIZA	\$0.00	\$0.00				\$3,003.67	2.133	39.927	60.073
1000 - 01082030		\$0.00	\$0.00	\$0.00	\$0.00	\$500.00				
	CONCRETE	\$0.00	\$0.00				\$500.00	0.000	0.000	100.000
Group Totals:		\$0.00	\$0.00	\$19,109.16	\$71,304.74	\$165,500.00				
SUPPLIES		\$0.00	\$0.00				\$94,195.26	11.546	43.084	56.916
Group: 01083000 - 01083999 OTHER SERVICES & CHARGES										
1000 - 01083002		\$0.00	\$0.00	\$0.00	\$0.00	\$10.00				
	MANAGEMENT CONSULTING	\$0.00	\$0.00				\$10.00	0.000	0.000	100.000
1000 - 01083009		\$0.00	\$0.00	\$0.00	\$650.00	\$500.00				
	OTHER PROFESSIONAL SERVICES (COM	\$0.00	\$0.00				(\$150.00)	0.000	0.000	0.000
1000 - 01083020		\$0.00	\$0.00	\$347.15	\$1,997.26	\$3,500.00				
	TELEPHONE & FAX LINE	\$0.00	\$0.00				\$1,502.74	9.919	57.065	42.935
1000 - 01083022		\$0.00	\$0.00	\$114.25	\$571.99	\$2,000.00				
	CELL PHONES & PAGERS	\$0.00	\$0.00				\$1,428.01	5.713	28.600	71.401
1000 - 01083023		\$0.00	\$0.00	\$0.00	\$0.00	\$500.00				
	INTERNET CONNECTION	\$0.00	\$0.00				\$500.00	0.000	0.000	100.000
1000 - 01083030		\$0.00	\$0.00	\$0.00	\$0.00	\$500.00				
	TRAVEL	\$0.00	\$0.00				\$500.00	0.000	0.000	100.000

2022 Budget Detail Report

Month: 6

Date Range: 06/01/2022 - 06/30/2022

Fund: 1000 - 6400

Dept: 0001 - 9999

Item: 00 - 9999

Line Item	Description	Month to Date Transfers Appropriations	Year to Date Transfers Appropriations	MTD Expenditures Adj MTD Expend.	YTD Expenditures Adj YTD Expend	Original Budget Adj. Budget	Balance Actual Balance	MTD % Used	YTD % Used	% Left
Fund: 1000 COUNTY GENERAL										
Group: 01083000 - 01083999 OTHER SERVICES & CHARGES										
1000- 01083040	ADVERTISING & PUBLICATIONS	\$0.00	\$0.00	\$0.00	\$0.00	\$500.00	\$500.00	0.000	0.000	100.000
1000- 01083052	FIRE & EXTENDED COVERAGE	\$0.00	\$0.00	\$0.00	\$6,354.50	\$6,089.00	(\$265.50)	0.000	0.000	0.000
1000- 01083053	FLEET LIABILITY	\$0.00	\$0.00	\$0.00	\$2,210.00	\$2,000.00	(\$210.00)	0.000	0.000	0.000
1000- 01083054	OTHER SUNDRY INSURANCE	\$0.00	\$0.00	\$0.00	\$0.00	\$10.00	\$10.00	0.000	0.000	100.000
1000- 01083055	GENERAL LIABILITY E.O.	\$0.00	\$0.00	\$0.00	\$1,668.46	\$1,668.46	\$0.00	0.000	100.000	0.000
1000- 01083060	UTILITIES-ELECTRICTY	\$0.00	\$0.00	\$644.31	\$2,901.48	\$7,500.00	\$4,598.52	8.591	38.686	61.314
1000- 01083061	UTILITIES-GAS	\$0.00	\$0.00	\$35.62	\$1,624.36	\$3,000.00	\$1,375.64	1.187	54.145	45.855
1000- 01083073	LEASE MACHINERY & EQUIP(INCL COPY	\$0.00	\$0.00	\$46.19	\$95.02	\$1,000.00	\$904.98	4.619	9.502	90.498
1000- 01083094	MEALS & LODGING	\$0.00	\$0.00	\$0.00	\$0.00	\$500.00	\$500.00	0.000	0.000	100.000
1000- 01083100	OTHER MISCELLANEOUS	\$0.00	\$0.00	\$239.44	\$587.56	\$2,000.00	\$1,412.44	11.972	29.378	70.622
1000- 01083101	TRAINING & EDUCATION	\$0.00	\$0.00	\$0.00	\$0.00	\$500.00	\$500.00	0.000	0.000	100.000
1000- 01083102	COMP SOFTWARE, SUPPORT, MAINT RE	\$0.00	\$0.00	\$0.00	\$0.00	\$10.00	\$10.00	0.000	0.000	100.000
Group Totals:		\$0.00	\$0.00	\$1,426.96	\$18,660.63	\$31,787.46	\$13,126.83	4.489	58.704	41.296
OTHER SERVICES & CHARGES		\$0.00	\$0.00				\$13,126.83	4.489	58.704	41.296
Group: 01084000 - 01084999 CAPITAL OUTLAY										
1000- 01084002	BUILDINGS AND IMPROVEMENTS	\$0.00	\$0.00	\$0.00	\$0.00	\$38,000.00	\$38,000.00	0.000	0.000	100.000
1000- 01084003	IMPROVEMENTS OTHER THAN BUILDING	\$0.00	\$0.00	\$0.00	\$0.00	\$15,000.00	\$15,000.00	0.000	0.000	100.000
1000- 01084004	MACHINERY AND EQUIPMENT	\$0.00	\$0.00	\$0.00	\$4,068.75	\$10,000.00	\$5,931.25	0.000	40.688	59.313
1000- 01084005	VEHICLES	\$0.00	\$0.00	\$0.00	\$26,710.00	\$19,000.00	(\$7,710.00)	0.000	0.000	0.000
Group Totals:		\$0.00	\$0.00	\$0.00	\$30,778.75	\$82,000.00	\$51,221.25	0.000	37.535	62.465
CAPITAL OUTLAY		\$0.00	\$0.00				\$51,221.25	0.000	37.535	62.465
1000 0108	Office Totals:	(\$3,730.40)	(\$14,386.40)	\$62,513.13	\$363,392.72	\$863,717.36	\$485,938.24			
BUILDING MAINTENANCE		\$0.00	\$1,507.10	\$66,243.53	\$377,779.12	\$865,224.46	\$487,445.34	7.656	43.663	56.337
Fund: 1000 COUNTY GENERAL										
Group: 01090100 - 01091999 PERSONAL SERVICES										
1000- 01091001	SALARIES	(\$62.82)	(\$251.28)	\$4,201.71	\$23,399.67	\$46,350.00	\$22,699.05	9.201	51.027	48.973
1000- 01091002	DEPUTY CLERK (PT) LESS 80 HRS MNTH	\$0.00	\$0.00	\$0.00	\$0.00	\$0.00	\$0.00	0.000	0.000	100.000
		\$0.00	\$5,000.00			\$5,000.00	\$5,000.00			

2022 Budget Detail Report

Month: 6

Date Range: 06/01/2022 - 06/30/2022

Fund: 1000 - 6400

Dept: 0001 - 9999

Item: 00 - 9999

Line Item	Description	Month to Date Transfers Appropriations	Year to Date Transfers Appropriations	MTD Expenditures Adj MTD Expend.	YTD Expenditures Adj YTD Expend	Original Budget Adj. Budget	Balance Actual Balance	MTD % Used	YTD % Used	% Left
Fund: 1000 COUNTY GENERAL		Office: 0109 COUNTY ELECTION COMMISSION								
Group: 01090100 - 01091999 PERSONAL SERVICES										
1000- 01091003		\$0.00	\$0.00	\$14,400.39	\$33,284.48	\$75,000.00				
	EXTRA HELP (EARLY VOTE POLL WORK	\$0.00	\$0.00				\$41,715.52	19.201	44.379	55.621
1000- 01091006		\$0.00	\$0.00	\$2,753.83	\$4,280.71	\$9,283.28	\$5,002.57			
	SOCIAL SECURITY MATCH	\$0.00	\$382.50			\$9,665.78	\$5,385.07	28.491	44.287	55.713
1000- 01091007		\$0.00	\$0.00	\$819.18	\$3,549.78	\$7,100.82				
	RETIREMENT MATCH	\$0.00	\$0.00				\$3,551.04	11.536	49.991	50.009
1000- 01091009		(\$403.22)	(\$1,612.88)	\$1.93	\$818.02	\$4,907.16				
	HEALTH INSURANCE MATCH	\$0.00	\$0.00	\$405.15	\$2,430.90		\$2,476.26	8.256	49.538	50.462
1000- 01091010		\$0.00	\$0.00	\$0.00	\$97.74	\$97.89				
	WORKMEN'S COMPENSATION	\$0.00	\$0.00				\$0.15	0.000	99.847	0.153
1000- 01091011		\$0.00	\$0.00	\$0.00	\$31.52	\$288.00				
	UNEMPLOYMENT COMPENSATION	\$0.00	\$0.00				\$256.48	0.000	10.944	89.056
1000- 01091012		\$0.00	\$0.00	\$0.00	\$50.00	\$50.00				
	OTHER FRINGE BENEFITS(INCL WELLNE	\$0.00	\$0.00				\$0.00	0.000	100.000	0.000
1000- 01091017		\$0.00	\$0.00	\$0.00	\$0.00	\$500.00				
	VACATION PERSONAL TIME BUYBACK	\$0.00	\$0.00				\$500.00	0.000	0.000	100.000
Group Totals:		(\$466.04)	(\$1,864.16)	\$22,177.04	\$65,511.92	\$143,577.15	\$76,201.07			
PERSONAL SERVICES		\$0.00	\$5,382.50	\$22,643.08	\$67,376.08	\$148,959.65	\$81,583.57	15.201	45.231	54.769
Group: 01092000 - 01092999 SUPPLIES										
1000- 01092001		\$0.00	\$0.00	\$1,886.61	\$6,048.25	\$8,000.00				
	GENERAL OFFICE SUPPLIES	\$0.00	\$0.00				\$1,951.75	23.583	75.603	24.397
1000- 01092002		\$0.00	\$0.00	\$32.46	\$1,050.76	\$5,000.00				
	SMALL EQUIPMENT	\$0.00	\$0.00				\$3,949.24	0.649	21.015	78.985
Group Totals:		\$0.00	\$0.00	\$1,919.07	\$7,099.01	\$13,000.00				
SUPPLIES		\$0.00	\$0.00				\$5,900.99	14.762	54.608	45.392
Group: 01093000 - 01093999 OTHER SERVICES & CHARGES										
1000- 01093009		\$0.00	\$0.00	\$3,084.95	\$3,364.20	\$2,500.00				
	OTHER PROFESSIONAL SERVICES	\$0.00	\$0.00				(\$864.20)	0.000	0.000	0.000
1000- 01093020		\$0.00	\$0.00	\$208.40	\$1,039.14	\$6,000.00				
	TELEPHONE & FAX -LANDLINE	\$0.00	\$0.00				\$4,960.86	3.473	17.319	82.681
1000- 01093021		\$0.00	\$0.00	\$36.40	\$45.85	\$2,000.00				
	POSTAGE	\$0.00	\$0.00				\$1,954.15	1.820	2.293	97.708
1000- 01093023		\$0.00	\$0.00	\$618.45	\$990.00	\$3,800.00				
	INTERNET CONNECTION	\$0.00	\$0.00				\$2,810.00	16.275	26.053	73.947
1000- 01093030		\$0.00	\$0.00	\$587.84	\$699.56	\$2,000.00				
	TRAVEL	\$0.00	\$0.00				\$1,300.44	29.392	34.978	65.022
1000- 01093040		\$0.00	\$0.00	\$553.35	\$587.80	\$20,000.00				
	ADVERTISING & PUBLICATION	\$0.00	\$0.00				\$19,412.20	2.767	2.939	97.061
1000- 01093052		\$0.00	\$0.00	\$0.00	\$3,937.50	\$3,938.00				
	FIRE & EXTENDED COVERAGE	\$0.00	\$0.00				\$0.50	0.000	99.987	0.013
1000- 01093055		\$0.00	\$0.00	\$0.00	\$1,500.00	\$1,500.00				
	GENERAL LIABILITY E.O.	\$0.00	\$0.00				\$0.00	0.000	100.000	0.000
1000- 01093060		\$0.00	\$0.00	\$701.58	\$2,995.70	\$6,000.00				
	UTILITIES - ELECTRICITY	\$0.00	\$0.00				\$3,004.30	11.693	49.928	50.072
1000- 01093094		\$0.00	\$0.00	\$0.00	\$0.00	\$10.00				
	MEALS & LODGING	\$0.00	\$0.00				\$10.00	0.000	0.000	100.000

Line Item	Description	Month to Date Transfers Appropriations	Year to Date Transfers Appropriations	MTD Expenditures Adj MTD Expend.	YTD Expenditures Adj YTD Expend	Original Budget Adj. Budget	Balance Actual Balance	MTD % Used	YTD % Used	% Left
Fund: 1000 COUNTY GENERAL		Office: 0109 COUNTY ELECTION COMMISSION								
Group: 01093000 - 01093999		OTHER SERVICES & CHARGES								
1000- 01093100	OTHER MISCELLANEOUS	\$0.00	\$0.00	\$1,128.40	\$1,336.54	\$4,000.00	\$2,663.46	28.210	33.414	66.587
1000- 01093101	TRAINING & EDUCATION	\$0.00	\$0.00	\$0.00	\$0.00	\$6,000.00	\$6,000.00	0.000	0.000	100.000
1000- 01093102	COMP SOFTWARESUPPORT/MAINT/REC	\$0.00	\$0.00	\$21,323.77	\$36,926.44	\$40,000.00	\$3,073.56	53.309	92.316	7.684
Group Totals:		\$0.00	\$0.00	\$28,243.14	\$53,422.73	\$97,748.00	\$44,325.27	28.894	54.654	45.346
OTHER SERVICES & CHARGES		\$0.00	\$0.00							
Group: 01094000 - 01094999		CAPITAL OUTLAY								
1000- 01094004	MACHINERY AND EQUIPMENT	\$0.00	\$0.00	\$0.00	\$0.00	\$3,000.00	\$3,000.00	0.000	0.000	100.000
Group Totals:		\$0.00	\$0.00	\$0.00	\$0.00	\$3,000.00	\$3,000.00	0.000	0.000	100.000
CAPITAL OUTLAY		\$0.00	\$0.00							
1000 0109	Office Totals:	(\$466.04)	(\$1,864.16)	\$52,339.25	\$126,033.66	\$257,325.15	\$129,427.33			
COUNTY ELECTION COMMISSION		\$0.00	\$5,382.50	\$52,805.29	\$127,897.82	\$262,707.65	\$134,809.83	20.100	48.684	51.316
Fund: 1000 COUNTY GENERAL		Office: 0110 COUNTY PLANNING BOARD (MAPC)								
Group: 01103000 - 01103999		OTHER SERVICES & CHARGES								
1000- 01103004	ENGINEERING AND ARCHITECTURAL	\$0.00	\$0.00	\$0.00	\$5,601.44	\$15,000.00	\$9,398.56	0.000	37.343	62.657
Group Totals:		\$0.00	\$0.00	\$0.00	\$5,601.44	\$15,000.00	\$9,398.56	0.000	37.343	62.657
OTHER SERVICES & CHARGES		\$0.00	\$0.00							
1000 0110	Office Totals:	\$0.00	\$0.00	\$0.00	\$5,601.44	\$15,000.00	\$9,398.56	0.000	37.343	62.657
COUNTY PLANNING BOARD (MAPC)		\$0.00	\$0.00							
Fund: 1000 COUNTY GENERAL		Office: 0114 COMPUTER SERVICES								
Group: 01140100 - 01141999		PERSONAL SERVICES								
1000- 01141001	SALARIES	(\$53.82)	(\$215.28)	\$9,688.75	\$56,183.15	\$112,434.80	\$56,036.37	8.665	50.161	49.839
1000- 01141006	SOCIAL SECURITY MATCH	\$0.00	\$0.00	\$970.03	\$4,180.61	\$8,601.26	\$4,420.65	11.278	48.605	51.395
1000- 01141007	RETIREMENT MATCH	\$0.00	\$0.00	\$1,987.32	\$8,640.28	\$17,225.01	\$8,584.73	11.537	50.161	49.839
1000- 01141009	HEALTH INSURANCE MATCH	(\$806.44)	(\$3,225.76)	\$3.86	\$1,636.04	\$9,814.21	\$4,952.41	8.256	49.538	50.462
1000- 01141010	WORKMEN'S COMPENSATION	\$0.00	\$0.00	\$0.00	\$209.93	\$210.25	\$0.32	0.000	99.848	0.152
1000- 01141011	UNEMPLOYMENT COMPENSATION	\$0.00	\$0.00	\$0.00	\$60.00	\$576.00	\$516.00	0.000	10.417	89.583
1000- 01141012	OTHER FRINGE BENEFITS(INCL HLTH IN:	\$0.00	\$0.00	\$0.00	\$0.00	\$100.00	\$100.00	0.000	0.000	100.000
1000- 01141017	VACATION-PERSONAL TIME BUYBACK	\$0.00	\$0.00	\$0.00	\$0.00	\$500.00	\$500.00	0.000	0.000	100.000
Group Totals:		(\$860.26)	(\$3,441.04)	\$12,649.96	\$70,910.01	\$149,461.53	\$75,110.48	9.039	49.746	50.254
PERSONAL SERVICES		\$0.00	\$0.00	\$13,510.22	\$74,351.05					
Group: 01142000 - 01142999		SUPPLIES								

2022 Budget Detail Report

Month: 6

Date Range: 06/01/2022 - 06/30/2022

Fund: 1000 - 6400

Dept: 0001 - 9999

Item: 00 - 9999

Line Item	Description	Month to Date Transfers Appropriations	Year to Date Transfers Appropriations	MTD Expenditures Adj MTD Expend.	YTD Expenditures Adj YTD Expend	Original Budget Adj. Budget	Balance Actual Balance	MTD % Used	YTD % Used	% Left
Fund: 1000 COUNTY GENERAL										
Group: 01142000 - 01142999 SUPPLIES										
1000 - 01142001	GENERAL OFFICE SUPPLIES	\$0.00	\$0.00	\$202.97	\$1,248.81	\$10,000.00	\$8,751.19	2.030	12.488	87.512
1000 - 01142002	SMALL EQUIPMENT	\$0.00	\$0.00	\$709.32	\$73,110.33	\$105,000.00	\$31,889.67	0.676	69.629	30.371
1000 - 01142029	SMALL TOOLS(LESS THAN CAPITALIZATI	\$0.00	\$0.00	\$0.00	\$989.18	\$1,000.00	\$10.82	0.000	98.918	1.082
	Group Totals:	\$0.00	\$0.00	\$912.29	\$75,348.32	\$116,000.00	\$40,651.68	0.786	64.955	35.045
SUPPLIES		\$0.00	\$0.00				\$40,651.68	0.786	64.955	35.045
Group: 01143000 - 01143999 OTHER SERVICES & CHARGES										
1000 - 01143009	OTHER PROFESSIONAL SERVICES	\$0.00	\$0.00	\$5,902.13	\$22,639.63	\$50,000.00	\$27,360.37	11.804	45.279	54.721
1000 - 01143020	TELEPHONE&FAX-LANDLINE	\$0.00	\$0.00	\$30.31	\$156.54	\$500.00	\$343.46	6.062	31.308	68.692
1000 - 01143021	POSTAGE	\$0.00	\$0.00	\$0.00	\$0.00	\$150.00	\$150.00	0.000	0.000	100.000
1000 - 01143022	CELL PHONES & PAGERS	\$0.00	\$0.00	\$102.12	\$510.72	\$750.00	\$239.28	13.616	68.096	31.904
1000 - 01143023	INTERNET CONNECTION	\$0.00	\$0.00	\$0.00	\$18,839.40	\$20,000.00	\$1,160.60	0.000	94.197	5.803
1000 - 01143030	TRAVEL	\$0.00	\$0.00	\$113.88	\$343.26	\$1,500.00	\$1,156.74	7.592	22.884	77.116
1000 - 01143040	ADVERTISING & PUBLICATIONS	\$0.00	\$0.00	\$0.00	\$76.05	\$10.00	(\$66.05)	0.000	0.000	0.000
1000 - 01143052	FIRE & EXTENDED COVERAGE	\$0.00	\$0.00	\$0.00	\$968.01	\$969.00	\$0.99	0.000	99.898	0.102
1000 - 01143055	GENERAL LIABILITY E.O.	\$0.00	\$0.00	\$0.00	\$303.36	\$303.36	\$0.00	0.000	100.000	0.000
1000 - 01143060	UTILITIES - ELECTRICITY	\$0.00	\$0.00	\$235.17	\$949.63	\$2,500.00	\$1,550.37	9.407	37.985	62.015
1000 - 01143061	UTILITIES - GAS	\$0.00	\$0.00	\$2.90	\$57.51	\$200.00	\$142.49	1.450	28.755	71.245
1000 - 01143090	DUES MEMBERSHIPS SUB	\$0.00	\$0.00	\$0.00	\$0.00	\$250.00	\$250.00	0.000	0.000	100.000
1000 - 01143094	MEALS & LODGING	\$0.00	\$0.00	\$0.00	\$0.00	\$1,500.00	\$1,500.00	0.000	0.000	100.000
1000 - 01143100	OTHER MISCELLANEOUS	\$0.00	\$0.00	\$186.52	\$1,037.96	\$10.00	(\$1,027.96)	0.000	0.000	0.000
1000 - 01143101	TRAINING & EDUCATION	\$0.00	\$0.00	\$0.00	\$0.00	\$5,000.00	\$5,000.00	0.000	0.000	100.000
1000 - 01143102	COMP SOFTWARESUPPORT/MAINT/REC	\$0.00	\$0.00	\$1,128.71	\$59,767.39	\$75,000.00	\$15,232.61	1.505	79.690	20.310
	Group Totals:	\$0.00	\$0.00	\$7,701.74	\$105,649.46	\$158,642.36	\$52,992.90	4.855	66.596	33.404
OTHER SERVICES & CHARGES		\$0.00	\$0.00				\$52,992.90	4.855	66.596	33.404
Group: 01144000 - 01144999 CAPITAL OUTLAY										
1000 - 01144004	MACHINERY AND EQUIPMENT	\$0.00	\$0.00	\$0.00	\$0.00	\$5,000.00	\$5,000.00	0.000	0.000	100.000

Line Item	Description	Month to Date Transfers Appropriations	Year to Date Transfers Appropriations	MTD Expenditures Adj MTD Expend.	YTD Expenditures Adj YTD Expend	Origional Budget Adj. Budget	Balance Actual Balance	MTD % Used	YTD % Used	% Left
Fund: 1000 COUNTY GENERAL		Office: 0114 COMPUTER SERVICES								
Group: 01144000 - 01144999 CAPITAL OUTLAY										
CAPITAL OUTLAY										
Group Totals:		\$0.00	\$0.00	\$0.00	\$0.00	\$5,000.00				
CAPITAL OUTLAY		\$0.00	\$0.00				\$5,000.00	0.000	0.000	100.000
1000 0114	Office Totals:	(\$860.26)	(\$3,441.04)	\$21,263.99	\$251,907.79	\$429,103.89				
COMPUTER SERVICES		\$0.00	\$0.00	\$22,124.25	\$255,348.83		\$173,755.06	5.156	59.507	40.493
Fund: 1000 COUNTY GENERAL		Office: 0117 LAKE CITY CLERK								
Group: 01173000 - 01173999 OTHER SERVICES & CHARGES										
1000- 01173020 TELEPHONE & FAX-LANDLINE		\$0.00	\$0.00	\$188.70	\$1,706.27	\$8,000.00	\$6,293.73	2.359	21.328	78.672
1000- 01173052 FIRE & EXTENDED COVERAGE		\$0.00	\$0.00	\$0.00	\$1,675.60	\$1,676.00	\$0.40	0.000	99.976	0.024
1000- 01173060 UTILITIES - ELECTRICITY		\$0.00	\$0.00	\$412.20	\$1,378.45	\$3,500.00	\$2,121.55	11.777	39.384	60.616
1000- 01173061 UTILITIES - GAS		\$0.00	\$0.00	\$40.12	\$1,103.91	\$1,000.00	(\$103.91)	4.012	0.000	0.000
1000- 01173062 UTILITIES WATER		\$0.00	\$0.00	\$65.24	\$296.97	\$650.00	\$353.03	10.037	45.688	54.312
1000- 01173063 WASTE DISPOSAL		\$0.00	\$0.00	\$0.00	\$0.00	\$75.00	\$75.00	0.000	0.000	100.000
1000- 01173100 OTHER MISCELLANEOUS		\$0.00	\$0.00	\$0.00	\$0.00	\$10.00	\$10.00	0.000	0.000	100.000
Group Totals:		\$0.00	\$0.00	\$706.26	\$6,161.20	\$14,911.00				
OTHER SERVICES & CHARGES		\$0.00	\$0.00				\$8,749.80	4.737	41.320	58.680
1000 0117	Office Totals:	\$0.00	\$0.00	\$706.26	\$6,161.20	\$14,911.00				
LAKE CITY CLERK		\$0.00	\$0.00				\$8,749.80	4.737	41.320	58.680
Fund: 1000 COUNTY GENERAL		Office: 0118 SOIL CONSERVATION DISTRICT								
Group: 01183000 - 01183999 OTHER SERVICES & CHARGES										
1000- 01183009 OTHER PROFESSIONAL SERVICES		\$0.00	\$0.00	\$0.00	\$6,000.00	\$6,000.00	\$0.00	0.000	100.000	0.000
Group Totals:		\$0.00	\$0.00	\$0.00	\$6,000.00	\$6,000.00				
OTHER SERVICES & CHARGES		\$0.00	\$0.00				\$0.00	0.000	100.000	0.000
1000 0118	Office Totals:	\$0.00	\$0.00	\$0.00	\$6,000.00	\$6,000.00				
SOIL CONSERVATION DISTRICT		\$0.00	\$0.00				\$0.00	0.000	100.000	0.000
Fund: 1000 COUNTY GENERAL		Office: 0119 CROWLEY'S RIDGE DEV COUNCIL								
Group: 01193000 - 01193999 OTHER SERVICES & CHARGES										
1000- 01193009 OTHER PROFESSIONAL SERVICES		\$0.00	\$0.00	\$0.00	\$0.00	\$5,000.00	\$5,000.00	0.000	0.000	100.000
Group Totals:		\$0.00	\$0.00	\$0.00	\$0.00	\$5,000.00				
OTHER SERVICES & CHARGES		\$0.00	\$0.00				\$5,000.00	0.000	0.000	100.000
1000 0119	Office Totals:	\$0.00	\$0.00	\$0.00	\$0.00	\$5,000.00				
CROWLEY'S RIDGE DEV COUNCIL		\$0.00	\$0.00				\$5,000.00	0.000	0.000	100.000
Fund: 1000 COUNTY GENERAL		Office: 0120 ECONOMIC DEVELOPMENT								
Group: 01203000 - 01203999 OTHER SERVICES & CHARGES										

Line Item	Description	Month to Date Transfers Appropriations	Year to Date Transfers Appropriations	MTD Expenditures Adj MTD Expend.	YTD Expenditures Adj YTD Expend	Original Budget Adj. Budget	Balance Actual Balance	MTD % Used	YTD % Used	% Left
Fund: 1000 COUNTY GENERAL Office: 0120 ECONOMIC DEVELOPMENT										
Group: 01203000 - 01203999 OTHER SERVICES & CHARGES										
1000- 01203009	OTHER PROFESSIONAL SERVICES	\$0.00	\$0.00	\$0.00	\$0.00	\$143,250.00	\$143,250.00	0.000	0.000	100.000
Group Totals:		\$0.00	\$0.00	\$0.00	\$0.00	\$143,250.00				
OTHER SERVICES & CHARGES		\$0.00	\$0.00				\$143,250.00	0.000	0.000	100.000
1000 0120	Office Totals:	\$0.00	\$0.00	\$0.00	\$0.00	\$143,250.00				
ECONOMIC DEVELOPMENT		\$0.00	\$0.00				\$143,250.00	0.000	0.000	100.000
Fund: 1000 COUNTY GENERAL Office: 0124 ASSOCIATION OF AR COUNTIES										
Group: 01243000 - 01243999 OTHER SERVICES & CHARGES										
1000- 01243090	DUES MEMBERSHIPS SUB	\$0.00	\$0.00	\$0.00	\$4,122.00	\$4,122.00				
Group Totals:		\$0.00	\$0.00	\$0.00	\$4,122.00	\$4,122.00	\$0.00	0.000	100.000	0.000
OTHER SERVICES & CHARGES		\$0.00	\$0.00				\$0.00	0.000	100.000	0.000
1000 0124	Office Totals:	\$0.00	\$0.00	\$0.00	\$4,122.00	\$4,122.00				
ASSOCIATION OF AR COUNTIES		\$0.00	\$0.00				\$0.00	0.000	100.000	0.000
Fund: 1000 COUNTY GENERAL Office: 0125 INTERFUND TRANSFERS FUND EXPENSE										
Group: 01259990 - 01259999 TRANSFERS										
1000- 01259999	INTERFUND TRANSFERS	\$0.00	\$0.00	\$0.00	\$0.00	\$0.00	\$0.00	0.000	0.000	100.000
Group Totals:		\$0.00	\$0.00	\$0.00	\$0.00	\$0.00	\$0.00	0.000	0.000	100.000
TRANSFERS		\$0.00	\$0.00				\$0.00	0.000	0.000	100.000
1000 0125	Office Totals:	\$0.00	\$0.00	\$0.00	\$0.00	\$0.00				
INTERFUND TRANSFERS FUND EXPI		\$0.00	\$0.00				\$0.00	0.000	0.000	100.000
Fund: 1000 COUNTY GENERAL Office: 0126 E ARK PLANNING & DEVELOP DIST										
Group: 01263000 - 01263999 OTHER SERVICES & CHARGES										
1000- 01263004	ENGINEERING AND ARCHITECTURAL	\$0.00	\$0.00	\$0.00	\$11,123.10	\$11,123.10	\$0.00	0.000	100.000	0.000
Group Totals:		\$0.00	\$0.00	\$0.00	\$11,123.10	\$11,123.10	\$0.00	0.000	100.000	0.000
OTHER SERVICES & CHARGES		\$0.00	\$0.00				\$0.00	0.000	100.000	0.000
1000 0126	Office Totals:	\$0.00	\$0.00	\$0.00	\$11,123.10	\$11,123.10				
E ARK PLANNING & DEVELOP DIST		\$0.00	\$0.00				\$0.00	0.000	100.000	0.000
Fund: 1000 COUNTY GENERAL Office: 0127 COBRA & RETIREE HEALTH INSURANCE										
Group: 01273000 - 01273999 OTHER SERVICES & CHARGES										
1000- 01273054	OTHER SUNDRY INSURANCE	\$0.00	\$6,275.76	\$341.75	\$10,158.51	\$55,000.00	\$51,117.25	0.621	7.060	92.940
Group Totals:		\$0.00	\$6,275.76	\$341.75	\$10,158.51	\$55,000.00				
OTHER SERVICES & CHARGES		\$0.00	\$0.00		\$3,882.75		\$51,117.25	0.621	7.060	92.940
1000 0127	Office Totals:	\$0.00	\$6,275.76	\$341.75	\$10,158.51	\$55,000.00				
COBRA & RETIREE HEALTH INSURA		\$0.00	\$0.00		\$3,882.75		\$51,117.25	0.621	7.060	92.940
Fund: 1000 COUNTY GENERAL Office: 0300 COUNTY HEALTH UNIT										
Group: 03003000 - 03003999 OTHER SERVICES & CHARGES										

2022 Budget Detail Report

Month: 6

Date Range: 06/01/2022 - 06/30/2022

Fund: 1000 - 6400

Dept: 0001 - 9999

Item: 00 - 9999

Line Item	Description	Month to Date Transfers Appropriations	Year to Date Transfers Appropriations	MTD Expenditures Adj MTD Expend.	YTD Expenditures Adj YTD Expend	Original Budget Adj. Budget	Balance Actual Balance	MTD % Used	YTD % Used	% Left
Fund: 1000 COUNTY GENERAL		Office: 0300 COUNTY HEALTH UNIT								
Group: 03003000 - 03003999 OTHER SERVICES & CHARGES										
1000 - 03003020	TELEPHONE & FAX- LANDLINE	\$0.00	\$0.00	\$70.73	\$435.63	\$1,400.00	\$964.37	5.052	31.116	68.884
1000 - 03003052	FIRE & EXTENDED COVERAGE	\$0.00	\$0.00	\$0.00	\$6,874.34	\$7,330.00	\$455.66	0.000	93.784	6.216
1000 - 03003060	UTILITIES - ELECTRICITY	\$0.00	\$0.00	\$1,741.51	\$7,477.23	\$20,280.00	\$12,802.77	8.587	36.870	63.130
1000 - 03003100	OTHER MISCELLANEOUS	\$0.00	\$0.00	\$300.00	\$1,800.00	\$3,600.00	\$1,800.00	8.333	50.000	50.000
Group Totals:		\$0.00	\$0.00	\$2,112.24	\$16,587.20	\$32,610.00	\$16,022.80	6.477	50.865	49.135
OTHER SERVICES & CHARGES		\$0.00	\$0.00				\$16,022.80	6.477	50.865	49.135
1000 0300 Office Totals:		\$0.00	\$0.00	\$2,112.24	\$16,587.20	\$32,610.00	\$16,022.80	6.477	50.865	49.135
COUNTY HEALTH UNIT		\$0.00	\$0.00				\$16,022.80	6.477	50.865	49.135
Fund: 1000 COUNTY GENERAL		Office: 0307 AMERICAN RED CROSS								
Group: 03073000 - 03073999 OTHER SERVICES & CHARGES										
1000 - 03073009	OTHER PROFESSIONAL SERVICES	\$0.00	\$0.00	\$0.00	\$2,000.00	\$2,000.00	\$0.00	0.000	100.000	0.000
Group Totals:		\$0.00	\$0.00	\$0.00	\$2,000.00	\$2,000.00	\$0.00	0.000	100.000	0.000
OTHER SERVICES & CHARGES		\$0.00	\$0.00				\$0.00	0.000	100.000	0.000
1000 0307 Office Totals:		\$0.00	\$0.00	\$0.00	\$2,000.00	\$2,000.00	\$0.00	0.000	100.000	0.000
AMERICAN RED CROSS		\$0.00	\$0.00				\$0.00	0.000	100.000	0.000
Fund: 1000 COUNTY GENERAL		Office: 0308 ST. BERNARDS HEALTHCARE								
Group: 03083000 - 03083999 OTHER SERVICES & CHARGES										
1000 - 03083009	OTHER PROFESSIONAL SERVICES	\$0.00	\$0.00	\$0.00	\$0.00	\$5,000.00	\$5,000.00	0.000	0.000	100.000
Group Totals:		\$0.00	\$0.00	\$0.00	\$0.00	\$5,000.00	\$5,000.00	0.000	0.000	100.000
OTHER SERVICES & CHARGES		\$0.00	\$0.00				\$5,000.00	0.000	0.000	100.000
1000 0308 Office Totals:		\$0.00	\$0.00	\$0.00	\$0.00	\$5,000.00	\$5,000.00	0.000	0.000	100.000
ST. BERNARDS HEALTHCARE		\$0.00	\$0.00				\$5,000.00	0.000	0.000	100.000
Fund: 1000 COUNTY GENERAL		Office: 0400 COUNTY SHERIFF								
Group: 04000100 - 04001999 PERSONAL SERVICES										
1000 - 04001001	SALARIES	(\$10,396.34)	(\$41,287.94)	\$181,319.92	\$1,092,864.39	\$2,321,600.33	\$1,187,448.00	8.258	48.852	51.148
1000 - 04001002	OFFICER (PT) CLERK/ LITTER /FIRST CL	\$0.00	\$0.00	\$1,033.12	\$4,917.87	\$70,314.56	\$65,396.69	1.469	6.994	93.006
1000 - 04001005	OVERTIME & OTHER COMP(INCL HOLIDAY	\$0.00	\$0.00	\$1,170.53	\$25,505.81	\$22,715.04	(\$2,790.77)	5.153	0.000	0.000
1000 - 04001006	SOCIAL SECURITY MATCH	\$0.00	\$0.00	\$19,975.32	\$86,154.32	\$182,981.49	\$96,827.17	10.917	47.084	52.916
1000 - 04001007	RETIREMENT MATCH	\$0.00	\$0.00	\$38,635.51	\$180,477.76	\$355,669.17	\$175,191.41	10.863	50.743	49.257
1000 - 04001009	HEALTH INSURANCE MATCH	(\$26,026.52)	(\$105,315.74)	\$88.78	\$52,760.83	\$298,320.69	\$140,244.12	8.754	52.989	47.011
1000 - 04001010	WORKMEN'S COMPENSATION	\$0.00	\$0.00	\$0.00	\$46,114.93	\$46,185.82	\$70.89	0.000	99.847	0.153

2022 Budget Detail Report

Month: 6

Date Range: 06/01/2022 - 06/30/2022

Fund: 1000 - 6400

Dept: 0001 - 9999

Item: 00 - 9999

Line Item	Description	Month to Date Transfers Appropriations	Year to Date Transfers Appropriations	MTD Expenditures Adj MTD Exp.	YTD Expenditures Adj YTD Exp.	Original Budget Adj. Budget	Balance Actual Balance	MTD % Used	YTD % Used	% Left
Fund: 1000 COUNTY GENERAL										
Group: 0400100 - 0400199 PERSONAL SERVICES										
1000 - 04001011	UNEMPLOYMENT COMPENSATION	\$0.00	\$0.00	\$0.00	\$1,356.81	\$13,824.00	\$12,467.19	0.000	9.815	90.185
1000 - 04001012	OTHER FRINGE BENEFITS(INCL HLTH IN:	\$0.00	\$0.00	\$0.00	\$150.00	\$3,000.00	\$2,850.00	0.000	5.000	95.000
1000 - 04001017	VACATION-PERSONAL TIME BUYBACK	\$0.00	\$0.00	\$13,411.65	\$24,240.82	\$1,000.00	(\$23,240.82)	0.000	0.000	0.000
Group Totals:		(\$36,422.86)	(\$146,603.68)	\$255,634.83	\$1,514,543.54	\$3,315,611.10				
PERSONAL SERVICES		\$0.00	\$0.00	\$292,057.69	\$1,661,147.22		\$1,654,463.88	8.809	50.101	49.899
Group: 04002000 - 04002999 SUPPLIES										
1000 - 04002001	GENERAL OFFICE SUPPLIES	\$0.00	\$0.00	\$2,636.24	\$16,578.97	\$25,000.00	\$8,421.03	10.545	66.316	33.684
1000 - 04002002	SMALL EQUIPMENT	\$0.00	\$0.00	\$1,967.66	\$14,810.98	\$35,000.00	\$20,189.02	5.622	42.317	57.683
1000 - 04002006	CLOTHING AND UNIFORMS	\$0.00	\$0.00	\$6,539.24	\$21,062.65	\$48,500.00	\$27,437.35	13.483	43.428	56.572
1000 - 04002007	FUEL OIL LUBRICANTS	\$0.00	\$0.00	\$25,077.45	\$112,850.94	\$230,000.00	\$117,149.06	10.903	49.066	50.934
1000 - 04002020	BUILDING MATERIALS AND SUPPLIES	\$0.00	\$0.00	\$0.00	\$0.00	\$10.00	\$10.00	0.000	0.000	100.000
1000 - 04002024	AUTO MAINTENANCE & EXPENSE	\$0.00	\$0.00	\$6,680.08	\$45,719.70	\$78,000.00	\$32,280.30	8.564	58.615	41.385
1000 - 04002029	SMALL TOLLS(LESS THAN CAPITALIZATI	\$0.00	\$0.00	\$0.00	\$0.00	\$10.00	\$10.00	0.000	0.000	100.000
1000 - 04002030	CONCRETE	\$0.00	\$0.00	\$0.00	\$0.00	\$10.00	\$10.00	0.000	0.000	100.000
Group Totals:		\$0.00	\$0.00	\$42,900.67	\$211,023.24	\$416,530.00				
SUPPLIES		\$0.00	\$0.00	\$42,900.67	\$211,023.24		\$205,506.76	10.300	50.662	49.338
Group: 04003000 - 04003999 OTHER SERVICES & CHARGES										
1000 - 04003005	SPECIAL LEGAL (ATTORNEY-PSYCH EXP	\$0.00	\$0.00	\$1,263.00	\$2,176.75	\$16,000.00	\$13,823.25	7.894	13.605	86.395
1000 - 04003009	OTHER PROFESSIONAL SERVICES	\$0.00	\$0.00	\$0.00	\$0.00	\$10.00	\$10.00	0.000	0.000	100.000
1000 - 04003020	TELEPHONE & FAX-LANDLINE	\$0.00	\$0.00	\$1,116.24	\$6,043.93	\$7,500.00	\$1,456.07	14.883	80.586	19.414
1000 - 04003021	POSTAGE	\$0.00	\$0.00	\$331.56	\$1,036.70	\$5,500.00	\$4,463.30	6.028	18.849	81.151
1000 - 04003022	CELL PHONES& PAGERS	\$0.00	\$0.00	\$4,066.38	\$21,916.92	\$39,900.00	\$17,983.08	10.191	54.930	45.070
1000 - 04003023	INTERNET CONNECTION	\$0.00	\$0.00	\$0.00	\$7,471.10	\$18,000.00	\$10,528.90	0.000	41.506	58.494
1000 - 04003030	TRAVEL	\$0.00	\$0.00	\$0.00	\$69.16	\$1,000.00	\$930.84	0.000	6.916	93.084
1000 - 04003050	OFFICIAL & DEPUTY BOND	\$0.00	\$0.00	\$0.00	\$0.00	\$10.00	\$10.00	0.000	0.000	100.000
1000 - 04003052	FIRE AND EXTENDED COVERAGE	\$0.00	\$0.00	\$0.00	\$3,316.46	\$3,317.00	\$0.54	0.000	99.984	0.016

2022 Budget Detail Report

Month: 6

Date Range: 06/01/2022 - 06/30/2022

Fund: 1000 - 6400

Dept: 0001 - 9999

Item: 00 - 9999

Line Item	Description	Month to Date Transfers Appropriations	Year to Date Transfers Appropriations	MTD Expenditures Adj MTD Expend.	YTD Expenditures Adj YTD Expend	Original Budget Adj. Budget	Balance Actual Balance	MTD % Used	YTD % Used	% Left
Fund: 1000 COUNTY GENERAL		Office: 0400 COUNTY SHERIFF								
Group: 04003000 - 04003999 OTHER SERVICES & CHARGES										
1000 - 04003053	FLEET LIABILITY	\$0.00	\$0.00	\$0.00	\$48,361.00	\$49,500.00	\$1,139.00	0.000	97.699	2.301
1000 - 04003055	GENERAL LIABILITY E.O.	\$0.00	\$0.00	\$0.00	\$16,684.60	\$16,684.60	\$0.00	0.000	100.000	0.000
1000 - 04003060	UTILITIES - ELECTRICITY	\$0.00	\$0.00	\$1,855.20	\$16,592.75	\$23,000.00	\$6,407.25	8.066	72.142	27.858
1000 - 04003061	UTILITIES - GAS	\$0.00	\$0.00	\$0.00	\$0.00	\$5,000.00	\$5,000.00	0.000	0.000	100.000
1000 - 04003062	WATER (LAKE CITY)	\$0.00	\$0.00	\$32.34	\$153.39	\$404.00	\$250.61	8.005	37.968	62.032
1000 - 04003063	WASTE DISPOSAL (LAKE CITY)	\$0.00	\$0.00	\$0.00	\$0.00	\$10.00	\$10.00	0.000	0.000	100.000
1000 - 04003073	LEASE MACHINERY & EQUIP(INCL COPY	\$0.00	\$0.00	\$187.75	\$4,074.83	\$5,700.00	\$1,625.17	3.294	71.488	28.512
1000 - 04003094	MEALS & LODGING	\$0.00	\$0.00	\$756.62	\$1,410.02	\$11,500.00	\$10,089.98	6.579	12.261	87.739
1000 - 04003100	OTHER MISCELLANEOUS	\$0.00	\$0.00	\$3,720.38	\$7,440.97	\$12,000.00	\$4,559.03	31.003	62.008	37.992
1000 - 04003101	TRAINING	\$0.00	\$0.00	\$11,875.07	\$18,599.64	\$20,000.00	\$1,400.36	59.375	92.998	7.002
Group Totals:		\$0.00	\$0.00	\$25,204.54	\$155,348.22	\$235,035.60	\$79,687.38	10.724	66.096	33.904
OTHER SERVICES & CHARGES		\$0.00	\$0.00				\$79,687.38	10.724	66.096	33.904
Group: 04004000 - 04004999 CAPITAL OUTLAY										
1000 - 04004002	BUILDINGS AND IMPROVEMENTS	\$0.00	\$0.00	\$0.00	\$0.00	\$15,000.00	\$15,000.00	0.000	0.000	100.000
1000 - 04004004	MACHINERY AND EQUIPMENT	\$0.00	\$0.00	\$0.00	\$0.00	\$10,000.00	\$10,000.00	0.000	0.000	100.000
1000 - 04004005	VEHICLES (3 TAHOES)	\$0.00	\$0.00	\$0.00	\$176,268.00	\$160,000.00	(\$16,268.00)	0.000	0.000	0.000
Group Totals:		\$0.00	\$0.00	\$0.00	\$176,268.00	\$185,000.00	\$8,732.00	0.000	95.280	4.720
CAPITAL OUTLAY		\$0.00	\$0.00				\$8,732.00	0.000	95.280	4.720
1000 0400	Office Totals:	(\$36,422.86)	(\$146,603.68)	\$323,740.04	\$2,057,183.00	\$4,152,176.70				
COUNTY SHERIFF		\$0.00	\$0.00	\$360,162.90	\$2,203,786.68		\$1,948,390.02	8.674	53.075	46.925
Fund: 1000 COUNTY GENERAL		Office: 0401 CIRCUIT COURT ADMIN- KARA WHITEHEAD								
Group: 04012000 - 04012999 SUPPLIES										
1000 - 04012001	GENERAL OFFICE SUPPLIES	\$0.00	\$0.00	\$29.70	\$379.25	\$3,500.00	\$3,120.75	0.849	10.836	89.164
1000 - 04012002	SMALL EQUIPMENT	\$0.00	\$0.00	\$0.00	\$0.00	\$1,950.00	\$1,950.00	0.000	0.000	100.000
Group Totals:		\$0.00	\$0.00	\$29.70	\$379.25	\$5,450.00	\$5,070.75	0.545	6.959	93.041
SUPPLIES		\$0.00	\$0.00				\$5,070.75	0.545	6.959	93.041
Group: 04013000 - 04013999 OTHER SERVICES & CHARGES										
1000 - 04013002	MANAGEMENT CONSULTING	\$0.00	\$0.00	\$0.00	\$0.00	\$50.00	\$50.00	0.000	0.000	100.000

2022 Budget Detail Report

Month: 6

Date Range: 06/01/2022 - 06/30/2022

Fund: 1000 - 6400

Dept: 0001 - 9999

Item: 00 - 9999

Line Item	Description	Month to Date Transfers Appropriations	Year to Date Transfers Appropriations	MTD Expenditures Adj MTD Expend.	YTD Expenditures Adj YTD Expend	Original Budget Adj. Budget	Balance Actual Balance	MTD % Used	YTD % Used	% Left
Fund: 1000 COUNTY GENERAL		Office: 0401 CIRCUIT COURT ADMIN- KARA WHITEHEAD								
Group: 04013000 - 04013999 OTHER SERVICES & CHARGES										
1000 - 04013009	OTHER PROFESSIONAL SERVICES	\$0.00	\$0.00	\$0.00	\$0.00	\$10.00	\$10.00	0.000	0.000	100.000
1000 - 04013020	TELEPHONE & FAX- LANDLINE	\$0.00	\$0.00	\$27.01	\$161.97	\$1,200.00	\$1,038.03	2.251	13.498	86.503
1000 - 04013021	POSTAGE	\$0.00	\$0.00	\$0.00	\$232.00	\$600.00	\$368.00	0.000	38.667	61.333
1000 - 04013022	CELL PHONES & PAGERS	\$0.00	\$0.00	\$0.00	\$0.00	\$10.00	\$10.00	0.000	0.000	100.000
1000 - 04013023	INTERNET CONNECTION	\$0.00	\$0.00	\$0.00	\$0.00	\$200.00	\$200.00	0.000	0.000	100.000
1000 - 04013030	TRAVEL	\$0.00	\$0.00	\$0.00	\$0.00	\$100.00	\$100.00	0.000	0.000	100.000
1000 - 04013073	LEASE MACHINERY & EQUIP(INCL COPY	\$0.00	\$0.00	\$168.18	\$611.72	\$200.00	(\$411.72)	84.090	0.000	0.000
1000 - 04013090	DUES MEMBERSHIPS SUB	\$0.00	\$0.00	\$0.00	\$50.00	\$200.00	\$150.00	0.000	25.000	75.000
1000 - 04013094	MEALS & LODGING	\$0.00	\$0.00	\$0.00	\$0.00	\$100.00	\$100.00	0.000	0.000	100.000
1000 - 04013100	OTHER MISCELLANEOUS	\$0.00	\$0.00	\$72.28	\$115.14	\$370.00	\$254.86	19.535	31.119	68.881
1000 - 04013101	TRAINING & EDUCATION	\$0.00	\$0.00	\$0.00	\$0.00	\$100.00	\$100.00	0.000	0.000	100.000
1000 - 04013102	COMP SOFTWARESUPPORT/MAINT/REC	\$0.00	\$0.00	\$110.00	\$944.40	\$1,400.00	\$455.60	7.857	67.457	32.543
Group Totals:		\$0.00	\$0.00	\$377.47	\$2,115.23	\$4,540.00				
OTHER SERVICES & CHARGES		\$0.00	\$0.00				\$2,424.77	8.314	46.591	53.409
Group: 04014000 - 04014999 CAPITAL OUTLAY										
1000 - 04014004	MACHINERY AND EQUIPMENT	\$0.00	\$0.00	\$0.00	\$0.00	\$10.00	\$10.00	0.000	0.000	100.000
Group Totals:		\$0.00	\$0.00	\$0.00	\$0.00	\$10.00				
CAPITAL OUTLAY		\$0.00	\$0.00				\$10.00	0.000	0.000	100.000
1000 0401 Office Totals:		\$0.00	\$0.00	\$407.17	\$2,494.48	\$10,000.00				
CIRCUIT COURT ADMIN- KARA WHIT		\$0.00	\$0.00				\$7,505.52	4.072	24.945	75.055
Fund: 1000 COUNTY GENERAL		Office: 0402 TRIAL COURT ADMINISTRATOR I								
Group: 04022000 - 04022999 SUPPLIES										
1000 - 04022001	GENERAL SUPPLIES(CONSUMED,ALTER	\$0.00	\$0.00	\$0.00	\$478.10	\$1,700.00	\$1,221.90	0.000	28.124	71.876
1000 - 04022002	SMALL EQUIPMENT (LESS THAN CAPITAL	\$0.00	\$0.00	\$0.00	\$0.00	\$200.00	\$200.00	0.000	0.000	100.000
Group Totals:		\$0.00	\$0.00	\$0.00	\$478.10	\$1,900.00				
SUPPLIES		\$0.00	\$0.00				\$1,421.90	0.000	25.163	74.837
Group: 04023000 - 04023999 OTHER SERVICES & CHARGES										
1000 - 04023002	MANAGEMENT CONSULTING	\$0.00	\$0.00	\$0.00	\$0.00	\$4,600.00	\$4,600.00	0.000	0.000	100.000

2022 Budget Detail Report

Month: 6

Date Range: 06/01/2022 - 06/30/2022

Fund: 1000 - 6400

Dept: 0001 - 9999

Item: 00 - 9999

Line Item	Description	Month to Date Transfers Appropriations	Year to Date Transfers Appropriations	MTD Expenditures Adj MTD Expend.	YTD Expenditures Adj YTD Expend	Original Budget Adj. Budget	Balance Actual Balance	MTD % Used	YTD % Used	% Left
Fund: 1000 COUNTY GENERAL										
Group: 04023000 - 04023999 OTHER SERVICES & CHARGES										
1000 - 04023020	TELEPHONE & FAX-LANDLINE	\$0.00	\$0.00	\$101.50	\$578.82	\$250.00	(\$328.82)	40.600	0.000	0.000
1000 - 04023021	POSTAGE	\$0.00	\$0.00	\$0.00	\$0.00	\$800.00	\$800.00	0.000	0.000	100.000
1000 - 04023030	TRAVEL	\$0.00	\$0.00	\$0.00	\$0.00	\$800.00	\$800.00	0.000	0.000	100.000
1000 - 04023040	ADVERTISING & PUBLICATION(LEGAL,NE	\$0.00	\$0.00	\$0.00	\$0.00	\$1,500.00	\$1,500.00	0.000	0.000	100.000
1000 - 04023073	LEASE MACHINERY & EQUIP(INCL COPY	\$0.00	\$0.00	\$8.13	\$37.69	\$200.00	\$162.31	4.065	18.845	81.155
1000 - 04023090	DUES, MEMBERSHIPS, SUB	\$0.00	\$0.00	\$325.00	\$584.99	\$900.00	\$315.01	36.111	64.999	35.001
1000 - 04023094	MEALS & LODGING	\$0.00	\$0.00	\$0.00	\$0.00	\$1,000.00	\$1,000.00	0.000	0.000	100.000
1000 - 04023100	OTHER MISCELLANEOUS	\$0.00	\$0.00	\$0.00	\$7.50	\$1,750.00	\$1,742.50	0.000	0.429	99.571
1000 - 04023101	TRAINING & EDUCATION	\$0.00	\$0.00	\$0.00	\$35.00	\$700.00	\$665.00	0.000	5.000	95.000
1000 - 04023102	COMP SOFTWARE, SUPPORT/MAINT/REI	\$0.00	\$0.00	\$100.00	\$650.00	\$1,500.00	\$850.00	6.667	43.333	56.667
Group Totals:		\$0.00	\$0.00	\$534.63	\$1,894.00	\$14,000.00	\$12,106.00	3.819	13.529	86.471
OTHER SERVICES & CHARGES		\$0.00	\$0.00				\$12,106.00	3.819	13.529	86.471
Group: 04024000 - 04024999 CAPITAL OUTLAY										
1000 - 04024004	MACHINERY AND EQUIPMENT	\$0.00	\$0.00	\$0.00	\$0.00	\$200.00	\$200.00	0.000	0.000	100.000
Group Totals:		\$0.00	\$0.00	\$0.00	\$0.00	\$200.00	\$200.00	0.000	0.000	100.000
CAPITAL OUTLAY		\$0.00	\$0.00				\$200.00	0.000	0.000	100.000
1000 0402 Office Totals:		\$0.00	\$0.00	\$534.63	\$2,372.10	\$16,100.00	\$13,727.90	3.321	14.734	85.266
TRIAL COURT ADMINISTRATOR I		\$0.00	\$0.00							
Fund: 1000 COUNTY GENERAL										
Group: 04032000 - 04032999 SUPPLIES										
1000 - 04032001	GENERAL OFFICE SUPPLIES	\$0.00	\$0.00	\$222.55	\$478.03	\$2,500.00	\$2,021.97	8.902	19.121	80.879
1000 - 04032002	SMALL EQUIPMENT	\$0.00	\$0.00	\$0.00	\$0.00	\$800.00	\$800.00	0.000	0.000	100.000
Group Totals:		\$0.00	\$0.00	\$222.55	\$478.03	\$3,300.00	\$2,821.97	6.744	14.486	85.514
SUPPLIES		\$0.00	\$0.00				\$2,821.97	6.744	14.486	85.514
Group: 04033000 - 04033999 OTHER SERVICES & CHARGES										
1000 - 04033002	MANAGEMENT CONSULTING	\$0.00	\$0.00	\$0.00	\$0.00	\$200.00	\$200.00	0.000	0.000	100.000
1000 - 04033009	OTHER PROFESSIONAL SERVICES	\$0.00	\$0.00	\$0.00	\$0.00	\$10.00	\$10.00	0.000	0.000	100.000
1000 - 04033020	TELEPHONE & FAX -LANDLINE	\$0.00	\$0.00	\$20.21	\$154.63	\$900.00	\$745.37	2.246	17.181	82.819

2022 Budget Detail Report

Month: 6

Date Range: 06/01/2022 - 06/30/2022

Fund: 1000 - 6400

Dept: 0001 - 9999

Item: 00 - 9999

Line Item	Description	Month to Date Transfers Appropriations	Year to Date Transfers Appropriations	MTD Expenditures Adj MTD Expend.	YTD Expenditures Adj YTD Expend	Original Budget Adj. Budget	Balance Actual Balance	MTD % Used	YTD % Used	% Left
Fund: 1000 COUNTY GENERAL										
Group: 04033000 - 04033999 OTHER SERVICES & CHARGES										
1000- 04033021	POSTAGE	\$0.00	\$0.00	\$0.00	\$588.95	\$1,000.00	\$411.05	0.000	58.895	41.105
1000- 04033023	INTERNET CONNECTION	\$0.00	\$0.00	\$10.00	\$60.00	\$130.00	\$70.00	7.692	46.154	53.846
1000- 04033030	TRAVEL	\$0.00	\$0.00	\$426.32	\$426.32	\$500.00	\$73.68	85.264	85.264	14.736
1000- 04033073	LEASE MACHINERY & EQUIP(INCL COPY	\$0.00	\$0.00	\$8.14	\$37.71	\$250.00	\$212.29	3.256	15.084	84.916
1000- 04033090	DUES MEMBERSHIPS SUB	\$0.00	\$0.00	\$85.00	\$475.00	\$720.00	\$245.00	11.806	65.972	34.028
1000- 04033094	MEALS & LODGING	\$0.00	\$0.00	\$0.00	\$0.00	\$500.00	\$500.00	0.000	0.000	100.000
1000- 04033100	OTHER MISCELLANEOUS	\$0.00	\$0.00	\$0.00	\$234.93	\$800.00	\$565.07	0.000	29.366	70.634
1000- 04033101	TRAINING	\$0.00	\$0.00	\$0.00	\$335.00	\$300.00	(\$35.00)	0.000	0.000	0.000
1000- 04033102	COMP SOFTWARESUPPORT/MAINT/REC	\$0.00	\$0.00	\$100.00	\$600.00	\$1,390.00	\$790.00	7.194	43.165	56.835
	Group Totals:	\$0.00	\$0.00	\$649.67	\$2,912.54	\$6,700.00				
	OTHER SERVICES & CHARGES	\$0.00	\$0.00				\$3,787.46	9.697	43.471	56.529
1000 0403 Office Totals:		\$0.00	\$0.00	\$872.22	\$3,390.57	\$10,000.00				
CIRCUIT COURT COORD II-JUDY R		\$0.00	\$0.00				\$6,609.43	8.722	33.906	66.094
Fund: 1000 COUNTY GENERAL										
Group: 04042000 - 04042999 SUPPLIES										
1000- 04042001	GENERAL OFFICE SUPPLIES	\$0.00	\$0.00	\$741.53	\$741.53	\$2,800.00	\$2,058.47	26.483	26.483	73.517
1000- 04042002	SMALL EQUIPMENT	\$0.00	\$0.00	\$0.00	\$0.00	\$1,600.00	\$1,600.00	0.000	0.000	100.000
	Group Totals:	\$0.00	\$0.00	\$741.53	\$741.53	\$4,400.00				
	SUPPLIES	\$0.00	\$0.00				\$3,658.47	16.853	16.853	83.147
Group: 04043000 - 04043999 OTHER SERVICES & CHARGES										
1000- 04043002	MANAGEMENT CONSULTING	\$0.00	\$0.00	\$0.00	\$0.00	\$10.00	\$10.00	0.000	0.000	100.000
1000- 04043009	OTHER PROFESSIONAL SERVICES	\$0.00	\$0.00	\$0.00	\$0.00	\$10.00	\$10.00	0.000	0.000	100.000
1000- 04043020	TELEPHONE & FAX -LANDLINE	\$0.00	\$0.00	\$20.21	\$180.18	\$1,300.00	\$1,119.82	1.555	13.860	86.140
1000- 04043021	POSTAGE	\$0.00	\$0.00	\$0.00	\$332.00	\$920.00	\$588.00	0.000	36.087	63.913
1000- 04043023	INTERNET CONNECTION	\$0.00	\$0.00	\$10.00	\$60.00	\$240.00	\$180.00	4.167	25.000	75.000
1000- 04043030	TRAVEL	\$0.00	\$0.00	\$0.00	\$0.00	\$10.00	\$10.00	0.000	0.000	100.000
1000- 04043073	LEASE MACHINERY & EQUIP(INCL COPY	\$0.00	\$0.00	\$8.14	\$37.71	\$300.00	\$262.29	2.713	12.570	87.430

2022 Budget Detail Report

Month: 6

Date Range: 06/01/2022 - 06/30/2022

Fund: 1000 - 6400

Dept: 0001 - 9999

Item: 00 - 9999

Line Item	Description	Month to Date Transfers Appropriations	Year to Date Transfers Appropriations	MTD Expenditures Adj MTD Expend.	YTD Expenditures Adj YTD Expend	Original Budget Adj. Budget	Balance Actual Balance	MTD % Used	YTD % Used	% Left
Fund: 1000 COUNTY GENERAL										
Group: 04043000 - 04043999 OTHER SERVICES & CHARGES										
1000 - 04043090	DUES MEMBERSHIPS SUB	\$0.00	\$0.00	\$325.00	\$600.00	\$700.00	\$100.00	46.429	85.714	14.286
1000 - 04043094	MEALS & LODGING	\$0.00	\$0.00	\$0.00	\$0.00	\$10.00	\$10.00	0.000	0.000	100.000
1000 - 04043100	OTHER MISCELLANEOUS	\$0.00	\$0.00	\$0.00	\$7.50	\$580.00	\$572.50	0.000	1.293	98.707
1000 - 04043101	TRAINING	\$0.00	\$0.00	\$0.00	\$0.00	\$10.00	\$10.00	0.000	0.000	100.000
1000 - 04043102	COMP SOFTWARESUPPORT/MAINT/REC	\$0.00	\$0.00	\$100.00	\$600.00	\$1,500.00	\$900.00	6.667	40.000	60.000
Group Totals:		\$0.00	\$0.00	\$463.35	\$1,817.39	\$5,590.00				
OTHER SERVICES & CHARGES		\$0.00	\$0.00				\$3,772.61	8.289	32.511	67.489
Group: 04044000 - 04044999 CAPITAL OUTLAY										
1000 - 04044004	MACHINERY & EQUIPMENT	\$0.00	\$0.00	\$0.00	\$0.00	\$10.00	\$10.00	0.000	0.000	100.000
Group Totals:		\$0.00	\$0.00	\$0.00	\$0.00	\$10.00				
CAPITAL OUTLAY		\$0.00	\$0.00				\$10.00	0.000	0.000	100.000
1000 0404 Office Totals:		\$0.00	\$0.00	\$1,204.88	\$2,558.92	\$10,000.00				
CIRCUIT COURT COORD III-BRENDA		\$0.00	\$0.00				\$7,441.08	12.049	25.589	74.411
Fund: 1000 COUNTY GENERAL										
Group: 04052000 - 04052999 SUPPLIES										
1000 - 04052001	GENERAL OFFICE SUPPLIES	\$0.00	\$0.00	\$263.68	\$793.89	\$2,650.00	\$1,856.11	9.950	29.958	70.042
1000 - 04052002	SMALL EQUIPMENT	\$0.00	\$0.00	\$0.00	\$19.51	\$500.00	\$480.49	0.000	3.902	96.098
Group Totals:		\$0.00	\$0.00	\$263.68	\$813.40	\$3,150.00				
SUPPLIES		\$0.00	\$0.00				\$2,336.60	8.371	25.822	74.178
Group: 04053000 - 04053999 OTHER SERVICES & CHARGES										
1000 - 04053002	MANAGEMENT CONSULTING	\$0.00	\$0.00	\$0.00	\$0.00	\$10.00	\$10.00	0.000	0.000	100.000
1000 - 04053009	OTHER PROFESSIONAL SERVICES	\$0.00	\$0.00	\$0.00	\$0.00	\$10.00	\$10.00	0.000	0.000	100.000
1000 - 04053020	TELEPHONE & FAX- LANDLINE	\$0.00	\$0.00	\$20.21	\$124.47	\$500.00	\$375.53	4.042	24.894	75.106
1000 - 04053021	POSTAGE	\$0.00	\$0.00	\$0.00	\$188.00	\$1,000.00	\$812.00	0.000	18.800	81.200
1000 - 04053022	CELL PHONE & PAGERS	\$0.00	\$0.00	\$28.87	\$153.80	\$700.00	\$546.20	4.124	21.971	78.029
1000 - 04053023	INTERNET CONNECTION	\$0.00	\$0.00	\$0.00	\$60.00	\$300.00	\$240.00	0.000	20.000	80.000
1000 - 04053030	TRAVEL	\$0.00	\$0.00	\$0.00	\$0.00	\$600.00	\$600.00	0.000	0.000	100.000
1000 - 04053073	LEASE MACHINERY & EQUIP(INCL COPY	\$0.00	\$0.00	\$8.14	\$37.71	\$250.00	\$212.29	3.256	15.084	84.916

2022 Budget Detail Report

Month: 6

Date Range: 06/01/2022 - 06/30/2022

Fund: 1000 - 6400

Dept: 0001 - 9999

Item: 00 - 9999

Line Item	Description	Month to Date Transfers Appropriations	Year to Date Transfers Appropriations	MTD Expenditures Adj MTD Expend.	YTD Expenditures Adj YTD Expend	Original Budget Adj. Budget	Balance Actual Balance	MTD % Used	YTD % Used	% Left
Fund: 1000 COUNTY GENERAL										
Group: 04053000 - 04053999 OTHER SERVICES & CHARGES										
1000 - 04053090	DUES MEMBERSHIPS SUB	\$0.00	\$0.00	\$0.00	\$925.00	\$1,200.00	\$275.00	0.000	77.083	22.917
1000 - 04053094	MEALS & LODGING	\$0.00	\$0.00	\$0.00	\$0.00	\$400.00	\$400.00	0.000	0.000	100.000
1000 - 04053100	OTHER MISCELLANEOUS	\$0.00	\$0.00	\$0.00	\$7.50	\$210.00	\$202.50	0.000	3.571	96.429
1000 - 04053101	TRAINING	\$0.00	\$0.00	\$0.00	\$35.00	\$450.00	\$415.00	0.000	7.778	92.222
1000 - 04053102	COMP SOFTWARESUPPORT/MAINT/REC	\$0.00	\$0.00	\$100.00	\$600.00	\$1,220.00	\$620.00	8.197	49.180	50.820
Group Totals:		\$0.00	\$0.00	\$157.22	\$2,131.48	\$6,850.00				
OTHER SERVICES & CHARGES		\$0.00	\$0.00				\$4,718.52	2.295	31.116	68.884
1000 0405 Office Totals:		\$0.00	\$0.00	\$420.90	\$2,944.88	\$10,000.00				
CIRCUIT COURT COORD IV-APRIL R		\$0.00	\$0.00				\$7,055.12	4.209	29.449	70.551
Fund: 1000 COUNTY GENERAL										
Group: 04062000 - 04062999 SUPPLIES										
1000 - 04062001	GENERAL OFFICE SUPPLIES	\$0.00	\$0.00	\$0.00	\$369.39	\$2,600.00	\$2,230.61	0.000	14.207	85.793
1000 - 04062002	SMALL EQUIPMENT	\$0.00	\$0.00	\$0.00	\$935.27	\$1,000.00	\$64.73	0.000	93.527	6.473
Group Totals:		\$0.00	\$0.00	\$0.00	\$1,304.66	\$3,600.00				
SUPPLIES		\$0.00	\$0.00				\$2,295.34	0.000	36.241	63.759
Group: 04063000 - 04063999 OTHER SERVICES & CHARGES										
1000 - 04063002	MANAGEMENT CONSULTING	\$0.00	\$0.00	\$0.00	\$0.00	\$300.00	\$300.00	0.000	0.000	100.000
1000 - 04063020	TELEPHONE & FAX - LANDLINE	\$0.00	\$0.00	\$93.02	\$571.15	\$1,400.00	\$828.85	6.644	40.796	59.204
1000 - 04063021	POSTAGE	\$0.00	\$0.00	\$0.00	\$58.00	\$500.00	\$442.00	0.000	11.600	88.400
1000 - 04063023	INTERNET CONNECTION	\$0.00	\$0.00	\$0.00	\$0.00	\$100.00	\$100.00	0.000	0.000	100.000
1000 - 04063030	TRAVEL	\$0.00	\$0.00	\$0.00	\$0.00	\$100.00	\$100.00	0.000	0.000	100.000
1000 - 04063073	LEASE MACHINERY & EQUIP(INCL COPY	\$0.00	\$0.00	\$0.00	\$12.21	\$200.00	\$187.79	0.000	6.105	93.895
1000 - 04063090	DUES MEMBERSHIPS SUB	\$0.00	\$0.00	\$0.00	\$400.00	\$1,200.00	\$800.00	0.000	33.333	66.667
1000 - 04063100	OTHER MISCELLANEOUS	\$0.00	\$0.00	\$0.00	\$7.99	\$1,000.00	\$992.01	0.000	0.799	99.201
1000 - 04063101	TRAINING & EDUCATION	\$0.00	\$0.00	\$0.00	\$35.00	\$100.00	\$65.00	0.000	35.000	65.000
1000 - 04063102	COMP SOFTWARESUPPORT/MAINT/REC	\$0.00	\$0.00	\$120.00	\$660.00	\$1,500.00	\$840.00	8.000	44.000	56.000
Group Totals:		\$0.00	\$0.00	\$213.02	\$1,744.35	\$6,400.00				
OTHER SERVICES & CHARGES		\$0.00	\$0.00				\$4,655.65	3.328	27.255	72.745

2022 Budget Detail Report

Month: 6

Date Range: 06/01/2022 - 06/30/2022

Fund: 1000 - 6400

Dept: 0001 - 9999

Item: 00 - 9999

Line Item	Description	Month to Date Transfers Appropriations	Year to Date Transfers Appropriations	MTD Expenditures Adj MTD Exp.	YTD Expenditures Adj YTD Exp.	Original Budget Adj. Budget	Balance Actual Balance	MTD % Used	YTD % Used	% Left
Fund: 1000 COUNTY GENERAL										
Office: 0406 CIRCUIT COURT COORD V-JOYCE M										
1000 0406	Office Totals:	\$0.00	\$0.00	\$213.02	\$3,049.01	\$10,000.00				
	CIRCUIT COURT COORD V-JOYCE M	\$0.00	\$0.00				\$6,950.99	2.130	30.490	69.510
Fund: 1000 COUNTY GENERAL										
Office: 0407 TRIAL COURT ADMIN VI										
Group: 04072000 - 04072999 SUPPLIES										
1000- 04072001	GENERAL SUPPLIES (CONSUMED OT AL	\$0.00	\$0.00	\$0.00	\$726.83	\$2,500.00	\$1,773.17	0.000	29.073	70.927
1000- 04072002	SMALL EQUIPMENT (LESS THAN CAPITI	\$0.00	\$0.00	\$0.00	\$0.00	\$2,500.00	\$2,500.00	0.000	0.000	100.000
	Group Totals:	\$0.00	\$0.00	\$0.00	\$726.83	\$5,000.00				
	SUPPLIES	\$0.00	\$0.00				\$4,273.17	0.000	14.537	85.463
Group: 04073000 - 04073999 OTHER SERVICES & CHARGES										
1000- 04073002	MANAGEMENT CONSULTING	\$0.00	\$0.00	\$0.00	\$0.00	\$10.00	\$10.00	0.000	0.000	100.000
1000- 04073009	OTHER PROFESSIONAL SERVICES (COM	\$0.00	\$0.00	\$0.00	\$0.00	\$10.00	\$10.00	0.000	0.000	100.000
1000- 04073020	TELEPHONE & FAX-LANDLINE	\$0.00	\$0.00	\$16.90	\$96.44	\$500.00	\$403.56	3.380	19.288	80.712
1000- 04073021	POSTAGE	\$0.00	\$0.00	\$0.00	\$212.00	\$500.00	\$288.00	0.000	42.400	57.600
1000- 04073023	INTERNET CONNECTION	\$0.00	\$0.00	\$0.00	\$0.00	\$10.00	\$10.00	0.000	0.000	100.000
1000- 04073030	TRAVEL	\$0.00	\$0.00	\$0.00	\$0.00	\$300.00	\$300.00	0.000	0.000	100.000
1000- 04073073	LEASE MACHINERY & EQUIP(INCL COPY	\$0.00	\$0.00	\$0.00	\$12.21	\$100.00	\$87.79	0.000	12.210	87.790
1000- 04073090	DUES, MEMBERSHIP, SUB	\$0.00	\$0.00	\$0.00	\$575.00	\$500.00	(\$75.00)	0.000	0.000	0.000
1000- 04073094	MEALS & LODGING	\$0.00	\$0.00	\$0.00	\$0.00	\$300.00	\$300.00	0.000	0.000	100.000
1000- 04073100	OTHER MISCELLANEOUS	\$0.00	\$0.00	\$0.00	\$42.99	\$870.00	\$827.01	0.000	4.941	95.059
1000- 04073101	TRAINING & EDUCATION	\$0.00	\$0.00	\$0.00	\$425.00	\$400.00	(\$25.00)	0.000	0.000	0.000
1000- 04073102	COMP SOFTWARE , SUPPORT/MAINT/ RE	\$0.00	\$0.00	\$111.00	\$666.00	\$1,500.00	\$834.00	7.400	44.400	55.600
	Group Totals:	\$0.00	\$0.00	\$127.90	\$2,029.64	\$5,000.00				
	OTHER SERVICES & CHARGES	\$0.00	\$0.00				\$2,970.36	2.558	40.593	59.407
Office: 0407 TRIAL COURT ADMIN VI										
1000 0407	Office Totals:	\$0.00	\$0.00	\$127.90	\$2,756.47	\$10,000.00				
	TRIAL COURT ADMIN VI	\$0.00	\$0.00				\$7,243.53	1.279	27.565	72.435
Fund: 1000 COUNTY GENERAL										
Office: 0408 TRAIL COURT ADMIN VII										
Group: 04082000 - 04082999 SUPPLIES										
1000- 04082001	GENERAL SUPPLIES (CONSUMED OR AL	\$0.00	\$0.00	\$0.00	\$0.00	\$2,300.00	\$2,300.00	0.000	0.000	100.000
1000- 04082002	SMALL EQUIPMENT (LESS THAN CAPITA	\$0.00	\$0.00	\$0.00	\$0.00	\$870.00	\$870.00	0.000	0.000	100.000

2022 Budget Detail Report

Month: 6

Date Range: 06/01/2022 - 06/30/2022

Fund: 1000 - 6400

Dept: 0001 - 9999

Item: 00 - 9999

Line Item	Description	Month to Date Transfers Appropriations	Year to Date Transfers Appropriations	MTD Expenditures Adj MTD Expend.	YTD Expenditures Adj YTD Expend	Original Budget Adj. Budget	Balance Actual Balance	MTD % Used	YTD % Used	% Left
Fund: 1000 COUNTY GENERAL		Office: 0408 TRAIL COURT ADMIN VII								
Group: 04082000 - 04082999 SUPPLIES										
	Group Totals:	\$0.00	\$0.00	\$0.00	\$0.00	\$3,170.00				
SUPPLIES		\$0.00	\$0.00				\$3,170.00	0.000	0.000	100.000
Group: 04083000 - 04083999 OTHER SERVICES & CHARGES										
1000 - 04083002	MANAGEMENT CONSULTING	\$0.00	\$0.00	\$0.00	\$0.00	\$10.00	\$10.00	0.000	0.000	100.000
1000 - 04083009	OTHER PROFESSIONAL SERVICES (COM	\$0.00	\$0.00	\$0.00	\$0.00	\$10.00	\$10.00	0.000	0.000	100.000
1000 - 04083020	TELEPHONE & FAX LANDLINE	\$0.00	\$0.00	\$20.21	\$124.47	\$500.00	\$375.53	4.042	24.894	75.106
1000 - 04083021	POSTAGE	\$0.00	\$0.00	\$0.00	\$0.00	\$400.00	\$400.00	0.000	0.000	100.000
1000 - 04083023	INTERNET CONNECTION	\$0.00	\$0.00	\$0.00	\$0.00	\$100.00	\$100.00	0.000	0.000	100.000
1000 - 04083030	TRAVEL	\$0.00	\$0.00	\$0.00	\$0.00	\$500.00	\$500.00	0.000	0.000	100.000
1000 - 04083073	LEASE MACHINERY & EQUIPMENT(INCL	\$0.00	\$0.00	\$0.00	\$12.21	\$200.00	\$187.79	0.000	6.105	93.895
1000 - 04083090	DUES , MEMBERSHIP , SUBS	\$0.00	\$0.00	\$0.00	\$625.00	\$1,200.00	\$575.00	0.000	52.083	47.917
1000 - 04083094	MEALS & LODGING	\$0.00	\$0.00	\$0.00	\$19.50	\$1,200.00	\$1,180.50	0.000	1.625	98.375
1000 - 04083100	OTHER MISCELLANEOUS	\$0.00	\$0.00	\$0.00	\$307.98	\$500.00	\$192.02	0.000	61.596	38.404
1000 - 04083101	TRAINING & EDUCATION	\$0.00	\$0.00	\$0.00	\$160.00	\$700.00	\$540.00	0.000	22.857	77.143
1000 - 04083102	COPM SOFTWARE, SUPPORT/MAINT/REI	\$0.00	\$0.00	\$100.00	\$600.00	\$1,500.00	\$900.00	6.667	40.000	60.000
	Group Totals:	\$0.00	\$0.00	\$120.21	\$1,849.16	\$6,820.00				
OTHER SERVICES & CHARGES		\$0.00	\$0.00				\$4,970.84	1.763	27.114	72.886
Group: 04084000 - 04084999 CAPITAL OUTLAY										
1000 - 04084004	MACHINERY AND EQUIPMENT	\$0.00	\$0.00	\$0.00	\$0.00	\$10.00	\$10.00	0.000	0.000	100.000
	Group Totals:	\$0.00	\$0.00	\$0.00	\$0.00	\$10.00				
CAPITAL OUTLAY		\$0.00	\$0.00				\$10.00	0.000	0.000	100.000
1000 0408 Office Totals:		\$0.00	\$0.00	\$120.21	\$1,849.16	\$10,000.00				
TRAIL COURT ADMIN VII		\$0.00	\$0.00				\$8,150.84	1.202	18.492	81.508
Fund: 1000 COUNTY GENERAL		Office: 0409 DISTRICT COURT								
Group: 04090100 - 04091999 PERSONAL SERVICES										
1000 - 04091001	SALARIES	(\$2,503.49)	(\$9,958.71)	\$52,062.14	\$295,091.92	\$642,862.08	\$337,811.45	8.488	47.452	52.548
1000 - 04091002	CUSTODIAN (PT) LESS 80 HRS / \$15	\$0.00	(\$55.25)	\$836.25	\$881.75	\$0.00	(\$937.00)	41.813	46.850	53.150
1000 - 04091006	SOCIAL SECURITY MATCH	\$0.00	\$0.00	\$5,087.36	\$21,871.97	\$49,178.95	\$27,306.98	10.313	44.336	55.664
		\$0.00	\$153.00			\$49,331.95	\$27,459.98			

2022 Budget Detail Report

Month: 6

Date Range: 06/01/2022 - 06/30/2022

Fund: 1000 - 6400

Dept: 0001 - 9999

Item: 00 - 9999

Line Item	Description	Month to Date Transfers Appropriations	Year to Date Transfers Appropriations	MTD Expenditures Adj MTD Expend.	YTD Expenditures Adj YTD Expend	Original Budget Adj. Budget	Balance Actual Balance	MTD % Used	YTD % Used	% Left
Fund: 1000 COUNTY GENERAL		Office: 0409 DISTRICT COURT								
Group: 04090100 - 04091999 PERSONAL SERVICES										
1000 - 04091007	RETIREMENT MATCH	\$0.00	\$0.00	\$10,529.54	\$46,679.65	\$96,600.19	\$49,920.54	10.900	48.323	51.677
1000 - 04091009	HEALTH INSURANCE MATCH	(\$8,247.22)	(\$32,988.88)	\$30.88	\$16,679.72	\$93,963.05	\$44,294.45	8.810	52.860	47.140
1000 - 04091010	WORKMEN'S COMPENSATION	\$0.00	\$0.00	\$0.00	\$1,270.04	\$1,271.99	\$1.95	0.000	99.847	0.153
1000 - 04091011	UNEMPLOYMENT COMPENSATION	\$0.00	\$0.00	\$0.00	\$388.80	\$4,320.00	\$3,931.20	0.000	9.000	91.000
1000 - 04091012	OTHER FRINGE BENEFITS(INCL HLTH IN:	\$0.00	\$0.00	\$50.00	\$100.00	\$850.00	\$750.00	5.882	11.765	88.235
1000 - 04091017	VACATION-PERSONAL TIME BUYBACK	\$0.00	\$0.00	\$0.00	\$0.00	\$2,000.00	\$2,000.00	0.000	0.000	100.000
Group Totals:		(\$10,750.71)	(\$43,002.84)	\$68,596.17	\$382,963.85	\$891,046.26	\$465,079.57			
PERSONAL SERVICES		\$0.00	\$2,153.00	\$79,346.88	\$425,966.69	\$893,199.26	\$467,232.57	8.883	47.690	52.310
Group: 04092000 - 04092999 SUPPLIES										
1000 - 04092001	GENERAL OFFICE SUPPLIES	\$0.00	\$0.00	\$688.72	\$2,543.58	\$8,000.00	\$5,456.42	8.609	31.795	68.205
1000 - 04092002	SMALL EQUIPMENT	\$0.00	\$0.00	\$516.44	\$4,345.18	\$4,000.00	(\$345.18)	12.911	0.000	0.000
Group Totals:		\$0.00	\$0.00	\$1,205.16	\$6,888.76	\$12,000.00	\$5,111.24	10.043	57.406	42.594
SUPPLIES		\$0.00	\$0.00							
Group: 04093000 - 04093999 OTHER SERVICES & CHARGES										
1000 - 04093002	MANAGEMENT CONSULTING	\$0.00	\$0.00	\$0.00	\$0.00	\$4,500.00	\$4,500.00	0.000	0.000	100.000
1000 - 04093005	SPECIAL LEGAL	\$0.00	\$0.00	\$0.00	\$0.00	\$10.00	\$10.00	0.000	0.000	100.000
1000 - 04093009	OTHER PROFESSIONAL SERVICES(COMI	\$0.00	\$0.00	\$30,683.63	\$61,706.63	\$145,000.00	\$83,293.37	21.161	42.556	57.444
1000 - 04093020	TELEPHONE & FAX -LANDLINE	\$0.00	\$0.00	\$0.00	\$0.00	\$10.00	\$10.00	0.000	0.000	100.000
1000 - 04093021	POSTAGE	\$0.00	\$0.00	\$0.00	\$0.00	\$2,000.00	\$2,000.00	0.000	0.000	100.000
1000 - 04093030	TRAVEL	\$0.00	\$0.00	\$176.18	\$900.15	\$3,000.00	\$2,099.85	5.873	30.005	69.995
1000 - 04093055	GENERAL LIABILITY E.O.	\$0.00	\$0.00	\$0.00	\$2,123.49	\$2,123.49	\$0.00	0.000	100.000	0.000
1000 - 04093070	RENT-LAND AND BUILDINGS	\$0.00	\$0.00	\$14,011.21	\$28,022.43	\$28,100.00	\$77.57	49.862	99.724	0.276
1000 - 04093073	LEASE MACHINERY & EQUIP(INCL COPY	\$0.00	\$0.00	\$0.00	\$0.00	\$1,200.00	\$1,200.00	0.000	0.000	100.000
1000 - 04093090	DUES MEMBERSHIPS SUB	\$0.00	\$0.00	\$75.00	\$2,350.00	\$3,100.00	\$750.00	2.419	75.806	24.194
1000 - 04093094	MEALS & LODGING	\$0.00	\$0.00	\$0.00	\$1,470.10	\$2,000.00	\$529.90	0.000	73.505	26.495
1000 - 04093100	OTHER MISCELLANEOUS	\$0.00	\$0.00	\$0.00	\$155.00	\$1,500.00	\$1,345.00	0.000	10.333	89.667

2022 Budget Detail Report

Month: 6

Date Range: 06/01/2022 - 06/30/2022

Fund: 1000 - 6400

Dept: 0001 - 9999

Item: 00 - 9999

Line Item	Description	Month to Date Transfers Appropriations	Year to Date Transfers Appropriations	MTD Expenditures Adj MTD Expend.	YTD Expenditures Adj YTD Expend	Original Budget Adj. Budget	Balance Actual Balance	MTD % Used	YTD % Used	% Left
Fund: 1000 COUNTY GENERAL										
Group: 04093000 - 04093999 OTHER SERVICES & CHARGES										
1000 - 04093101	TRAINING & EDUCATION	\$0.00	\$0.00	\$0.00	\$300.00	\$2,045.00	\$1,745.00	0.000	14.670	85.330
1000 - 04093102	COMP SOFTWARESUPPORT/MAINT/REC	\$0.00	\$0.00	\$170.10	\$356.46	\$1,000.00	\$643.54	17.010	35.646	64.354
Group Totals:		\$0.00	\$0.00	\$45,116.12	\$97,384.26	\$195,588.49				
OTHER SERVICES & CHARGES		\$0.00	\$0.00				\$98,204.23	23.067	49.790	50.210
Group: 04094000 - 04094999 CAPITAL OUTLAY										
1000 - 04094004	MACHINERY AND EQUIPMENT	\$0.00	\$0.00	\$0.00	\$0.00	\$10.00	\$10.00	0.000	0.000	100.000
Group Totals:		\$0.00	\$0.00	\$0.00	\$0.00	\$10.00				
CAPITAL OUTLAY		\$0.00	\$0.00				\$10.00	0.000	0.000	100.000
1000 0409 Office Totals:		(\$10,750.71)	(\$43,002.84)	\$114,917.45	\$487,236.87	\$1,098,644.75	\$568,405.04			
DISTRICT COURT		\$0.00	\$2,153.00	\$125,668.16	\$530,239.71	\$1,100,797.75	\$570,558.04	11.416	48.169	51.831
Fund: 1000 COUNTY GENERAL										
Group: 04140100 - 04141999 PERSONAL SERVICES										
1000 - 04141001	SALARIES	(\$960.52)	(\$3,842.08)	\$29,557.86	\$168,800.01	\$353,550.32	\$180,908.23	8.509	48.138	51.862
		\$5,090.00	\$5,090.00	\$30,518.38	\$172,642.09	\$358,640.32	\$185,998.23			
1000 - 04141006	SOCIAL SECURITY MATCH	\$0.00	\$0.00	\$2,963.17	\$12,628.26	\$27,046.60	\$14,418.34	10.800	46.028	53.972
		\$389.39	\$389.39			\$27,435.99	\$14,807.73			
1000 - 04141007	RETIREMENT MATCH	\$0.00	\$0.00	\$6,281.99	\$27,002.18	\$54,163.91	\$27,161.73	11.434	49.145	50.855
		\$779.79	\$779.79			\$54,943.70	\$27,941.52			
1000 - 04141009	HEALTH INSURANCE MATCH	(\$3,795.82)	(\$15,183.28)	\$15.44	\$7,684.28	\$43,156.47	\$20,288.91	8.760	52.561	47.439
		\$350.00	\$350.00	\$3,811.26	\$22,867.56	\$43,506.47	\$20,638.91			
1000 - 04141010	WORKMEN'S COMPENSATION	\$0.00	\$0.00	\$0.00	\$7,552.47	\$7,564.08	\$11.61	0.000	99.518	0.482
		\$25.00	\$25.00			\$7,589.08	\$36.61			
1000 - 04141011	UNEMPLOYMENT COMPENSATION	\$0.00	\$0.00	\$0.00	\$218.53	\$2,304.00	\$2,085.47	0.000	8.431	91.569
		\$288.00	\$288.00			\$2,592.00	\$2,373.47			
1000 - 04141012	OTHER FRINGE BENEFITS(INCL INS HLT)	\$0.00	\$0.00	\$0.00	\$0.00	\$400.00	\$400.00	0.000	0.000	100.000
		\$0.00	\$0.00							
1000 - 04141017	VACATION-PERSONAL TIME BUYBACK	\$0.00	\$0.00	\$0.00	\$0.00	\$1,000.00	\$1,000.00	0.000	0.000	100.000
		\$0.00	\$0.00							
Group Totals:		(\$4,756.34)	(\$19,025.36)	\$38,818.46	\$223,885.73	\$489,185.38	\$246,274.29			
PERSONAL SERVICES		\$6,922.18	\$6,922.18	\$43,574.80	\$242,911.09	\$496,107.56	\$253,196.47	8.783	48.963	51.037
Group: 04142000 - 04142999 SUPPLIES										
1000 - 04142001	GENERAL SUPPLIES (CONSUMED OR AL	\$0.00	\$0.00	\$0.00	\$0.00	\$10.00	\$10.00	0.000	0.000	100.000
		\$0.00	\$0.00							
1000 - 04142002	SMALL EQUIPMENT (LESS THAN CAPITAL	\$0.00	\$0.00	\$1,929.53	\$1,929.53	\$10.00	(\$1,919.53)	0.000	0.000	0.000
		\$0.00	\$0.00							
1000 - 04142006	CLOTHING AND UNIFORMS	\$0.00	\$0.00	\$0.00	\$0.00	\$10.00	\$10.00	0.000	0.000	100.000
		\$0.00	\$0.00							
1000 - 04142007	FUELS, OILS, & LUBRICANTS	\$0.00	\$0.00	\$603.01	\$1,902.30	\$5,500.00	\$3,597.70	10.964	34.587	65.413
		\$0.00	\$0.00							
1000 - 04142024	MAINTENANCE & SERVICE CONTRACTS	\$0.00	\$0.00	\$0.00	\$642.17	\$4,000.00	\$3,357.83	0.000	16.054	83.946
		\$0.00	\$0.00							

2022 Budget Detail Report

Month: 6

Date Range: 06/01/2022 - 06/30/2022

Fund: 1000 - 6400

Dept: 0001 - 9999

Item: 00 - 9999

Line Item	Description	Month to Date Transfers Appropriations	Year to Date Transfers Appropriations	MTD Expenditures Adj MTD Expend.	YTD Expenditures Adj YTD Expend	Original Budget Adj. Budget	Balance Actual Balance	MTD % Used	YTD % Used	% Left
Fund: 1000 COUNTY GENERAL		Office: 0414 JUVENILE COURT								
Group: 04142000 - 04142999 SUPPLIES										
	Group Totals:	\$0.00	\$0.00	\$2,532.54	\$4,474.00	\$9,530.00				
SUPPLIES		\$0.00	\$0.00				\$5,056.00	26.574	46.946	53.054
Group: 04143000 - 04143999 OTHER SERVICES & CHARGES										
1000 - 04143005	SPECIAL LEGAL	\$0.00	\$0.00	\$0.00	\$0.00	\$1,000.00	\$1,000.00	0.000	0.000	100.000
1000 - 04143030	TRAVEL	\$0.00	\$0.00	\$0.00	\$1,718.55	\$3,500.00	\$1,781.45	0.000	49.101	50.899
1000 - 04143052	FIRE & EXTENDED COVERAGE	\$0.00	\$0.00	\$0.00	\$1,897.29	\$1,898.00	\$0.71	0.000	99.963	0.037
1000 - 04143053	FLEET LIABILITY	\$0.00	\$0.00	\$0.00	\$1,717.00	\$1,717.00	\$0.00	0.000	100.000	0.000
1000 - 04143055	GENERAL LIABILITY E.O.	\$0.00	\$0.00	\$0.00	\$1,213.43	\$1,213.43	\$0.00	0.000	100.000	0.000
1000 - 04143060	UTILITIES - ELECTRICITY	\$0.00	\$0.00	\$456.09	\$1,783.20	\$3,500.00	\$1,716.80	13.031	50.949	49.051
1000 - 04143061	UTILITIES - GAS	\$0.00	\$0.00	\$5.61	\$111.51	\$300.00	\$188.49	1.870	37.170	62.830
1000 - 04143073	LEASE MACHINERY & EQUIP(INCL COPY	\$0.00	\$0.00	\$238.67	\$1,207.54	\$2,850.00	\$1,642.46	8.374	42.370	57.630
1000 - 04143100	OTHER MISCELLANEOUS	\$0.00	\$0.00	\$0.00	\$0.00	\$10.00	\$10.00	0.000	0.000	100.000
1000 - 04143102	COMP SOFTWARESUPPORT/MAINT/REC	\$0.00	\$0.00	\$266.15	\$6,405.68	\$6,400.00	(\$5.68)	4.159	0.000	0.000
	Group Totals:	\$0.00	\$0.00	\$966.52	\$16,054.20	\$22,388.43	\$6,334.23	4.317	71.708	28.292
OTHER SERVICES & CHARGES		\$0.00	\$0.00				\$6,334.23	4.317	71.708	28.292
Group: 04144000 - 04144999 CAPITAL OUTLAY										
1000 - 04144004	MACHINERY AND EQUIPMENT	\$0.00	\$0.00	\$0.00	\$0.00	\$5,000.00	\$5,000.00	0.000	0.000	100.000
	Group Totals:	\$0.00	\$0.00	\$0.00	\$0.00	\$5,000.00	\$5,000.00	0.000	0.000	100.000
CAPITAL OUTLAY		\$0.00	\$0.00				\$5,000.00	0.000	0.000	100.000
1000 0414	Office Totals:	(\$4,756.34)	(\$19,025.36)	\$42,317.52	\$244,413.93	\$526,103.81	\$262,664.52			
JUVENILE COURT		\$6,922.18	\$6,922.18	\$47,073.86	\$263,439.29	\$533,025.99	\$269,586.70	8.831	49.423	50.577
Fund: 1000 COUNTY GENERAL		Office: 0416 PROSECUTING ATTORNEY								
Group: 04163000 - 04163999 OTHER SERVICES & CHARGES										
1000 - 04163009	OTHER PROFESSIONAL SERVICES	\$0.00	\$0.00	\$1,416.66	\$4,249.98	\$8,500.00	\$4,250.02	16.667	50.000	50.000
	Group Totals:	\$0.00	\$0.00	\$1,416.66	\$4,249.98	\$8,500.00	\$4,250.02	16.667	50.000	50.000
OTHER SERVICES & CHARGES		\$0.00	\$0.00				\$4,250.02	16.667	50.000	50.000
1000 0416	Office Totals:	\$0.00	\$0.00	\$1,416.66	\$4,249.98	\$8,500.00	\$4,250.02	16.667	50.000	50.000
PROSECUTING ATTORNEY		\$0.00	\$0.00				\$4,250.02	16.667	50.000	50.000
Fund: 1000 COUNTY GENERAL		Office: 0418 COUNTY JAIL								
Group: 04180100 - 04181999 PERSONAL SERVICES										
1000 - 04181001	SALARIES	(\$8,129.48)	(\$33,741.40)	\$228,157.20	\$1,293,730.71	\$3,002,866.94	\$1,675,394.83	7.869	44.207	55.793
		\$0.00	\$0.00	\$236,286.68	\$1,327,472.11					

2022 Budget Detail Report

Month: 6

Date Range: 06/01/2022 - 06/30/2022

Fund: 1000 - 6400

Dept: 0001 - 9999

Item: 00 - 9999

Line Item	Description	Month to Date Transfers Appropriations	Year to Date Transfers Appropriations	MTD Expenditures Adj MTD Expend.	YTD Expenditures Adj YTD Expend	Original Budget Adj. Budget	Balance Actual Balance	MTD % Used	YTD % Used	% Left
Fund: 1000 COUNTY GENERAL		Office: 0418 COUNTY JAIL								
Group: 04180100 - 04181999 PERSONAL SERVICES										
1000 - 04181002	ADULT/JUVENILE (PT) \$13.00 HR	\$0.00	\$0.00	\$0.00	\$0.00	\$22,166.12	\$22,166.12	0.000	0.000	100.000
1000 - 04181005	OVERTIME & OTHER COMP(INCL HOLIDAY)	\$0.00	\$0.00	\$2,091.65	\$48,638.78	\$51,316.74	\$2,677.96	4.076	94.782	5.218
1000 - 04181006	SOCIAL SECURITY MATCH	\$0.00	\$0.00	\$24,106.23	\$102,435.91	\$231,415.03	\$128,979.12	10.417	44.265	55.735
1000 - 04181007	RETIREMENT MATCH	\$0.00	\$0.00	\$48,860.40	\$211,881.08	\$450,813.39	\$238,932.31	10.838	47.000	53.000
1000 - 04181009	HEALTH INSURANCE MATCH	(\$29,145.78)	(\$111,386.28)	\$117.73	\$62,319.66	\$412,477.61	\$238,771.67	7.095	42.113	57.887
1000 - 04181010	WORKMEN'S COMPENSATION	\$0.00	\$0.00	\$0.00	\$60,683.48	\$60,776.74	\$93.26	0.000	99.847	0.153
1000 - 04181011	UNEMPLOYMENT COMPENSATION	\$0.00	\$0.00	\$0.00	\$1,832.49	\$20,448.00	\$18,615.51	0.000	8.962	91.038
1000 - 04181012	OTHER FRINGE BENEFITS(INCL HLTH IN'	\$0.00	\$0.00	\$0.00	\$150.00	\$3,800.00	\$3,650.00	0.000	3.947	96.053
1000 - 04181017	VACATION-PERSONAL TIME BUYBACK	\$0.00	\$0.00	\$4,288.46	\$17,227.98	\$15,000.00	(\$2,227.98)	28.590	0.000	0.000
Group Totals:		(\$37,275.26)	(\$145,127.68)	\$307,621.67	\$1,798,900.09	\$4,271,080.57				
PERSONAL SERVICES		\$0.00	\$0.00	\$344,896.93	\$1,944,027.77		\$2,327,052.80	8.075	45.516	54.484
Group: 04182000 - 04182999 SUPPLIES										
1000 - 04182001	GENERAL OFFICE SUPPLIES	\$0.00	\$0.00	\$24.99	\$865.25	\$14,200.00	\$13,334.75	0.176	6.093	93.907
1000 - 04182002	SMALL EQUIPMENT (LESS THAN CAPITAL)	\$0.00	\$0.00	\$0.00	\$380.42	\$10,000.00	\$9,619.58	0.000	3.804	96.196
1000 - 04182003	JANITORIAL SUPPLIES	\$0.00	\$0.00	\$12,438.36	\$38,316.78	\$61,000.00	\$22,683.22	20.391	62.814	37.186
1000 - 04182004	MEDICINE & DRUGS	\$0.00	\$0.00	\$268.66	\$1,448.96	\$10.00	(\$1,438.96)	0.000	0.000	0.000
1000 - 04182005	FOOD & RELATED ITEMS	\$0.00	\$0.00	\$44,425.48	\$224,462.16	\$489,000.00	\$264,537.84	9.085	45.902	54.098
1000 - 04182006	CLOTHING AND UNIFORMS	\$0.00	\$0.00	\$999.30	\$21,513.80	\$48,500.00	\$26,986.20	2.060	44.358	55.642
1000 - 04182007	FUELS, OILS, & LUBRICANTS	\$0.00	\$0.00	\$0.00	\$0.00	\$10.00	\$10.00	0.000	0.000	100.000
1000 - 04182009	INMATE SUPPLIES UNIFORMS	\$0.00	\$0.00	\$7,461.09	\$21,133.66	\$61,000.00	\$39,866.34	12.231	34.645	65.355
1000 - 04182020	BUILDING MATERIALS AND SUPPLIES	\$0.00	\$0.00	\$165.85	\$165.85	\$10,000.00	\$9,834.15	1.659	1.659	98.342
1000 - 04182021	PAINTS & METALS	\$0.00	\$0.00	\$125.40	\$125.40	\$10.00	(\$115.40)	0.000	0.000	0.000
1000 - 04182022	PLUMBING & ELECTRICAL	\$0.00	\$0.00	\$288.44	\$1,254.38	\$20,000.00	\$18,745.62	1.442	6.272	93.728
1000 - 04182023	REPAIR PARTS	\$0.00	\$0.00	\$12,040.97	\$32,374.95	\$20,000.00	(\$12,374.95)	60.205	0.000	0.000
1000 - 04182024	MAINTENANCE & SERVICE CONTRACTS	\$0.00	\$0.00	\$0.00	\$0.00	\$10.00	\$10.00	0.000	0.000	100.000

Budget Detail Report

Item: 00 - 9999

Line Item	Description	Month to Date Transfers Appropriations	Year to Date Transfers Appropriations	MTD Expenditures Adj MTD Expend.	YTD Expenditures Adj YTD Expend	Original Budget Adj. Budget	Balance Actual Balance	MTD % Used	YTD % Used	% Left
Fund: 1000 COUNTY GENERAL				Office: 0418		COUNTY JAIL				
Group: 04182000 - 04182999		SUPPLIES								
1000- 04182029		\$0.00	\$0.00	\$0.00	\$308.19	\$10.00				
SMALL TOOLS		\$0.00	\$0.00				(\$298.19)	0.000	0.000	0.000
1000- 04182030		\$0.00	\$0.00	\$0.00	\$0.00	\$10.00				
CONCRETE		\$0.00	\$0.00				\$10.00	0.000	0.000	100.000
Group Totals:		\$0.00	\$0.00	\$78,238.54	\$342,349.80	\$733,760.00				
SUPPLIES		\$0.00	\$0.00				\$391,410.20	10.663	46.657	53.343
Group: 04183000 - 04183999		OTHER SERVICES & CHARGES								
1000- 04183005		\$0.00	\$0.00	\$0.00	\$1,425.00	\$2,500.00				
SPECIAL LEGAL (ATTORNEY-PSYCH EXA		\$0.00	\$0.00				\$1,075.00	0.000	57.000	43.000
1000- 04183006		\$0.00	\$0.00	\$45,933.97	\$329,999.85	\$391,100.88				
MEDICAL DENTAL HOSPITAL		\$0.00	\$0.00				\$61,101.03	11.745	84.377	15.623
1000- 04183020		\$0.00	\$0.00	\$224.38	\$2,184.42	\$15,000.00				
TELEPHONE & FAX-LANDLINE		\$0.00	\$0.00				\$12,815.58	1.496	14.563	85.437
1000- 04183021		\$0.00	\$0.00	\$0.00	\$2,320.00	\$7,100.00				
POSTAGE		\$0.00	\$0.00				\$4,780.00	0.000	32.676	67.324
1000- 04183022		\$0.00	\$0.00	\$0.00	\$0.00	\$3,000.00				
CELL PHONES & PAGERS		\$0.00	\$0.00				\$3,000.00	0.000	0.000	100.000
1000- 04183030		\$0.00	\$0.00	\$0.00	\$0.00	\$2,000.00				
TRAVEL		\$0.00	\$0.00				\$2,000.00	0.000	0.000	100.000
1000- 04183040		\$0.00	\$0.00	\$0.00	\$77.35	\$10.00				
ADVERTISING & PUBLICATIONS		\$0.00	\$0.00				(\$67.35)	0.000	0.000	0.000
1000- 04183052		\$0.00	\$0.00	\$0.00	\$48,610.49	\$48,264.00				
FIRE & EXTENDED COVERAGE		\$0.00	\$0.00				(\$346.49)	0.000	0.000	0.000
1000- 04183053		\$0.00	\$0.00	\$0.00	\$930.00	\$930.00				
FLEET LIABILITY		\$0.00	\$0.00				\$0.00	0.000	100.000	0.000
1000- 04183055		\$0.00	\$0.00	\$0.00	\$20,855.75	\$20,855.75				
GENERAL LIABILITY E.O.		\$0.00	\$0.00				\$0.00	0.000	100.000	0.000
1000- 04183060		\$0.00	\$0.00	\$16,651.26	\$67,196.23	\$166,000.00				
UTILITIES - ELECTRICITY		\$0.00	\$0.00				\$98,803.77	10.031	40.480	59.520
1000- 04183061		\$0.00	\$0.00	\$379.53	\$4,843.10	\$60,000.00				
UTILITIES - GAS		\$0.00	\$0.00				\$55,156.90	0.633	8.072	91.928
1000- 04183063		\$0.00	\$0.00	\$1,452.01	\$7,260.05	\$16,500.00				
WASTE DISPOSAL		\$0.00	\$0.00				\$9,239.95	8.800	44.000	56.000
1000- 04183073		\$0.00	\$0.00	\$1,442.83	\$8,938.26	\$22,000.00				
LEASE MACHINERY & EQUIP(INCL COPY		\$0.00	\$0.00				\$13,061.74	6.558	40.628	59.372
1000- 04183094		\$0.00	\$0.00	\$0.00	\$0.00	\$10.00				
MEALS & LODGING		\$0.00	\$0.00				\$10.00	0.000	0.000	100.000
1000- 04183100		\$0.00	\$0.00	\$201.22	\$1,779.63	\$6,000.00				
OTHER MISCELLANEOUS (ACIC TERMIN		\$0.00	\$0.00				\$4,220.37	3.354	29.661	70.340
1000- 04183101		\$0.00	\$0.00	\$598.84	\$4,039.32	\$5,000.00				
TRAINING & EDUCATION		\$0.00	\$0.00				\$960.68	11.977	80.786	

2022 Budget Detail Report

Month: 6

Date Range: 06/01/2022 - 06/30/2022

Fund: 1000 - 6400

Dept: 0001 - 9999

Item: 00 - 9999

Line Item	Description	Month to Date Transfers Appropriations	Year to Date Transfers Appropriations	MTD Expenditures Adj MTD Expend.	YTD Expenditures Adj YTD Expend	Original Budget Adj. Budget	Balance Actual Balance	MTD % Used	YTD % Used	% Left
Fund: 1000 COUNTY GENERAL				Office: 0418 COUNTY JAIL						
Group: 04184000 - 04184999 CAPITAL OUTLAY										
1000 - 04184002		\$0.00	\$0.00	\$0.00	\$0.00	\$10.00				
BUILDINGS PURCHASE AND IMPROVEME		\$0.00	\$0.00				\$10.00	0.000	0.000	100.000
1000 - 04184003		\$0.00	\$0.00	\$0.00	\$0.00	\$10.00				
IMPROVEMENTS OTHER THAN BUILDING		\$0.00	\$0.00				\$10.00	0.000	0.000	100.000
1000 - 04184004		\$0.00	\$0.00	\$0.00	\$68,927.89	\$66,400.00				
MACHINERY AND EQUIPMENT		\$0.00	\$0.00				(\$2,527.89)	0.000	0.000	0.000
Group Totals:		\$0.00	\$0.00	\$0.00	\$68,927.89	\$66,420.00				
CAPITAL OUTLAY		\$0.00	\$0.00				(\$2,507.89)	0.000	103.776	-3.776
1000 0418 Office Totals:		(\$37,275.26)	(\$145,127.68)	\$453,538.05	\$2,712,224.83	\$5,837,541.20				
COUNTY JAIL		\$0.00	\$0.00	\$490,813.31	\$2,857,352.51		\$2,980,188.69	8.408	48.948	51.052
Fund: 1000 COUNTY GENERAL				Office: 0419 COUNTY CORONER						
Group: 04190100 - 04191999 PERSONAL SERVICES										
1000 - 04191001		\$0.00	\$0.00	\$7,131.30	\$40,144.00	\$80,301.90				
SALARIES		\$0.00	\$0.00				\$40,157.90	8.881	49.991	50.009
1000 - 04191006		\$0.00	\$0.00	\$708.72	\$3,071.12	\$6,143.10				
SOCIAL SECURITY MATCH		\$0.00	\$0.00				\$3,071.98	11.537	49.993	50.007
1000 - 04191007		\$0.00	\$0.00	\$1,419.24	\$6,150.04	\$12,302.25				
RETIREMENT MATCH		\$0.00	\$0.00				\$6,152.21	11.536	49.991	50.009
1000 - 04191009		\$0.00	\$0.00	\$1.93	\$11.58	\$4,907.10				
HEALTH INSURANCE MATCH		\$0.00	\$0.00				\$4,895.52	0.039	0.236	99.764
1000 - 04191010		\$0.00	\$0.00	\$0.00	\$238.20	\$238.57				
WORKMEN'S COMPENSATION		\$0.00	\$0.00				\$0.37	0.000	99.845	0.155
Group Totals:		\$0.00	\$0.00	\$9,261.19	\$49,614.94	\$103,892.92				
PERSONAL SERVICES		\$0.00	\$0.00				\$54,277.98	8.914	47.756	52.244
Group: 04192000 - 04192999 SUPPLIES										
1000 - 04192001		\$0.00	\$0.00	\$961.00	\$3,204.00	\$5,865.00				
GENERAL OFFICE SUPPLIES		\$0.00	\$0.00				\$2,661.00	16.385	54.629	45.371
1000 - 04192002		\$0.00	\$0.00	\$0.00	\$0.00	\$4,395.00				
SMALL EQUIPMENT		\$0.00	\$0.00				\$4,395.00	0.000	0.000	100.000
Group Totals:		\$0.00	\$0.00	\$961.00	\$3,204.00	\$10,260.00				
SUPPLIES		\$0.00	\$0.00				\$7,056.00	9.366	31.228	68.772
Group: 04193000 - 04193999 OTHER SERVICES & CHARGES										
1000 - 04193009		\$0.00	\$0.00	\$7,031.00	\$35,271.00	\$75,000.00				
OTHER PROFESSIONAL SERVICES		\$0.00	\$0.00				\$39,729.00	9.375	47.028	52.972
1000 - 04193020		\$0.00	\$0.00	\$95.00	\$460.00	\$1,000.00				
TELEPHONE & FAX-LANDLINE		\$0.00	\$0.00				\$540.00	9.500	46.000	54.000
1000 - 04193030		\$0.00	\$0.00	\$435.03	\$2,186.69	\$6,500.00				
TRAVEL		\$0.00	\$0.00				\$4,313.31	6.693	33.641	66.359
1000 - 04193100		\$0.00	\$0.00	\$671.34	\$2,977.68	\$10.00				
OTHER MISCELLANEOUS		\$0.00	\$0.00				(\$2,967.68)	0.000	0.000	0.000
1000 - 04193101		\$0.00	\$0.00	\$0.00	\$240.00	\$3,055.00				
TRAINING & EDUCATION		\$0.00	\$0.00				\$2,815.00	0.000	7.856	92.144
1000 - 04193102		\$0.00	\$0.00	\$0.00	\$0.00	\$10.00				
COMP SOFTWARE,SUPPORT/MAINT/REC		\$0.00	\$0.00				\$10.00	0.000	0.000	100.000

2022 Budget Detail Report

Month: 6

Date Range: 06/01/2022 - 06/30/2022

Fund: 1000 - 6400

Dept: 0001 - 9999

Item: 00 - 9999

Line Item	Description	Month to Date Transfers Appropriations	Year to Date Transfers Appropriations	MTD Expenditures Adj MTD Expend.	YTD Expenditures Adj YTD Expend	Original Budget Adj. Budget	Balance Actual Balance	MTD % Used	YTD % Used	% Left
Fund: 1000 COUNTY GENERAL		Office: 0419 COUNTY CORONER								
Group: 04193000 - 04193999 OTHER SERVICES & CHARGES										
	Group Totals:	\$0.00	\$0.00	\$8,232.37	\$41,135.37	\$85,575.00				
	OTHER SERVICES & CHARGES	\$0.00	\$0.00				\$44,439.63	9.620	48.069	51.931
Group: 04194000 - 04194999 CAPITAL OUTLAY										
1000 - 04194004		\$0.00	\$0.00	\$0.00	\$0.00	\$10.00				
	MACHINERY AND EQUIPMENT	\$0.00	\$0.00				\$10.00	0.000	0.000	100.000
	Group Totals:	\$0.00	\$0.00	\$0.00	\$0.00	\$10.00				
	CAPITAL OUTLAY	\$0.00	\$0.00				\$10.00	0.000	0.000	100.000
1000 0419	Office Totals:	\$0.00	\$0.00	\$18,454.56	\$93,954.31	\$199,737.92				
	COUNTY CORONER	\$0.00	\$0.00				\$105,783.61	9.239	47.039	52.961
Fund: 1000 COUNTY GENERAL		Office: 0420 CONSTABLE								
Group: 04200100 - 04201999 PERSONAL SERVICES										
1000 - 04201010		\$0.00	\$0.00	\$0.00	\$86.16	\$86.29				
	WORKMEN'S COMPENSATION	\$0.00	\$0.00				\$0.13	0.000	99.849	0.151
	Group Totals:	\$0.00	\$0.00	\$0.00	\$86.16	\$86.29				
	PERSONAL SERVICES	\$0.00	\$0.00				\$0.13	0.000	99.849	0.151
Group: 04203000 - 04203999 OTHER SERVICES & CHARGES										
1000 - 04203030		\$0.00	\$0.00	\$175.00	\$175.00	\$5,500.00				
	TRAVEL (\$35 per month)	\$0.00	\$0.00				\$5,325.00	3.182	3.182	96.818
1000 - 04203055		\$0.00	\$0.00	\$0.00	\$1,971.82	\$1,971.82				
	GENERAL LIABILITY E.O.	\$0.00	\$0.00				\$0.00	0.000	100.000	0.000
	Group Totals:	\$0.00	\$0.00	\$175.00	\$2,146.82	\$7,471.82				
	OTHER SERVICES & CHARGES	\$0.00	\$0.00				\$5,325.00	2.342	28.732	71.268
1000 0420	Office Totals:	\$0.00	\$0.00	\$175.00	\$2,232.98	\$7,558.11				
	CONSTABLE	\$0.00	\$0.00				\$5,325.13	2.315	29.544	70.456
Fund: 1000 COUNTY GENERAL		Office: 0422 CIRCUIT COURT								
Group: 04220100 - 04221999 PERSONAL SERVICES										
1000 - 04221001		(\$1,572.79)	(\$5,442.16)	\$25,467.78	\$131,196.61	\$294,924.46				
	SALARIES	\$0.00	\$0.00	\$27,040.57	\$136,638.77		\$158,285.69	9.169	46.330	53.670
1000 - 04221002		\$0.00	\$0.00	\$769.96	\$7,307.50	\$40,000.00				
	PT TIME-OVERTIME-BAILIFF	\$0.00	\$0.00				\$32,692.50	1.925	18.269	81.731
1000 - 04221006		\$0.00	\$0.00	\$2,576.38	\$10,206.38	\$25,621.72				
	SOCIAL SECURITY MATCH	\$0.00	\$0.00				\$15,415.34	10.055	39.835	60.165
1000 - 04221007		\$0.00	\$0.00	\$5,418.66	\$21,648.53	\$45,182.43				
	RETIREMENT MATCH	\$0.00	\$0.00				\$23,533.90	11.993	47.914	52.086
1000 - 04221009		(\$3,229.18)	(\$11,639.88)	\$13.51	\$5,251.00	\$49,786.46				
	HEALTH INSURANCE MATCH	\$0.00	\$0.00	\$3,242.69	\$16,890.88		\$32,895.58	6.513	33.927	66.073
1000 - 04221010		\$0.00	\$0.00	\$0.00	\$7,058.49	\$7,069.34				
	WORKMEN'S COMPENSATION	\$0.00	\$0.00				\$10.85	0.000	99.847	0.153
1000 - 04221011		\$0.00	\$0.00	\$0.00	\$169.39	\$2,016.00				
	UNEMPLOYMENT COMPENSATION	\$0.00	\$0.00				\$1,846.61	0.000	8.402	91.598
1000 - 04221012		\$0.00	\$0.00	\$0.00	\$0.00	\$550.00				
	OTHER FRINGE BENEFITS(INCL HLTH IN:	\$0.00	\$0.00				\$550.00	0.000	0.000	100.000
1000 - 04221017		\$0.00	\$0.00	\$0.00	\$0.00	\$1,000.00				
	VACATION-PERSONAL TIME BUYBACK	\$0.00	\$0.00				\$1,000.00	0.000	0.000	100.000

2022 Budget Detail Report

Month: 6

Date Range: 06/01/2022 - 06/30/2022

Fund: 1000 - 6400

Dept: 0001 - 9999

Item: 00 - 9999

Line Item	Description	Month to Date Transfers Appropriations	Year to Date Transfers Appropriations	MTD Expenditures Adj MTD Expend.	YTD Expenditures Adj YTD Expend	Original Budget Adj. Budget	Balance Actual Balance	MTD % Used	YTD % Used	% Left
Fund: 1000 COUNTY GENERAL		Office: 0422 CIRCUIT COURT								
Group: 04220100 - 04221999 PERSONAL SERVICES										
Group Totals:		(\$4,801.97)	(\$17,082.04)	\$34,246.29	\$182,837.90	\$466,150.41				
PERSONAL SERVICES		\$0.00	\$0.00	\$39,048.26	\$199,919.94		\$266,230.47	8.377	42.887	57.113
Group: 04222000 - 04222999 SUPPLIES										
1000 - 04222001	GENERAL OFFICE SUPPLIES	\$0.00	\$0.00	\$0.00	\$0.00	\$10.00	\$10.00	0.000	0.000	100.000
1000 - 04222002	SMALL EQUIPMENT	\$0.00	\$0.00	\$0.00	\$0.00	\$10.00	\$10.00	0.000	0.000	100.000
Group Totals:		\$0.00	\$0.00	\$0.00	\$0.00	\$20.00				
SUPPLIES		\$0.00	\$0.00				\$20.00	0.000	0.000	100.000
Group: 04223000 - 04223999 OTHER SERVICES & CHARGES										
1000 - 04223009	OTHER PROFESSIONAL SERVICES	\$0.00	\$0.00	\$0.00	\$0.00	\$0.00	\$0.00	0.000	0.000	100.000
1000 - 04223020	TELEPHONE & FAX -LANDLINE	\$0.00	\$0.00	\$20.21	\$124.47	\$1,000.00	\$875.53	2.021	12.447	87.553
1000 - 04223022	CELL PHONES & PAGERS	\$0.00	\$0.00	\$170.70	\$855.10	\$2,000.00	\$1,144.90	8.535	42.755	57.245
1000 - 04223052	FIRE & EXTENDED COVERAGE	\$0.00	\$0.00	\$0.00	\$16,217.86	\$16,218.00	\$0.14	0.000	99.999	0.001
1000 - 04223060	UTILITIES - ELECTRICITY	\$0.00	\$0.00	\$3,617.73	\$14,429.35	\$33,000.00	\$18,570.65	10.963	43.725	56.275
1000 - 04223061	UTILITIES - GAS	\$0.00	\$0.00	\$64.62	\$3,054.05	\$5,000.00	\$1,945.95	1.292	61.081	38.919
1000 - 04223092	JURORS & WITNESSES	\$0.00	\$0.00	\$2,315.74	\$15,718.07	\$35,000.00	\$19,281.93	6.616	44.909	55.091
1000 - 04223100	OTHER MISCELLANEOUS	\$0.00	\$0.00	\$2,079.38	\$8,439.60	\$40,000.00	\$31,560.40	5.198	21.099	78.901
1000 - 04223102	COMP SOFTWARE, SUPPORT/MAINT/REI	\$0.00	\$0.00	\$0.00	\$0.00	\$10.00	\$10.00	0.000	0.000	100.000
Group Totals:		\$0.00	\$0.00	\$8,268.38	\$58,838.50	\$132,228.00				
OTHER SERVICES & CHARGES		\$0.00	\$0.00				\$73,389.50	6.253	44.498	55.502
Group: 04224000 - 04224999 CAPITAL OUTLAY										
1000 - 04224004	MACHINERY AND EQUIPMENT	\$0.00	\$0.00	\$0.00	\$0.00	\$10.00	\$10.00	0.000	0.000	100.000
Group Totals:		\$0.00	\$0.00	\$0.00	\$0.00	\$10.00				
CAPITAL OUTLAY		\$0.00	\$0.00				\$10.00	0.000	0.000	100.000
1000 0422	Office Totals:	(\$4,801.97)	(\$17,082.04)	\$42,514.67	\$241,676.40	\$598,408.41				
CIRCUIT COURT		\$0.00	\$0.00	\$47,316.64	\$258,758.44		\$339,649.97	7.907	43.241	56.759
Fund: 1000 COUNTY GENERAL		Office: 0424 DRUG TASK FORCE								
Group: 04240100 - 04241999 PERSONAL SERVICES										
1000 - 04241001	SALARIES	(\$327.26)	(\$590.92)	\$9,199.47	\$54,607.09	\$135,861.10	\$80,663.09	7.012	40.628	59.372
1000 - 04241006	SOCIAL SECURITY MATCH	\$0.00	\$0.00	\$967.02	\$4,396.55	\$10,393.37	\$5,996.82	9.304	42.301	57.699

Month: 6

Line Item	Description	Month to Date Transfers Appropriations	Year to Date Transfers Appropriations	MTD Expenditures Adj MTD Expend.	YTD Expenditures Adj YTD Expend	Original Budget Adj. Budget	Balance Actual Balance	MTD % Used	YTD % Used	% Left
Fund: 1000 COUNTY GENERAL		Office: 0424 DRUG TASK FORCE								
Group: 04240100 - 04241999		PERSONAL SERVICES								
1000- 04241007	RETIREMENT MATCH	\$0.00	\$0.00	\$1,915.05	\$8,252.10	\$20,813.92	\$12,561.82	9.201	39.647	60.353
1000- 04241009	HEALTH INSURANCE MATCH	(\$2,063.94)	(\$5,289.70)	\$5.79	\$1,236.68	\$14,721.31	\$8,194.93	14.059	44.333	55.667
1000- 04241010	WORKMEN'S COMPENSATION	\$0.00	\$0.00	\$0.00	\$253.67	\$254.06	\$0.39	0.000	99.846	0.154
1000- 04241011	UNEMPLOYMENT COMPENSATION	\$0.00	\$0.00	\$0.00	\$82.95	\$864.00	\$781.05	0.000	9.601	90.399
1000- 04241012	OTHER FRINGE BENEFITS(INCL HLTH IN:	\$0.00	\$0.00	\$0.00	\$50.00	\$150.00	\$100.00	0.000	33.333	66.667
1000- 04241017	VACATION-PERSONAL TIME BUYBACK	\$0.00	\$0.00	\$549.51	\$4,018.34	\$1,000.00	(\$3,018.34)	54.951	0.000	0.000
Group Totals:		(\$2,391.20)	(\$5,880.62)	\$12,636.84	\$72,897.38	\$184,057.76				
PERSONAL SERVICES		\$0.00	\$0.00	\$15,028.04	\$78,778.00		\$105,279.76	8.165	42.801	57.199
Group: 04243000 - 04243999		OTHER SERVICES & CHARGES								
1000- 04243100	OTHER MISCELLANEOUS	\$0.00	\$0.00	\$0.00	\$0.00	\$10.00	\$10.00	0.000	0.000	100.000
1000- 04243102	COMP SOFTWARE,SUPPORT/MAINT/REC	\$0.00	\$0.00	\$0.00	\$0.00	\$10.00	\$10.00	0.000	0.000	100.000
Group Totals:		\$0.00	\$0.00	\$0.00	\$0.00	\$20.00	\$20.00	0.000	0.000	100.000
OTHER SERVICES & CHARGES		\$0.00	\$0.00				\$20.00	0.000	0.000	100.000
1000 0424 Office Totals:		(\$2,391.20)	(\$5,880.62)	\$12,636.84	\$72,897.38	\$184,077.76				
DRUG TASK FORCE		\$0.00	\$0.00	\$15,028.04	\$78,778.00		\$105,299.76	8.164	42.796	57.204
Fund: 1000 COUNTY GENERAL		Office: 0425 DEP PROSECUTING ATTORNEY								
Group: 04250100 - 04251999		PERSONAL SERVICES								
1000- 04251001	SALARIES	(\$345.57)	(\$1,382.28)	\$15,154.90	\$86,302.90	\$169,165.07	\$81,479.89	8.841	50.012	49.988
1000- 04251006	SOCIAL SECURITY MATCH	\$0.00	\$0.00	\$1,514.11	\$6,995.40	\$12,941.13	\$5,945.73	11.289	52.156	47.844
1000- 04251007	RETIREMENT MATCH	\$0.00	\$0.00	\$3,089.12	\$14,350.57	\$25,916.09	\$11,565.52	11.501	53.427	46.573
1000- 04251009	HEALTH INSURANCE MATCH	(\$1,724.50)	(\$6,898.00)	\$7.72	\$3,495.32	\$20,858.35	\$10,465.03	8.305	49.828	50.172
1000- 04251010	WORKMEN'S COMPENSATION	\$0.00	\$0.00	\$0.00	\$1,334.95	\$1,337.00	\$2.05	0.000	99.847	0.153
1000- 04251011	UNEMPLOYMENT COMPENSATION	\$0.00	\$0.00	\$0.00	\$114.65	\$1,152.00	\$1,037.35	0.000	9.952	90.048
1000- 04251012	OTHER FRINGE BENEFITS(INCL HLTH IN:	\$0.00	\$0.00	\$50.00	\$50.00	\$200.00	\$150.00	25.000	25.000	75.000
1000- 04251017	VACATION-PERSONAL TIME BUYBACK	\$0.00	\$0.00	\$0.00	\$5,986.25	\$1,000.00	(\$4,986.25)	0.000	0.000	0.000
Group Totals:		(\$2,070.07)	(\$8,280.28)	\$19,815.85	\$118,630.04	\$232,569.64	\$105,659.32			
PERSONAL SERVICES		\$0.00	\$7,578.09	\$21,885.92	\$126,910.32	\$240,147.73	\$113,237.41	9.114	52.847	47.153
Group: 04252000 - 04252999		SUPPLIES								

2022 Budget Detail Report

Month: 6

Date Range: 06/01/2022 - 06/30/2022

Fund: 1000 - 6400

Dept: 0001 - 9999

Item: 00 - 9999

Line Item	Description	Month to Date Transfers Appropriations	Year to Date Transfers Appropriations	MTD Expenditures Adj MTD Expend.	YTD Expenditures Adj YTD Expend	Original Budget Adj. Budget	Balance Actual Balance	MTD % Used	YTD % Used	% Left
Fund: 1000 COUNTY GENERAL										
Group: 04252000 - 04252999 SUPPLIES										
1000 - 04252001		\$0.00	\$0.00	\$232.98	\$2,742.21	\$2,750.00				
	GENERAL OFFICE SUPPLIES	\$0.00	\$0.00				\$7.79	8.472	99.717	0.283
1000 - 04252002		\$0.00	\$0.00	\$214.82	\$1,762.34	\$4,750.00				
	SMALL EQUIPMENT	\$0.00	\$0.00				\$2,987.66	4.523	37.102	62.898
Group Totals:		\$0.00	\$0.00	\$447.80	\$4,504.55	\$7,500.00				
SUPPLIES		\$0.00	\$0.00				\$2,995.45	5.971	60.061	39.939
Group: 04253000 - 04253999 OTHER SERVICES & CHARGES										
1000 - 04253020		\$0.00	\$0.00	\$247.98	\$728.08	\$1,500.00				
	TELEPHONE & FAX-LANDLINE	\$0.00	\$0.00				\$771.92	16.532	48.539	51.461
1000 - 04253021		\$0.00	\$0.00	\$0.00	\$0.00	\$300.00				
	POSTAGE	\$0.00	\$0.00				\$300.00	0.000	0.000	100.000
1000 - 04253022		\$0.00	\$0.00	\$0.00	\$0.00	\$10.00				
	CELL PHONES & PAGERS	\$0.00	\$0.00				\$10.00	0.000	0.000	100.000
1000 - 04253023		\$0.00	\$0.00	\$0.00	\$0.00	\$10.00				
	INTERNET CONNECTION	\$0.00	\$0.00				\$10.00	0.000	0.000	100.000
1000 - 04253030		\$0.00	\$0.00	\$32.24	\$61.00	\$1,500.00				
	TRAVEL	\$0.00	\$0.00				\$1,439.00	2.149	4.067	95.933
1000 - 04253052		\$0.00	\$0.00	\$0.00	\$4,128.01	\$4,129.00				
	FIRE & EXTENDED COVERAGE	\$0.00	\$0.00				\$0.99	0.000	99.976	0.024
1000 - 04253053		\$0.00	\$0.00	\$0.00	\$889.00	\$889.00				
	FLEET LIABILITY	\$0.00	\$0.00				\$0.00	0.000	100.000	0.000
1000 - 04253054		\$0.00	\$0.00	\$0.00	\$0.00	\$6,000.00				
	OTHER SUNDRY INSURANCE	\$0.00	\$0.00				\$6,000.00	0.000	0.000	100.000
1000 - 04253055		\$0.00	\$0.00	\$0.00	\$606.71	\$606.71				
	GENERAL LIABILITY E.O.	\$0.00	\$0.00				\$0.00	0.000	100.000	0.000
1000 - 04253060		\$0.00	\$0.00	\$1,004.82	\$3,928.64	\$9,500.00				
	UTILITIES-ELECTRICITY	\$0.00	\$0.00				\$5,571.36	10.577	41.354	58.646
1000 - 04253061		\$0.00	\$0.00	\$12.37	\$245.67	\$400.00				
	UTILITIES - GAS	\$0.00	\$0.00				\$154.33	3.093	61.418	38.583
1000 - 04253073		\$0.00	\$0.00	\$442.35	\$2,326.30	\$5,400.00				
	LEASE MACHINERY & EQUIP(INCL COPY	\$0.00	\$0.00				\$3,073.70	8.192	43.080	56.920
1000 - 04253090		\$0.00	\$0.00	\$935.00	\$1,795.00	\$2,075.00				
	DUES MEMBERSHIPS SUB	\$0.00	\$0.00				\$280.00	45.060	86.506	13.494
1000 - 04253094		\$0.00	\$0.00	\$0.00	\$0.00	\$1,500.00				
	MEALS & LODGING	\$0.00	\$0.00				\$1,500.00	0.000	0.000	100.000
1000 - 04253100		\$0.00	\$0.00	\$214.94	\$344.61	\$300.00				
	OTHER MISCELLANEOUS	\$0.00	\$0.00				(\$44.61)	71.647	0.000	0.000
1000 - 04253101		\$0.00	\$0.00	\$0.00	\$0.00	\$2,500.00				
	TRAINING & EDUCATION	\$0.00	\$0.00				\$2,500.00	0.000	0.000	100.000
1000 - 04253102		\$0.00	\$0.00	\$0.00	\$162.64	\$7,019.40				
	COMP SOFTWARE, SUPPORT/MAINT/REI	\$0.00	\$0.00				\$6,856.76	0.000	2.317	97.683
Group Totals:		\$0.00	\$0.00	\$2,889.70	\$15,215.66	\$43,639.11				
OTHER SERVICES & CHARGES		\$0.00	\$0.00				\$28,423.45	6.622	34.867	65.133
Group: 04254000 - 04254999 CAPITAL OUTLAY										
1000 - 04254004		\$0.00	\$0.00	\$0.00	\$0.00	\$10.00				
	MACHINERY AND EQUIPMENT	\$0.00	\$0.00				\$10.00	0.000	0.000	100.000

2022 Budget Detail Report

Month: 6

Date Range: 06/01/2022 - 06/30/2022

Fund: 1000 - 6400

Dept: 0001 - 9999

Item: 00 - 9999

Line Item	Description	Month to Date Transfers Appropriations	Year to Date Transfers Appropriations	MTD Expenditures Adj MTD Expend.	YTD Expenditures Adj YTD Expend	Original Budget Adj. Budget	Balance Actual Balance	MTD % Used	YTD % Used	% Left
Fund: 1000 COUNTY GENERAL		Office: 0425 DEP PROSECUTING ATTORNEY								
Group: 04254000 - 04254999 CAPITAL OUTLAY										
Group Totals:		\$0.00	\$0.00	\$0.00	\$0.00	\$10.00				
CAPITAL OUTLAY		\$0.00	\$0.00				\$10.00	0.000	0.000	100.000
1000 0425	Office Totals:	(\$2,070.07)	(\$8,280.28)	\$23,153.35	\$138,350.25	\$283,718.75	\$137,088.22			
DEP PROSECUTING ATTORNEY		\$0.00	\$7,578.09	\$25,223.42	\$146,630.53	\$291,296.84	\$144,666.31	8.659	50.337	49.663
Fund: 1000 COUNTY GENERAL		Office: 0435 VICTIM WITNESS ASSISTANCE								
Group: 04350100 - 04351999 PERSONAL SERVICES										
1000 - 04351001		(\$767.36)	(\$2,773.54)	\$13,244.75	\$73,185.61	\$173,484.31				
SALARIES		\$0.00	\$0.00	\$14,012.11	\$75,959.15		\$97,525.16	8.077	43.784	56.216
1000 - 04351006		\$0.00	\$0.00	\$1,397.05	\$6,350.81	\$13,271.55				
SOCIAL SECURITY MATCH		\$0.00	\$0.00				\$6,920.74	10.527	47.853	52.147
1000 - 04351007		\$0.00	\$0.00	\$2,875.45	\$11,628.56	\$26,577.80				
RETIREMENT MATCH		\$0.00	\$0.00				\$14,949.24	10.819	43.753	56.247
1000 - 04351009		(\$2,071.32)	(\$7,255.60)	\$7.72	\$3,556.33	\$20,858.35				
HEALTH INSURANCE MATCH		\$0.00	\$0.00	\$2,079.04	\$10,811.93		\$10,046.42	9.967	51.835	48.165
1000 - 04351010		\$0.00	\$0.00	\$0.00	\$323.92	\$324.42				
WORKMEN'S COMPENSATION		\$0.00	\$0.00				\$0.50	0.000	99.846	0.154
1000 - 04351011		\$0.00	\$0.00	\$0.00	\$115.56	\$1,152.00				
UNEMPLOYMENT COMPENSATION		\$0.00	\$0.00				\$1,036.44	0.000	10.031	89.969
1000 - 04351012		\$0.00	\$0.00	\$0.00	\$0.00	\$200.00				
OTHER FRINGE BENEFITS(INCL HLTH IN:		\$0.00	\$0.00				\$200.00	0.000	0.000	100.000
1000 - 04351017		\$0.00	\$0.00	\$232.42	\$11,131.38	\$1,000.00				
VACATION-PERSONAL TIME BUYBACK		\$0.00	\$0.00				(\$10,131.38)	23.242	0.000	0.000
Group Totals:		(\$2,838.68)	(\$10,029.14)	\$17,757.39	\$106,292.17	\$236,868.43				
PERSONAL SERVICES		\$0.00	\$0.00	\$20,596.07	\$116,321.31		\$120,547.12	8.695	49.108	50.892
Group: 04353000 - 04353999 OTHER SERVICES & CHARGES										
1000 - 04353100		\$0.00	\$0.00	\$0.00	\$0.00	\$10.00				
OTHER MISCELLANEOUS		\$0.00	\$0.00				\$10.00	0.000	0.000	100.000
Group Totals:		\$0.00	\$0.00	\$0.00	\$0.00	\$10.00				
OTHER SERVICES & CHARGES		\$0.00	\$0.00				\$10.00	0.000	0.000	100.000
1000 0435	Office Totals:	(\$2,838.68)	(\$10,029.14)	\$17,757.39	\$106,292.17	\$236,878.43				
VICTIM WITNESS ASSISTANCE		\$0.00	\$0.00	\$20,596.07	\$116,321.31		\$120,557.12	8.695	49.106	50.894
Fund: 1000 COUNTY GENERAL		Office: 0500 OFFICE OF EMERG MANAGEMENT								
Group: 05000100 - 05001999 PERSONAL SERVICES										
1000 - 05001001		(\$559.94)	(\$2,239.76)	\$6,178.31	\$36,846.32	\$76,861.94				
SALARIES		\$0.00	\$0.00	\$6,738.25	\$39,086.08		\$37,775.86	8.767	50.852	49.148
1000 - 05001006		\$0.00	\$0.00	\$638.27	\$2,702.00	\$5,879.94				
SOCIAL SECURITY MATCH		\$0.00	\$0.00				\$3,177.94	10.855	45.953	54.047
1000 - 05001007		\$0.00	\$0.00	\$956.34	\$4,144.14	\$11,775.25				
RETIREMENT MATCH		\$0.00	\$0.00				\$7,631.11	8.122	35.194	64.806
1000 - 05001009		(\$774.56)	(\$3,098.24)	\$3.19	\$2,206.68	\$9,162.78				
HEALTH INSURANCE MATCH		\$0.00	\$0.00	\$777.75	\$5,304.92		\$3,857.86	8.488	57.896	42.104
1000 - 05001010		\$0.00	\$0.00	\$0.00	\$3,515.14	\$3,520.54				
WORKMEN'S COMPENSATION		\$0.00	\$0.00				\$5.40	0.000	99.847	0.153
1000 - 05001011		\$0.00	\$0.00	\$0.00	\$45.00	\$576.00				
UNEMPLOYMENT COMPENSATION		\$0.00	\$0.00				\$531.00	0.000	7.813	92.188

2022 Budget Detail Report

Month: 6

Date Range: 06/01/2022 - 06/30/2022

Fund: 1000 - 6400

Dept: 0001 - 9999

Item: 00 - 9999

Line Item	Description	Month to Date Transfers Appropriations	Year to Date Transfers Appropriations	MTD Expenditures Adj MTD Expend.	YTD Expenditures Adj YTD Expend	Original Budget Adj. Budget	Balance Actual Balance	MTD % Used	YTD % Used	% Left
Fund: 1000 COUNTY GENERAL										
Group: 05000100 - 05001999 PERSONAL SERVICES										
1000- 05001012		\$0.00	\$0.00	\$0.00	\$0.00	\$100.00				
	OTHER FRINGE BENEFITS(INCL HLTH IN:	\$0.00	\$0.00				\$100.00	0.000	0.000	100.000
1000- 05001017		\$0.00	\$0.00	\$0.00	\$0.00	\$1,000.00				
	VACATION-PERSONAL TIME BUYBACK	\$0.00	\$0.00				\$1,000.00	0.000	0.000	100.000
Group Totals:		(\$1,334.50)	(\$5,338.00)	\$7,776.11	\$49,459.28	\$108,876.45				
PERSONAL SERVICES		\$0.00	\$0.00	\$9,110.61	\$54,797.28		\$54,079.17	8.368	50.330	49.670
Group: 05002000 - 05002999 SUPPLIES										
1000- 05002001		\$0.00	\$0.00	\$0.00	\$651.02	\$2,000.00				
	GENERAL OFFICE SUPPLIES	\$0.00	\$0.00				\$1,348.98	0.000	32.551	67.449
1000- 05002002		\$0.00	\$0.00	\$382.92	\$3,631.28	\$12,000.00				
	SMALL EQUIPMENT	\$0.00	\$0.00				\$8,368.72	3.191	30.261	69.739
1000- 05002007		\$0.00	\$0.00	\$620.91	\$2,156.32	\$4,000.00				
	FUELS , OILS, & LUBRICANTS	\$0.00	\$0.00				\$1,843.68	15.523	53.908	46.092
1000- 05002023		\$0.00	\$0.00	\$0.00	\$3,198.12	\$5,000.00				
	PARTS AND REPAIRS	\$0.00	\$0.00				\$1,801.88	0.000	63.962	36.038
1000- 05002024		\$0.00	\$0.00	\$41.44	\$55.44	\$1,500.00				
	MAINTENANCE & SERVICE CONTRACTS	\$0.00	\$0.00				\$1,444.56	2.763	3.696	96.304
1000- 05002029		\$0.00	\$0.00	\$0.00	\$428.49	\$1,500.00				
	SMALL TOOLS (LESS THAN CAPITALIZA	\$0.00	\$0.00				\$1,071.51	0.000	28.566	71.434
Group Totals:		\$0.00	\$0.00	\$1,045.27	\$10,120.67	\$26,000.00				
SUPPLIES		\$0.00	\$0.00				\$15,879.33	4.020	38.926	61.074
Group: 05003000 - 05003999 OTHER SERVICES & CHARGES										
1000- 05003002		\$0.00	\$0.00	\$0.00	\$0.00	\$10.00				
	MANAGEMENT CONSULTING	\$0.00	\$0.00				\$10.00	0.000	0.000	100.000
1000- 05003009		\$0.00	\$0.00	\$0.00	\$0.00	\$3,000.00				
	OTHER PROFESSIONAL SERVICES	\$0.00	\$0.00				\$3,000.00	0.000	0.000	100.000
1000- 05003020		\$0.00	\$0.00	\$37.11	\$234.57	\$1,100.00				
	TELEPHONE & FAX-LANDLINE	\$0.00	\$0.00				\$865.43	3.374	21.325	78.675
1000- 05003021		\$0.00	\$0.00	\$0.00	\$0.00	\$150.00				
	POSTAGE	\$0.00	\$0.00				\$150.00	0.000	0.000	100.000
1000- 05003022		\$0.00	\$0.00	\$182.73	\$900.85	\$2,500.00				
	CELL PHONES & PAGERS	\$0.00	\$0.00				\$1,599.15	7.309	36.034	63.966
1000- 05003030		\$0.00	\$0.00	\$0.00	\$0.00	\$2,000.00				
	TRAVEL	\$0.00	\$0.00				\$2,000.00	0.000	0.000	100.000
1000- 05003040		\$0.00	\$0.00	\$0.00	\$161.57	\$500.00				
	ADVERTISING & PUBLICATION	\$0.00	\$0.00				\$338.43	0.000	32.314	67.686
1000- 05003052		\$0.00	\$0.00	\$0.00	\$4,434.06	\$3,733.00				
	FIRE & EXTENDED COVERAGE	\$0.00	\$0.00				(\$701.06)	0.000	0.000	0.000
1000- 05003053		\$0.00	\$0.00	\$0.00	\$2,423.00	\$2,423.00				
	FLEET LIABILITY	\$0.00	\$0.00				\$0.00	0.000	100.000	0.000
1000- 05003055		\$0.00	\$0.00	\$0.00	\$303.36	\$303.36				
	GENERAL LIABILITY E.O.	\$0.00	\$0.00				\$0.00	0.000	100.000	0.000
1000- 05003060		\$0.00	\$0.00	\$654.13	\$2,614.85	\$5,000.00				
	UTILITIES - ELECTRICITY	\$0.00	\$0.00				\$2,385.15	13.083	52.297	47.703
1000- 05003061		\$0.00	\$0.00	\$7.46	\$148.10	\$350.00				
	UTILITIES - GAS	\$0.00	\$0.00				\$201.90	2.131	42.314	57.686

2022 Budget Detail Report

Month: 6

Date Range: 06/01/2022 - 06/30/2022

Fund: 1000 - 6400

Dept: 0001 - 9999

Item: 00 - 9999

Line Item	Description	Month to Date Transfers Appropriations	Year to Date Transfers Appropriations	MTD Expenditures Adj MTD Expend.	YTD Expenditures Adj YTD Expend	Original Budget Adj. Budget	Balance Actual Balance	MTD % Used	YTD % Used	% Left
Fund: 1000 COUNTY GENERAL		Office: 0500 OFFICE OF EMERG MANAGEMENT								
Group: 05003000 - 05003999 OTHER SERVICES & CHARGES										
1000- 05003073	LEASE MACHINERY & EQUIP(INCL COPY	\$0.00	\$0.00	\$27.13	\$162.78	\$600.00	\$437.22	4.522	27.130	72.870
1000- 05003090	DUES MEMBERSHIPS SUB	\$0.00	\$0.00	\$480.00	\$480.00	\$1,500.00	\$1,020.00	32.000	32.000	68.000
1000- 05003094	MEALS & LODGING	\$0.00	\$0.00	\$555.84	\$555.84	\$1,500.00	\$944.16	37.056	37.056	62.944
1000- 05003100	OTHER MISCELLANEOUS	\$0.00	\$0.00	\$10.65	\$21.83	\$1,000.00	\$978.17	1.065	2.183	97.817
1000- 05003101	TRAINING & EDUCATION	\$0.00	\$0.00	\$0.00	\$200.00	\$1,500.00	\$1,300.00	0.000	13.333	86.667
1000- 05003102	COMP SOFTWARESUPPORT/MAINT/REC	\$0.00	\$0.00	\$2,522.68	\$3,092.81	\$7,000.00	\$3,907.19	36.038	44.183	55.817
Group Totals:		\$0.00	\$0.00	\$4,477.73	\$15,733.62	\$34,169.36	\$18,435.74	13.105	46.046	53.954
OTHER SERVICES & CHARGES		\$0.00	\$0.00				\$18,435.74	13.105	46.046	53.954
Group: 05004000 - 05004999 CAPITAL OUTLAY										
1000- 05004004	MACHINERY AND EQUIPMENT	\$0.00	\$0.00	\$0.00	\$0.00	\$5,000.00	\$5,000.00	0.000	0.000	100.000
Group Totals:		\$0.00	\$0.00	\$0.00	\$0.00	\$5,000.00	\$5,000.00	0.000	0.000	100.000
CAPITAL OUTLAY		\$0.00	\$0.00				\$5,000.00	0.000	0.000	100.000
1000 0500 Office Totals:		(\$1,334.50)	(\$5,338.00)	\$13,299.11	\$75,313.57	\$174,045.81				
OFFICE OF EMERG MANAGEMENT		\$0.00	\$0.00	\$14,633.61	\$80,651.57		\$93,394.24	8.408	46.339	53.661
Fund: 1000 COUNTY GENERAL		Office: 0800 VETERANS SERVICE								
Group: 08000100 - 08001999 PERSONAL SERVICES										
1000- 08001001	SALARIES	\$0.00	\$0.00	\$4,399.69	\$22,703.20	\$45,414.76	\$22,711.56	9.688	49.991	50.009
1000- 08001002	2 CLERK (PT) \$13 OR LESS HR LESS 80H	\$0.00	\$2,000.00	\$1,587.86	\$11,277.56	\$26,198.64	\$14,921.08	5.631	39.993	60.007
1000- 08001006	SOCIAL SECURITY MATCH	\$0.00	\$0.00	\$570.24	\$2,599.50	\$5,478.43	\$2,878.93	10.126	46.161	53.839
1000- 08001007	RETIREMENT MATCH	\$0.00	\$0.00	\$802.65	\$3,478.15	\$6,957.54	\$3,479.39	11.536	49.991	50.009
1000- 08001009	HEALTH INSURANCE MATCH	\$0.00	\$0.00	\$0.97	\$5.82	\$32.40	\$26.58	2.994	17.963	82.037
1000- 08001010	WORKMEN'S COMPENSATION	\$0.00	\$0.00	\$0.00	\$136.30	\$136.51	\$0.21	0.000	99.846	0.154
1000- 08001011	UNEMPLOYMENT COMPENSATION	\$0.00	\$0.00	\$0.00	\$46.14	\$864.00	\$817.86	0.000	5.340	94.660
1000- 08001017	VACATION-PERSONAL TIME BUYBACK	\$0.00	\$0.00	\$0.00	\$0.00	\$250.00	\$250.00	0.000	0.000	100.000
Group Totals:		\$0.00	\$0.00	\$7,361.41	\$40,246.67	\$85,332.28	\$45,085.61	8.414	46.004	53.996
PERSONAL SERVICES		\$0.00	\$2,153.00			\$87,485.28	\$47,238.61	8.414	46.004	53.996
Group: 08002000 - 08002999 SUPPLIES										
1000- 08002001	GENERAL OFFICE SUPPLIES	\$0.00	\$0.00	\$26.40	\$274.63	\$3,000.00	\$2,725.37	0.880	9.154	90.846

2022 Budget Detail Report

Month: 6

Date Range: 06/01/2022 - 06/30/2022

Fund: 1000 - 6400

Dept: 0001 - 9999

Item: 00 - 9999

Line Item	Description	Month to Date Transfers Appropriations	Year to Date Transfers Appropriations	MTD Expenditures Adj MTD Expend.	YTD Expenditures Adj YTD Expend	Original Budget Adj. Budget	Balance Actual Balance	MTD % Used	YTD % Used	% Left
Fund: 1000 COUNTY GENERAL		Office: 0800 VETERANS SERVICE								
Group: 08002000 - 08002999 SUPPLIES										
1000 - 08002002	SMALL EQUIPMENT	\$0.00	\$0.00	\$0.00	\$2,298.26	\$1,500.00	(\$798.26)	0.000	0.000	0.000
		\$0.00	\$0.00							
Group Totals:		\$0.00	\$0.00	\$26.40	\$2,572.89	\$4,500.00	\$1,927.11	0.587	57.175	42.825
SUPPLIES		\$0.00	\$0.00							
Group: 08003000 - 08003999 OTHER SERVICES & CHARGES										
1000 - 08003020	TELEPHONE & FAX-LANDLINE	\$0.00	\$0.00	\$83.49	\$504.47	\$800.00	\$295.53	10.436	63.059	36.941
		\$0.00	\$0.00							
1000 - 08003021	POSTAGE	\$0.00	\$0.00	\$0.00	\$0.00	\$165.00	\$165.00	0.000	0.000	100.000
		\$0.00	\$0.00							
1000 - 08003022	CELL PHONES & PAGERS	\$0.00	\$0.00	\$45.97	\$183.98	\$600.00	\$416.02	7.662	30.663	69.337
		\$0.00	\$0.00							
1000 - 08003023	INTERNET CONNECTION	\$0.00	\$0.00	\$41.23	\$206.15	\$600.00	\$393.85	6.872	34.358	65.642
		\$0.00	\$0.00							
1000 - 08003030	TRAVEL	\$0.00	\$0.00	\$0.00	\$0.00	\$1,500.00	\$1,500.00	0.000	0.000	100.000
		\$0.00	\$0.00							
1000 - 08003040	ADVERTISING & PUBLICATIONS	\$0.00	\$0.00	\$0.00	\$0.00	\$10.00	\$10.00	0.000	0.000	100.000
		\$0.00	\$0.00							
1000 - 08003052	FIRE AND EXTENDED COVERAGE	\$0.00	\$0.00	\$0.00	\$831.57	\$832.00	\$0.43	0.000	99.948	0.052
		\$0.00	\$0.00							
1000 - 08003055	GENERAL LIABILITY E.O.	\$0.00	\$0.00	\$0.00	\$151.68	\$151.68	\$0.00	0.000	100.000	0.000
		\$0.00	\$0.00							
1000 - 08003060	UTILITIES - ELECTRICITY	\$0.00	\$0.00	\$172.54	\$722.63	\$1,950.00	\$1,227.37	8.848	37.058	62.942
		\$0.00	\$0.00							
1000 - 08003061	UTILITIES - GAS	\$0.00	\$0.00	\$2.57	\$264.78	\$275.00	\$10.22	0.935	96.284	3.716
		\$0.00	\$0.00							
1000 - 08003073	LEASE MACHINERY & EQUIP (INCL COP'	\$0.00	\$0.00	\$0.00	\$0.00	\$500.00	\$500.00	0.000	0.000	100.000
		\$0.00	\$0.00							
1000 - 08003090	DUES, MEMBERSHIP, SUB	\$0.00	\$0.00	\$0.00	\$0.00	\$30.00	\$30.00	0.000	0.000	100.000
		\$0.00	\$0.00							
1000 - 08003094	MEALS & LODGING	\$0.00	\$0.00	\$0.00	\$0.00	\$750.00	\$750.00	0.000	0.000	100.000
		\$0.00	\$0.00							
1000 - 08003100	OTHER MISCELLANEOUS	\$0.00	\$0.00	\$0.00	\$45.97	\$300.00	\$254.03	0.000	15.323	84.677
		\$0.00	\$0.00							
1000 - 08003101	TRAINING & EDUCATION	\$0.00	\$0.00	\$0.00	\$0.00	\$500.00	\$500.00	0.000	0.000	100.000
		\$0.00	\$0.00							
1000 - 08003102	COMP SOFTWARESUPPORT/MAINT/REC	\$0.00	\$0.00	\$34.02	\$966.04	\$1,100.00	\$133.96	3.093	87.822	12.178
		\$0.00	\$0.00							
Group Totals:		\$0.00	\$0.00	\$379.82	\$3,877.27	\$10,063.68	\$6,186.41	3.774	38.527	61.473
OTHER SERVICES & CHARGES		\$0.00	\$0.00							
1000 0800	Office Totals:	\$0.00	\$0.00	\$7,767.63	\$46,696.83	\$99,895.96	\$53,199.13			
VETERANS SERVICE		\$0.00	\$2,153.00			\$102,048.96	\$55,352.13	7.612	45.759	54.241
Fund: 1000 COUNTY GENERAL		Office: 0801 COUNTY EXTENSION OFFICE								
Group: 08013000 - 08013999 OTHER SERVICES & CHARGES										
1000 - 08013009	OTHER PROFESSIONAL SERVICES	\$0.00	\$0.00	\$0.00	\$30,000.00	\$120,000.00	\$90,000.00	0.000	25.000	75.000
		\$0.00	\$0.00							

2022 Budget Detail Report

Month: 6

Date Range: 06/01/2022 - 06/30/2022

Fund: 1000 - 6400

Dept: 0001 - 9999

Item: 00 - 9999

Line Item	Description	Month to Date Transfers Appropriations	Year to Date Transfers Appropriations	MTD Expenditures Adj MTD Expend.	YTD Expenditures Adj YTD Expend	Original Budget Adj. Budget	Balance Actual Balance	MTD % Used	YTD % Used	% Left
Fund: 1000 COUNTY GENERAL				Office: 0801		COUNTY EXTENSION OFFICE				
Group: 08013000 - 08013999		OTHER SERVICES & CHARGES								
1000- 08013020	TELEPHONE & FAX-LANDLINE	\$0.00	\$0.00	\$93.13	\$562.74	\$1,100.00	\$537.26	8.466	51.158	48.842
1000- 08013022	CELL PHONE & PAGERS	\$0.00	\$0.00	\$174.40	\$872.20	\$2,000.00	\$1,127.80	8.720	43.610	56.390
1000- 08013052	FIRE & EXTENDED COVERAGE	\$0.00	\$0.00	\$0.00	\$1,938.92	\$1,939.00	\$0.08	0.000	99.996	0.004
1000- 08013060	UTILITIES - ELECTRICITY	\$0.00	\$0.00	\$491.19	\$2,108.96	\$5,720.00	\$3,611.04	8.587	36.870	63.130
1000- 08013100	OTHER MISCELLANEOUS	\$0.00	\$0.00	\$0.00	\$0.00	\$10.00	\$10.00	0.000	0.000	100.000
Group Totals:		\$0.00	\$0.00	\$758.72	\$35,482.82	\$130,769.00				
OTHER SERVICES & CHARGES		\$0.00	\$0.00				\$95,286.18	0.580	27.134	72.866
1000 0801	Office Totals:	\$0.00	\$0.00	\$758.72	\$35,482.82	\$130,769.00				
COUNTY EXTENSION OFFICE		\$0.00	\$0.00				\$95,286.18	0.580	27.134	72.866
Fund: 1000 COUNTY GENERAL				Office: 0802		PAUPERS AND WELFARE				
Group: 08023000 - 08023999		OTHER SERVICES & CHARGES								
1000- 08023095	PAUPERS AND WELFARE	\$0.00	\$0.00	\$250.00	\$1,500.00	\$10,000.00	\$8,500.00	2.500	15.000	85.000
Group Totals:		\$0.00	\$0.00	\$250.00	\$1,500.00	\$10,000.00				
OTHER SERVICES & CHARGES		\$0.00	\$0.00				\$8,500.00	2.500	15.000	85.000
1000 0802	Office Totals:	\$0.00	\$0.00	\$250.00	\$1,500.00	\$10,000.00				
PAUPERS AND WELFARE		\$0.00	\$0.00				\$8,500.00	2.500	15.000	85.000
Fund: 1000 COUNTY GENERAL				Office: 0804		CONSOLIDATED YOUTH SERVICES				
Group: 08043000 - 08043999		OTHER SERVICES & CHARGES								
1000- 08043009	OTHER PROFESSIONAL SERVICES	\$0.00	\$0.00	\$0.00	\$0.00	\$560.50	\$560.50	0.000	0.000	100.000
Group Totals:		\$0.00	\$0.00	\$0.00	\$0.00	\$560.50				
OTHER SERVICES & CHARGES		\$0.00	\$0.00				\$560.50	0.000	0.000	100.000
1000 0804	Office Totals:	\$0.00	\$0.00	\$0.00	\$0.00	\$560.50				
CONSOLIDATED YOUTH SERVICES		\$0.00	\$0.00				\$560.50	0.000	0.000	100.000
Fund: 1000 COUNTY GENERAL				Office: 0805		SENIOR CITIZENS				
Group: 08053000 - 08053999		OTHER SERVICES & CHARGES								
1000- 08053009	OTHER PROFESSIONAL SERVICES	\$0.00	\$0.00	\$0.00	\$2,500.00	\$2,500.00	\$0.00	0.000	100.000	0.000
Group Totals:		\$0.00	\$0.00	\$0.00	\$2,500.00	\$2,500.00				
OTHER SERVICES & CHARGES		\$0.00	\$0.00				\$0.00	0.000	100.000	0.000
1000 0805	Office Totals:	\$0.00	\$0.00	\$0.00	\$2,500.00	\$2,500.00				
SENIOR CITIZENS		\$0.00	\$0.00				\$0.00	0.000	100.000	0.000
Fund: 1000 COUNTY GENERAL				Office: 0808		DISABLED AMERICAN VETERENS				
Group: 08083000 - 08083999		OTHER SERVICES & CHARGES								
1000- 08083009	OTHER PROFESSIONAL SERVICES	\$0.00	\$0.00	\$0.00	\$0.00	\$5,000.00	\$5,000.00	0.000	0.000	100.000

2022 Budget Detail Report

Month: 6

Date Range: 06/01/2022 - 06/30/2022

Fund: 1000 - 6400

Dept: 0001 - 9999

Item: 00 - 9999

Line Item	Description	Month to Date Transfers Appropriations	Year to Date Transfers Appropriations	MTD Expenditures Adj MTD Expend.	YTD Expenditures Adj YTD Expend	Original Budget Adj. Budget	Balance Actual Balance	MTD % Used	YTD % Used	% Left
Fund: 1000 COUNTY GENERAL				Office: 0808		DISABLED AMERICAN VETERENS				
Group: 08083000 - 08083999		OTHER SERVICES & CHARGES								
Group Totals:		\$0.00	\$0.00	\$0.00	\$0.00	\$5,000.00				
OTHER SERVICES & CHARGES		\$0.00	\$0.00				\$5,000.00	0.000	0.000	100.000
1000 0808	Office Totals:	\$0.00	\$0.00	\$0.00	\$0.00	\$5,000.00				
DISABLED AMERICAN VETERENS		\$0.00	\$0.00				\$5,000.00	0.000	0.000	100.000
Fund: 1000 COUNTY GENERAL				Office: 8888		INTERFUND TRANSFER				
Group: 88889990 - 88889999		TRANSFERS								
1000 - 88889999		\$0.00	\$729.26	\$0.00	\$0.00	\$0.00				
INTERFUND TRANSFER		\$0.00	\$0.00		(\$729.26)		\$729.26	0.000	0.000	100.000
Group Totals:		\$0.00	\$729.26	\$0.00	\$0.00	\$0.00				
TRANSFERS		\$0.00	\$0.00		(\$729.26)		\$729.26	0.000	0.000	100.000
1000 8888	Office Totals:	\$0.00	\$729.26	\$0.00	\$0.00	\$0.00				
INTERFUND TRANSFER		\$0.00	\$0.00		(\$729.26)		\$729.26	0.000	0.000	100.000
Fund Totals:		(\$133,414.66)	(\$511,205.05)	\$1,433,748.05	\$8,480,348.63	\$18,735,925.73	\$9,744,372.05			
COUNTY GENERAL		\$6,922.18	\$33,231.37	\$1,567,162.71	\$8,991,553.68	\$18,769,157.10	\$9,777,603.42	8.350	47.906	52.094
Fund: 1002 EMPLOYEE INSURANCE FUND				Office: 0300		COUNTY HEALTH				
Group: 03000100 - 03001999		PERSONAL SERVICES								
1002 - 03001009		\$176,292.18	\$680,311.23	\$178,421.74	\$830,220.73	\$0.00	(\$149,909.50)			
HEALTH INSURANCE MATCH		\$0.00	\$2,311,700.00	\$2,129.56	\$149,909.50	\$2,311,700.00	\$2,161,790.50	0.092	6.485	93.515
Group Totals:		\$176,292.18	\$680,311.23	\$178,421.74	\$830,220.73	\$0.00	(\$149,909.50)			
PERSONAL SERVICES		\$0.00	\$2,311,700.00	\$2,129.56	\$149,909.50	\$2,311,700.00	\$2,161,790.50	0.092	6.485	93.515
1002 0300	Office Totals:	\$176,292.18	\$680,311.23	\$178,421.74	\$830,220.73	\$0.00	(\$149,909.50)			
COUNTY HEALTH		\$0.00	\$2,311,700.00	\$2,129.56	\$149,909.50	\$2,311,700.00	\$2,161,790.50	0.092	6.485	93.515
Fund: 1002 EMPLOYEE INSURANCE FUND				Office: 8888		INTERFUND TRANSFERS				
Group: 88889990 - 88889999		TRANSFERS								
1002 - 88889999		\$0.00	\$0.00	\$0.00	\$0.00	\$0.00				
INTERFUND TRANSFERS		\$0.00	\$0.00				\$0.00	0.000	0.000	100.000
Group Totals:		\$0.00	\$0.00	\$0.00	\$0.00	\$0.00				
TRANSFERS		\$0.00	\$0.00				\$0.00	0.000	0.000	100.000
1002 8888	Office Totals:	\$0.00	\$0.00	\$0.00	\$0.00	\$0.00				
INTERFUND TRANSFERS		\$0.00	\$0.00				\$0.00	0.000	0.000	100.000
Fund Totals:		\$176,292.18	\$680,311.23	\$178,421.74	\$830,220.73	\$0.00	(\$149,909.50)			
EMPLOYEE INSURANCE FUND		\$0.00	\$2,311,700.00	\$2,129.56	\$149,909.50	\$2,311,700.00	\$2,161,790.50	0.092	6.485	93.515
Fund: 1888 AWIN INFRASTRUCTURE FUND				Office: 0500		AWIN COMMUNICATIONS UPGRADE				
Group: 05002000 - 05002999		SUPPLIES								
1888 - 05002001		\$0.00	\$0.00	\$0.00	\$0.00	\$10,000.00				
GENERAL SUPPLIES (CONSUMED OR AI		\$0.00	\$0.00				\$10,000.00	0.000	0.000	100.000
1888 - 05002002		\$0.00	\$0.00	\$0.00	\$0.00	\$75,000.00				
SMALL EQUIPMENT		\$0.00	\$0.00				\$75,000.00	0.000	0.000	100.000
Group Totals:		\$0.00	\$0.00	\$0.00	\$0.00	\$85,000.00				
SUPPLIES		\$0.00	\$0.00				\$85,000.00	0.000	0.000	100.000

2022 Budget Detail Report

Month: 6

Date Range: 06/01/2022 - 06/30/2022

Fund: 1000 - 6400

Dept: 0001 - 9999

Item: 00 - 9999

Line Item	Description	Month to Date Transfers Appropriations	Year to Date Transfers Appropriations	MTD Expenditures Adj MTD Expend.	YTD Expenditures Adj YTD Expend	Original Budget Adj. Budget	Balance Actual Balance	MTD % Used	YTD % Used	% Left
Fund: 1888 AWIN INFRASTRUCTURE FUND										
Office: 0500 AWIN COMMUNICATIONS UPGRADE										
Group: 05003000 - 05003999 OTHER SERVICES & CHARGES										
1888 - 05003009		\$0.00	\$0.00	\$0.00	\$0.00	\$5,000.00				
	OTHER PROFESSIONAL SERVICES	\$0.00	\$0.00				\$5,000.00	0.000	0.000	100.000
1888 - 05003100		\$0.00	\$0.00	\$0.00	\$0.00	\$10,000.00				
	OTHER MISCELLANEOUS	\$0.00	\$0.00				\$10,000.00	0.000	0.000	100.000
1888 - 05003102		\$0.00	\$0.00	\$109,975.76	\$109,975.76	\$50,000.00				
	COMP SOFTWARE /SUPPORT/ MAINT/RE	\$0.00	\$0.00				(\$59,975.76)	0.000	0.000	0.000
Group Totals:		\$0.00	\$0.00	\$109,975.76	\$109,975.76	\$65,000.00				
OTHER SERVICES & CHARGES		\$0.00	\$0.00				(\$44,975.76)	169.193	169.193	-69.193
Group: 05004000 - 05004999 CAPITAL OUTLAY										
1888 - 05004004		\$0.00	\$0.00	\$263,941.84	\$263,941.84	\$300,000.00				
	MACHINERY AND EQUIPMENT	\$0.00	\$0.00				\$36,058.16	87.981	87.981	12.019
Group Totals:		\$0.00	\$0.00	\$263,941.84	\$263,941.84	\$300,000.00				
CAPITAL OUTLAY		\$0.00	\$0.00				\$36,058.16	87.981	87.981	12.019
1888 0500 Office Totals:		\$0.00	\$0.00	\$373,917.60	\$373,917.60	\$450,000.00				
AWIN COMMUNICATIONS UPGRADE		\$0.00	\$0.00				\$76,082.40	83.093	83.093	16.907
Fund: 1888 AWIN INFRASTRUCTURE FUND										
Office: 8888 FUND TO FUND TRANSFERS										
Group: 88889990 - 88889999 TRANSFERS										
1888 - 88889999		\$0.00	\$0.00	\$0.00	\$0.00	\$0.00				
	FUND TO FUND TRANSFERS	\$0.00	\$0.00				\$0.00	0.000	0.000	100.000
Group Totals:		\$0.00	\$0.00	\$0.00	\$0.00	\$0.00				
TRANSFERS		\$0.00	\$0.00				\$0.00	0.000	0.000	100.000
1888 8888 Office Totals:		\$0.00	\$0.00	\$0.00	\$0.00	\$0.00				
FUND TO FUND TRANSFERS		\$0.00	\$0.00				\$0.00	0.000	0.000	100.000
1888 Fund Totals:		\$0.00	\$0.00	\$373,917.60	\$373,917.60	\$450,000.00				
AWIN INFRASTRUCTURE FUND		\$0.00	\$0.00				\$76,082.40	83.093	83.093	16.907
Fund: 1892 CAPITAL ACCOUNT FUND										
Office: 0127 CONSTRUCTION (GENERAL REVENUE)										
Group: 01272000 - 01272999 SUPPLIES										
1892 - 01272002		\$0.00	\$0.00	\$0.00	\$1,536.99	\$70,000.00				
	SMALL EQUIPMENT 9LES THAN CAPITAL	\$0.00	\$0.00				\$68,463.01	0.000	2.196	97.804
1892 - 01272020		\$0.00	\$0.00	\$0.00	\$0.00	\$100.00				
	BUILDING MATERIAL & SUPPLIES	\$0.00	\$0.00				\$100.00	0.000	0.000	100.000
1892 - 01272022		\$0.00	\$0.00	\$0.00	\$0.00	\$100.00				
	PLUMBING AND ELECTRICAL	\$0.00	\$0.00				\$100.00	0.000	0.000	100.000
Group Totals:		\$0.00	\$0.00	\$0.00	\$1,536.99	\$70,200.00				
SUPPLIES		\$0.00	\$0.00				\$68,663.01	0.000	2.189	97.811
Group: 01273000 - 01273999 OTHER SERVICES & CHARGES										
1892 - 01273004		\$0.00	\$0.00	\$0.00	\$0.00	\$50,000.00				
	ENGINEERING & ARCHITECTURAL	\$0.00	\$0.00				\$50,000.00	0.000	0.000	100.000
1892 - 01273009		\$0.00	\$0.00	\$0.00	\$0.00	\$100.00				
	OTHER PROFESSIONAL SERVICES	\$0.00	\$0.00				\$100.00	0.000	0.000	100.000
1892 - 01273040		\$0.00	\$0.00	\$0.00	\$0.00	\$100.00				
	ADVERTISING & PUBLICATIONS	\$0.00	\$0.00				\$100.00	0.000	0.000	100.000

2022 Budget Detail Report

Month: 6

Date Range: 06/01/2022 - 06/30/2022

Fund: 1000 - 6400

Dept: 0001 - 9999

Item: 00 - 9999

Line Item	Description	Month to Date Transfers Appropriations	Year to Date Transfers Appropriations	MTD Expenditures Adj MTD Expend.	YTD Expenditures Adj YTD Expend	Original Budget Adj. Budget	Balance Actual Balance	MTD % Used	YTD % Used	% Left
Fund: 1892 CAPITAL ACCOUNT FUND										
Office: 0127 CONSTRUCTION (GENERAL REVENUE)										
Group: 01273000 - 01273999 OTHER SERVICES & CHARGES										
1892 - 01273054	OTHER SUNDRY	\$0.00	\$0.00	\$0.00	\$0.00	\$100.00	\$100.00	0.000	0.000	100.000
1892 - 01273100	OTHER MISCELLANEOUS	\$0.00	\$0.00	\$0.00	\$0.00	\$100.00	\$100.00	0.000	0.000	100.000
Group Totals:		\$0.00	\$0.00	\$0.00	\$0.00	\$50,400.00	\$50,400.00	0.000	0.000	100.000
OTHER SERVICES & CHARGES		\$0.00	\$0.00				\$50,400.00	0.000	0.000	100.000
Group: 01274000 - 01274999 CAPITAL OUTLAY										
1892 - 01274002	BUILDINGS AND IMPROVEMENTS	\$0.00	\$0.00	\$0.00	\$0.00	\$50,000.00	\$50,000.00	0.000	0.000	100.000
1892 - 01274003	IMPROVEMENTS OTHER THAN BUILDING	\$0.00	\$0.00	\$0.00	\$0.00	\$100.00	\$100.00	0.000	0.000	100.000
1892 - 01274004	MACHINERY AND EQUIPMENT	\$0.00	\$0.00	\$0.00	\$0.00	\$10,000.00	\$10,000.00	0.000	0.000	100.000
1892 - 01274006	CONSTRUCTION IN PROGRESS	\$0.00	\$0.00	\$0.00	\$0.00	\$400,000.00	\$400,000.00	0.000	0.000	100.000
Group Totals:		\$0.00	\$0.00	\$0.00	\$0.00	\$460,100.00	\$460,100.00	0.000	0.000	100.000
CAPITAL OUTLAY		\$0.00	\$0.00				\$460,100.00	0.000	0.000	100.000
Office Totals:		\$0.00	\$0.00	\$0.00	\$1,536.99	\$580,700.00	\$579,163.01	0.000	0.265	99.735
CONSTRUCTION (GENERAL REVENUE)		\$0.00	\$0.00							
Fund: 1892 CAPITAL ACCOUNT FUND										
Office: 8888 INTERFUND TRANSFER										
Group: 88889990 - 88889999 TRANSFERS										
1892 - 88889999	INTERFUND TRANSFER	\$0.00	\$119,156.95	\$0.00	\$0.00	\$0.00	\$119,156.95	0.000	0.000	100.000
Group Totals:		\$0.00	\$119,156.95	\$0.00	\$0.00	\$0.00	\$119,156.95	0.000	0.000	100.000
TRANSFERS		\$0.00	\$0.00		(\$119,156.95)		\$119,156.95	0.000	0.000	100.000
Office Totals:		\$0.00	\$119,156.95	\$0.00	\$0.00	\$0.00	\$119,156.95	0.000	0.000	100.000
INTERFUND TRANSFER		\$0.00	\$0.00		(\$119,156.95)		\$119,156.95	0.000	0.000	100.000
Fund Totals:		\$0.00	\$119,156.95	\$0.00	\$1,536.99	\$580,700.00	\$698,319.96	0.000	-20.255	120.255
CAPITAL ACCOUNT FUND		\$0.00	\$0.00		(\$117,619.96)					
Fund: 2000 COUNTY ROAD DEPARTMENT FUND										
Office: 0200 ROAD DEPARTMENT (SPECIAL REV)										
Group: 02000100 - 02001999 PERSONAL SERVICES										
2000 - 02001001	SALARIES	(\$7,167.36)	(\$27,782.45)	\$208,713.11	\$1,127,576.05	\$2,561,125.59	\$1,405,767.09	8.429	45.111	54.889
2000 - 02001002	GEN LABORER(PT)(LESS THAN 80 HRS/W	\$0.00	\$0.00	\$215,880.47	\$1,155,358.50	\$20,000.00	\$20,000.00	0.000	0.000	100.000
2000 - 02001006	SOCIAL SECURITY MATCH	\$0.00	\$0.00	\$20,093.54	\$83,325.36	\$197,456.11	\$114,130.75	10.176	42.199	57.801
2000 - 02001007	RETIREMENT MATCH	\$0.00	\$0.00	\$41,872.24	\$176,370.45	\$392,364.44	\$215,993.99	10.672	44.951	55.049
2000 - 02001009	HEALTH INSURANCE MATCH	(\$26,213.80)	(\$101,413.56)	\$102.88	\$50,998.83	\$346,494.73	\$194,082.34	7.595	43.987	56.013
2000 - 02001010	WORKMEN'S COMPENSATION	\$0.00	\$0.00	\$26,316.68	\$152,412.39	\$107,013.11	\$164.25	0.000	99.847	0.153

2022 Budget Detail Report

Month: 6

Date Range: 06/01/2022 - 06/30/2022

Fund: 1000 - 6400

Dept: 0001 - 9999

Item: 00 - 9999

Line Item	Description	Month to Date Transfers Appropriations	Year to Date Transfers Appropriations	MTD Expenditures Adj MTD Expend.	YTD Expenditures Adj YTD Expend	Original Budget Adj. Budget	Balance Actual Balance	MTD % Used	YTD % Used	% Left
Fund: 2000 COUNTY ROAD DEPARTMENT FUND				Office: 0200 ROAD DEPARTMENT (SPECIAL REV)						
Group: 02000100 - 02001999 PERSONAL SERVICES										
2000 - 02001011		\$0.00	\$0.00	\$0.00	\$1,419.97	\$16,992.00				
	UNEMPLOYMENT COMPENSATION	\$0.00	\$0.00				\$15,572.03	0.000	8.357	91.643
2000 - 02001012		\$0.00	\$0.00	\$50.00	\$350.00	\$3,400.00				
	OTHER FRINGE BENEFITS(INCL HLTH IN:	\$0.00	\$0.00				\$3,050.00	1.471	10.294	89.706
2000 - 02001017		\$0.00	\$0.00	\$157.12	\$25,033.32	\$1,000.00				
	VACATION-PERSONAL TIME BUYBACK	\$0.00	\$0.00				(\$24,033.32)	15.712	0.000	0.000
Group Totals:		(\$33,381.16)	(\$129,196.01)	\$270,988.89	\$1,571,922.84	\$3,645,845.98				
PERSONAL SERVICES		\$0.00	\$0.00	\$304,370.05	\$1,701,118.85		\$1,944,727.13	8.348	46.659	53.341
Group: 02002000 - 02002999 SUPPLIES										
2000 - 02002001		\$0.00	\$0.00	\$824.11	\$4,457.94	\$13,000.00				
	GENERAL OFFICE SUPPLIES	\$0.00	\$0.00				\$8,542.06	6.339	34.292	65.708
2000 - 02002002		\$0.00	\$0.00	\$0.00	\$1,547.84	\$10,000.00				
	SMALL EQUIPMENT	\$0.00	\$0.00				\$8,452.16	0.000	15.478	84.522
2000 - 02002003		\$0.00	\$0.00	\$2,440.84	\$8,480.04	\$17,000.00				
	JANITORIAL SUPPLIES	\$0.00	\$0.00				\$8,519.96	14.358	49.883	50.117
2000 - 02002006		\$0.00	\$0.00	\$2,554.11	\$11,254.82	\$25,000.00				
	CLOTHING AND UNIFORMS	\$0.00	\$0.00				\$13,745.18	10.216	45.019	54.981
2000 - 02002007		\$0.00	\$0.00	\$68,045.17	\$283,988.16	\$550,000.00				
	FUEL OIL LUBRICANTS	\$0.00	\$0.00				\$266,011.84	12.372	51.634	48.366
2000 - 02002008		\$0.00	\$0.00	\$2,883.63	\$37,884.34	\$125,000.00				
	TIRES AND TUBES	\$0.00	\$0.00				\$87,115.66	2.307	30.307	69.693
2000 - 02002020		\$0.00	\$0.00	\$0.00	\$0.00	\$2,000.00				
	BUILDING MATERIALS AND SUPPLIES	\$0.00	\$0.00				\$2,000.00	0.000	0.000	100.000
2000 - 02002021		\$0.00	\$0.00	\$0.00	\$9,753.48	\$5,000.00				
	PAINTS AND METALS	\$0.00	\$0.00				(\$4,753.48)	0.000	0.000	0.000
2000 - 02002022		\$0.00	\$0.00	\$0.00	\$0.00	\$4,000.00				
	PLUMBING & ELECTRICAL	\$0.00	\$0.00				\$4,000.00	0.000	0.000	100.000
2000 - 02002023		\$0.00	\$0.00	\$72,692.03	\$169,494.32	\$300,000.00				
	PARTS AND REPAIRS	\$0.00	\$0.00				\$130,505.68	24.231	56.498	43.502
2000 - 02002024		\$0.00	\$0.00	\$0.00	\$774.69	\$500,000.00				
	MAINTENANCE & SERVICE CONTRACTS	\$0.00	\$0.00				\$499,225.31	0.000	0.155	99.845
2000 - 02002025		\$0.00	\$0.00	\$319,045.68	\$341,821.92	\$975,000.00				
	ASPHALT	\$0.00	\$0.00				\$633,178.08	32.723	35.059	64.941
2000 - 02002026		\$0.00	\$0.00	\$97.02	\$30,317.60	\$125,000.00				
	CULVERT AND PIPE	\$0.00	\$0.00				\$94,682.40	0.078	24.254	75.746
2000 - 02002027		\$0.00	\$0.00	\$13,853.76	\$73,543.58	\$375,000.00				
	GRAVEL DIRT AND SAND	\$0.00	\$0.00				\$301,456.42	3.694	19.612	80.388
2000 - 02002029		\$0.00	\$0.00	\$0.00	\$0.00	\$3,000.00				
	SMALL TOOLS	\$0.00	\$0.00				\$3,000.00	0.000	0.000	100.000
2000 - 02002030		\$0.00	\$0.00	\$958.60	\$6,985.78	\$50,000.00				
	CONCRETE	\$0.00	\$0.00				\$43,014.22	1.917	13.972	86.028
2000 - 02002031		\$0.00	\$0.00	\$452.61	\$783.42	\$65,955.98				
	BRIDGES & STEEL	\$0.00	\$0.00				\$65,172.56	0.686	1.188	98.812
Group Totals:		\$0.00	\$0.00	\$483,847.56	\$981,087.93	\$3,144,955.98				
SUPPLIES		\$0.00	\$0.00				\$2,163,868.05	15.385	31.196	68.804
Group: 02003000 - 02003999 OTHER SERVICES & CHARGES										

2022 Budget Detail Report

Month: 6

Date Range: 06/01/2022 - 06/30/2022

Fund: 1000 - 6400

Dept: 0001 - 9999

Item: 00 - 9999

Line Item	Description	Month to Date Transfers Appropriations	Year to Date Transfers Appropriations	MTD Expenditures Adj MTD Expend.	YTD Expenditures Adj YTD Expend	Original Budget Adj. Budget	Balance Actual Balance	MTD % Used	YTD % Used	% Left
Fund: 2000 COUNTY ROAD DEPARTMENT FUND										
Group: 02003000 - 02003999 OTHER SERVICES & CHARGES										
2000 - 02003002	MANAGEMENT CONSULTING	\$0.00	\$0.00	\$0.00	\$0.00	\$500.00	\$500.00	0.000	0.000	100.000
2000 - 02003004	ENGINEERING & INSPECTIONS	\$0.00	\$0.00	\$7,478.22	\$7,939.35	\$20,000.00	\$12,060.65	37.391	39.697	60.303
2000 - 02003005	SPECIAL LEGAL	\$0.00	\$0.00	\$0.00	\$0.00	\$3,000.00	\$3,000.00	0.000	0.000	100.000
2000 - 02003007	DRUG TESTING	\$0.00	\$0.00	\$0.00	\$42.50	\$1,200.00	\$1,157.50	0.000	3.542	96.458
2000 - 02003009	OTHER PROFESSIONAL SERVICES	\$0.00	\$0.00	\$40.00	\$320.00	\$10,000.00	\$9,680.00	0.400	3.200	96.800
2000 - 02003020	TELEPHONE & FAX-LANDLINE	\$0.00	\$0.00	\$170.13	\$1,026.74	\$2,500.00	\$1,473.26	6.805	41.070	58.930
2000 - 02003021	POSTAGE	\$0.00	\$0.00	\$0.00	\$0.00	\$360.00	\$360.00	0.000	0.000	100.000
2000 - 02003022	CELL PHONES & PAGERS	\$0.00	\$0.00	\$518.46	\$2,592.80	\$4,500.00	\$1,907.20	11.521	57.618	42.382
2000 - 02003023	INTERNET CONNECTION	\$0.00	\$0.00	\$190.69	\$1,145.50	\$5,000.00	\$3,854.50	3.814	22.910	77.090
2000 - 02003030	TRAVEL	\$0.00	\$0.00	\$0.00	\$0.00	\$500.00	\$500.00	0.000	0.000	100.000
2000 - 02003040	ADVERTISING & PUBLICATIONS	\$0.00	(\$77.35)	\$0.00	\$155.35	\$500.00	\$267.30	0.000	46.540	53.460
2000 - 02003052	FIRE & EXTENDED COVERAGE	\$0.00	\$0.00	\$0.00	\$12,646.68	\$12,646.00	(\$0.68)	0.000	0.000	0.000
2000 - 02003053	FLEET LIABILITY	\$0.00	\$0.00	\$0.00	\$73,943.82	\$69,264.00	(\$4,679.82)	0.000	0.000	0.000
2000 - 02003055	GENERAL LIABILITY E.O.	\$0.00	\$0.00	\$0.00	\$29,198.05	\$29,198.05	\$0.00	0.000	100.000	0.000
2000 - 02003060	UTILITIES - ELECTRICITY	\$0.00	\$0.00	\$1,361.49	\$7,261.96	\$14,000.00	\$6,738.04	9.725	51.871	48.129
2000 - 02003061	UTILITIES - GAS	\$0.00	\$0.00	\$219.18	\$13,028.88	\$13,000.00	(\$28.88)	1.686	0.000	0.000
2000 - 02003062	UTILITIES -WATER	\$0.00	\$0.00	\$103.17	\$510.19	\$2,000.00	\$1,489.81	5.159	25.510	74.491
2000 - 02003063	WASTE DISPOSAL	\$0.00	\$0.00	\$202.67	\$871.96	\$2,400.00	\$1,528.04	8.445	36.332	63.668
2000 - 02003073	LEASE MACHINERY & EQUIP(INCL COPY	\$0.00	\$0.00	\$62.77	\$1,486.60	\$9,000.00	\$7,513.40	0.697	16.518	83.482
2000 - 02003094	MEALS & LODGING	\$0.00	\$0.00	\$0.00	\$0.00	\$500.00	\$500.00	0.000	0.000	100.000
2000 - 02003100	OTHER MISCELLANEOUS	\$0.00	\$0.00	\$9,868.03	\$19,119.88	\$50,000.00	\$30,880.12	19.736	38.240	61.760
2000 - 02003101	TRAINING	\$0.00	\$0.00	\$0.00	\$0.00	\$1,000.00	\$1,000.00	0.000	0.000	100.000
2000 - 02003102	COMP SOFTWARE , SUPPORT/MAINY/ R	\$0.00	\$0.00	\$612.36	\$20,001.43	\$18,000.00	(\$2,001.43)	3.402	0.000	0.000
Group Totals:		\$0.00	(\$77.35)	\$20,827.17	\$191,291.69	\$269,068.05				
OTHER SERVICES & CHARGES		\$0.00	\$0.00		\$191,369.04		\$77,699.01	7.740	71.123	28.877

2022 Budget Detail Report

Month: 6

Date Range: 06/01/2022 - 06/30/2022

Fund: 1000 - 6400

Dept: 0001 - 9999

Item: 00 - 9999

Line Item	Description	Month to Date Transfers Appropriations	Year to Date Transfers Appropriations	MTD Expenditures Adj MTD Expend.	YTD Expenditures Adj YTD Expend	Original Budget Adj. Budget	Balance Actual Balance	MTD % Used	YTD % Used	% Left
Fund: 2000 COUNTY ROAD DEPARTMENT FUND		Office: 0200 ROAD DEPARTMENT (SPECIAL REV)								
Group: 02004000 - 02004999 CAPITAL OUTLAY										
2000 - 02004002	BUILDINGS AND IMPROVEMENTS	\$0.00	\$0.00	\$0.00	\$0.00	\$10.00	\$10.00	0.000	0.000	100.000
2000 - 02004003	IMPROVEMENTS OTHER THAN BUILDING	\$0.00	\$0.00	\$0.00	\$0.00	\$10.00	\$10.00	0.000	0.000	100.000
2000 - 02004004	MACHINERY AND EQUIPMENT (Two moto	\$0.00	\$0.00	\$0.00	\$216,236.53	\$575,000.00	\$358,763.47	0.000	37.606	62.394
2000 - 02004005	VEHICLES	\$0.00	\$0.00	\$0.00	\$279,038.00	\$350,000.00	\$70,962.00	0.000	79.725	20.275
2000 - 02004007	COUNTY MATCH ADVANCE	\$0.00	\$0.00	\$0.00	\$0.00	\$140,000.00	\$140,000.00	0.000	0.000	100.000
Group Totals:		\$0.00	\$0.00	\$0.00	\$495,274.53	\$1,065,020.00	\$569,745.47	0.000	46.504	53.496
CAPITAL OUTLAY		\$0.00	\$0.00				\$569,745.47	0.000	46.504	53.496
2000 0200 Office Totals:		(\$33,381.16)	(\$129,273.36)	\$775,663.62	\$3,239,576.99	\$8,124,890.01				
ROAD DEPARTMENT (SPECIAL REV)		\$0.00	\$0.00	\$809,044.78	\$3,368,850.35		\$4,756,039.66	9.958	41.463	58.537
Fund: 2000 COUNTY ROAD DEPARTMENT FUND		Office: 8888 INTERFUND TRANSFER								
Group: 88889990 - 88889999 TRANSFERS										
2000 - 88889999	INTERFUND TRANSFER	\$0.00	\$117,069.89	\$0.00	\$0.00	\$0.00	\$117,069.89	0.000	0.000	100.000
Group Totals:		\$0.00	\$117,069.89	\$0.00	\$0.00	\$0.00				
TRANSFERS		\$0.00	\$0.00		(\$117,069.89)		\$117,069.89	0.000	0.000	100.000
2000 8888 Office Totals:		\$0.00	\$117,069.89	\$0.00	\$0.00	\$0.00				
INTERFUND TRANSFER		\$0.00	\$0.00		(\$117,069.89)		\$117,069.89	0.000	0.000	100.000
2000 Fund Totals:		(\$33,381.16)	(\$12,203.47)	\$775,663.62	\$3,239,576.99	\$8,124,890.01				
COUNTY ROAD DEPARTMENT FUND		\$0.00	\$0.00	\$809,044.78	\$3,251,780.46		\$4,873,109.55	9.958	40.022	59.978
Fund: 2003 ADDITIONAL MOTOR FUEL TAX FUND		Office: 0200 SPECIAL MOTOR FUEL TAX								
Group: 02002000 - 02002999 SUPPLIES										
2003 - 02002024	MAINT & SERVICE CONTRACTS	\$0.00	\$0.00	\$0.00	\$0.00	\$446,000.00	\$446,000.00	0.000	0.000	100.000
Group Totals:		\$0.00	\$0.00	\$0.00	\$0.00	\$446,000.00				
SUPPLIES		\$0.00	\$0.00				\$446,000.00	0.000	0.000	100.000
2003 0200 Office Totals:		\$0.00	\$0.00	\$0.00	\$0.00	\$446,000.00				
SPECIAL MOTOR FUEL TAX		\$0.00	\$0.00				\$446,000.00	0.000	0.000	100.000
Fund: 2003 ADDITIONAL MOTOR FUEL TAX FUND		Office: 8888 INTERFUND TRANSFER								
Group: 88889990 - 88889999 TRANSFERS										
2003 - 88889999	INTERFUND TRANSFER	\$0.00	\$0.00	\$0.00	\$0.00	\$0.00	\$0.00	0.000	0.000	100.000
Group Totals:		\$0.00	\$0.00	\$0.00	\$0.00	\$0.00				
TRANSFERS		\$0.00	\$0.00				\$0.00	0.000	0.000	100.000
2003 8888 Office Totals:		\$0.00	\$0.00	\$0.00	\$0.00	\$0.00				
INTERFUND TRANSFER		\$0.00	\$0.00				\$0.00	0.000	0.000	100.000

2022 Budget Detail Report

Month: 6

Date Range: 06/01/2022 - 06/30/2022

Fund: 1000 - 6400

Dept: 0001 - 9999

Item: 00 - 9999

Line Item	Description	Month to Date Transfers Appropriations	Year to Date Transfers Appropriations	MTD Expenditures Adj MTD Expend.	YTD Expenditures Adj YTD Expend	Original Budget Adj. Budget	Balance Actual Balance	MTD % Used	YTD % Used	% Left
2003	Fund Totals:	\$0.00	\$0.00	\$0.00	\$0.00	\$446,000.00				
	ADDITIONAL MOTOR FUEL TAX FUND	\$0.00	\$0.00				\$446,000.00	0.000	0.000	100.000
<hr/>										
Fund: 3000 COUNTY TREASURER AUTOMATION FUND				Office: 0103 TREASURER (SPECIAL REV)(21-6-302)						
Group: 01030100 - 01031999 PERSONAL SERVICES										
3000- 01031001		(\$36.33)	(\$145.32)	\$4,928.30	\$26,322.58	\$52,955.39				
	SALARIES	\$0.00	\$0.00	\$4,964.63	\$26,467.90		\$26,487.49	9.375	49.982	50.018
3000- 01031002		\$0.00	\$0.00	\$132.00	\$402.00	\$1,500.00	\$1,098.00			
	1 DEPUTY TREASURER (PT) LESS \$13 /	\$0.00	\$1,000.00			\$2,500.00	\$2,098.00	5.280	16.080	83.920
3000- 01031006		\$0.00	\$0.00	\$453.70	\$1,913.67	\$4,165.84	\$2,252.17			
	SOCIAL SECURITY MATCH	\$0.00	\$76.50			\$4,242.34	\$2,328.67	10.695	45.109	54.891
3000- 01031007		\$0.00	\$0.00	\$935.76	\$4,054.96	\$8,112.77				
	RETIREMENT MATCH	\$0.00	\$0.00				\$4,057.81	11.534	49.982	50.018
3000- 01031009		(\$403.22)	(\$1,612.88)	\$1.93	\$818.02	\$4,907.10				
	HEALTH INSURANCE MATCH	\$0.00	\$0.00	\$405.15	\$2,430.90		\$2,476.20	8.256	49.538	50.462
3000- 01031010		\$0.00	\$0.00	\$0.00	\$93.53	\$93.69				
	WORKMEN'S COMPENSATION	\$0.00	\$0.00				\$0.16	0.000	99.829	0.171
3000- 01031011		\$0.00	\$0.00	\$0.00	\$30.67	\$288.00				
	UNEMPLOYMENT COMPENSATION	\$0.00	\$0.00				\$257.33	0.000	10.649	89.351
3000- 01031012		\$0.00	\$0.00	\$0.00	\$0.00	\$50.00				
	OTHER FRINGE BENEFITS(INCL HLTH IN'	\$0.00	\$0.00				\$50.00	0.000	0.000	100.000
3000- 01031017		\$0.00	\$0.00	\$0.00	\$0.00	\$10.00				
	VACATION-PERSONAL TIME BUYBACK	\$0.00	\$0.00				\$10.00	0.000	0.000	100.000
Group Totals:		(\$439.55)	(\$1,758.20)	\$6,451.69	\$33,635.43	\$72,082.79	\$36,689.16			
PERSONAL SERVICES		\$0.00	\$1,076.50	\$6,891.24	\$35,393.63	\$73,159.29	\$37,765.66	9.420	48.379	51.621
<hr/>										
Group: 01032000 - 01032999 SUPPLIES										
3000- 01032001		\$0.00	\$0.00	\$32.73	\$123.97	\$2,500.00				
	GENERAL OFFICE SUPPLIES	\$0.00	\$0.00				\$2,376.03	1.309	4.959	95.041
3000- 01032002		\$0.00	\$0.00	\$0.00	\$0.00	\$1,500.00				
	SMALL EQUIPMENT	\$0.00	\$0.00				\$1,500.00	0.000	0.000	100.000
Group Totals:		\$0.00	\$0.00	\$32.73	\$123.97	\$4,000.00				
SUPPLIES		\$0.00	\$0.00				\$3,876.03	0.818	3.099	96.901
<hr/>										
Group: 01033000 - 01033999 OTHER SERVICES & CHARGES										
3000- 01033020		\$0.00	\$0.00	\$0.00	\$0.00	\$500.00				
	TELEPHONE & FAX-LANDLINE	\$0.00	\$0.00				\$500.00	0.000	0.000	100.000
3000- 01033021		\$0.00	\$0.00	\$0.00	\$0.00	\$2,000.00				
	POSTAGE	\$0.00	\$0.00				\$2,000.00	0.000	0.000	100.000
3000- 01033030		\$0.00	\$0.00	\$0.00	\$137.28	\$750.00				
	TRAVEL	\$0.00	\$0.00				\$612.72	0.000	18.304	81.696
3000- 01033040		\$0.00	\$0.00	\$0.00	\$0.00	\$500.00				
	ADVERTISING & PUBLICATIONS	\$0.00	\$0.00				\$500.00	0.000	0.000	100.000
3000- 01033090		\$0.00	\$0.00	\$0.00	\$220.00	\$600.00				
	DUES MEMBERSHIPS SUB	\$0.00	\$0.00				\$380.00	0.000	36.667	63.333
3000- 01033094		\$0.00	\$0.00	\$0.00	\$273.22	\$2,200.00				
	MEALS & LODGING	\$0.00	\$0.00				\$1,926.78	0.000	12.419	87.581
3000- 01033100		\$0.00	\$0.00	\$0.00	\$0.00	\$10.00				
	OTHER MISCELLANEOUS	\$0.00	\$0.00				\$10.00	0.000	0.000	100.000
3000- 01033101		\$0.00	\$0.00	\$125.00	\$125.00	\$1,000.00				
	TRAINING	\$0.00	\$0.00				\$875.00	12.500	12.500	87.500

2022 Budget Detail Report

Month: 6

Date Range: 06/01/2022 - 06/30/2022

Fund: 1000 - 6400

Dept: 0001 - 9999

Item: 00 - 9999

Line Item	Description	Month to Date Transfers Appropriations	Year to Date Transfers Appropriations	MTD Expenditures Adj MTD Expend.	YTD Expenditures Adj YTD Expend	Original Budget Adj. Budget	Balance Actual Balance	MTD % Used	YTD % Used	% Left
Fund: 3000 COUNTY TREASURER AUTOMATION FUND										
Office: 0103 TREASURER (SPECIAL REV)(21-6-302)										
Group: 01033000 - 01033999 OTHER SERVICES & CHARGES										
3000 - 01033102		\$0.00	\$0.00	\$22.68	\$68.04	\$1,500.00				
COMP SOFTWARE, SUPPORT/MAINT/RE		\$0.00	\$0.00				\$1,431.96	1.512	4.536	95.464
Group Totals:		\$0.00	\$0.00	\$147.68	\$823.54	\$9,060.00				
OTHER SERVICES & CHARGES		\$0.00	\$0.00				\$8,236.46	1.630	9.090	90.910
3000 0103 Office Totals:		(\$439.55)	(\$1,758.20)	\$6,632.10	\$34,582.94	\$85,142.79	\$48,801.65			
TREASURER (SPECIAL REV)(21-6-302)		\$0.00	\$1,076.50	\$7,071.65	\$36,341.14	\$86,219.29	\$49,878.15	8.202	42.150	57.850
Fund: 3000 COUNTY TREASURER AUTOMATION FUND										
Office: 8888 INTERFUND TRANSFER										
Group: 88889990 - 88889999 TRANSFERS										
3000 - 88889999		\$0.00	\$0.00	\$0.00	\$0.00	\$0.00				
INTERFUND TRANSFER		\$0.00	\$0.00				\$0.00	0.000	0.000	100.000
Group Totals:		\$0.00	\$0.00	\$0.00	\$0.00	\$0.00				
TRANSFERS		\$0.00	\$0.00				\$0.00	0.000	0.000	100.000
3000 8888 Office Totals:		\$0.00	\$0.00	\$0.00	\$0.00	\$0.00				
INTERFUND TRANSFER		\$0.00	\$0.00				\$0.00	0.000	0.000	100.000
3000 Fund Totals:		(\$439.55)	(\$1,758.20)	\$6,632.10	\$34,582.94	\$85,142.79	\$48,801.65			
COUNTY TREASURER AUTOMATION F		\$0.00	\$1,076.50	\$7,071.65	\$36,341.14	\$86,219.29	\$49,878.15	8.202	42.150	57.850
Fund: 3001 COUNTY COLLECTOR AUTOMATION FUND										
Office: 0104 COUNTY COLLECTOR (SPECIAL REV)(21-6-305)										
Group: 01040100 - 01041999 PERSONAL SERVICES										
3001 - 01041001		(\$675.04)	(\$3,311.54)	\$15,270.66	\$94,058.36	\$216,618.40				
SALARIES		\$0.00	\$0.00	\$15,945.70	\$97,369.90		\$119,248.50	7.361	44.950	55.050
3001 - 01041002		\$0.00	\$0.00	\$1,062.37	\$6,304.09	\$14,400.00				
DEPUTY CLERK (PT) \$13 OR LESS/LESS		\$0.00	\$0.00				\$8,095.91	7.378	43.778	56.222
3001 - 01041006		\$0.00	\$0.00	\$1,594.44	\$7,553.96	\$17,672.91				
SOCIAL SECURITY MATCH		\$0.00	\$0.00				\$10,118.95	9.022	42.743	57.257
3001 - 01041007		\$0.00	\$0.00	\$3,098.36	\$14,842.13	\$33,185.94				
RETIREMENT MATCH		\$0.00	\$0.00				\$18,343.81	9.336	44.724	55.276
3001 - 01041009		(\$2,083.28)	(\$9,609.96)	\$7.05	\$5,485.70	\$32,544.62				
HEALTH INSURANCE MATCH		\$0.00	\$0.00	\$2,090.33	\$15,095.66		\$17,448.96	6.423	46.385	53.615
3001 - 01041010		\$0.00	\$0.00	\$0.00	\$397.98	\$398.59				
WORKMEN'S COMPENSATION		\$0.00	\$0.00				\$0.61	0.000	99.847	0.153
3001 - 01041011		\$0.00	\$0.00	\$0.00	\$139.48	\$1,440.00				
UNEMPLOYMENT COMPENSATION		\$0.00	\$0.00				\$1,300.52	0.000	9.686	90.314
3001 - 01041012		\$0.00	\$0.00	\$50.00	\$100.00	\$250.00				
OTHER FRINGE BENEFITS(INCL HLTH IN		\$0.00	\$0.00				\$150.00	20.000	40.000	60.000
3001 - 01041017		\$0.00	\$0.00	\$0.00	\$1,046.45	\$1,000.00				
VACATION-PERSONAL TIME BUYBACK		\$0.00	\$0.00				(\$46.45)	0.000	0.000	0.000
Group Totals:		(\$2,758.32)	(\$12,921.50)	\$21,082.88	\$129,928.15	\$317,510.46				
PERSONAL SERVICES		\$0.00	\$0.00	\$23,841.20	\$142,849.65		\$174,660.81	7.509	44.991	55.009
Group: 01042000 - 01042999 SUPPLIES										
3001 - 01042001		\$0.00	\$0.00	\$0.00	\$726.95	\$12,540.00				
GENERAL OFFICE SUPPLIES		\$0.00	\$0.00				\$11,813.05	0.000	5.797	94.203
3001 - 01042002		\$0.00	\$0.00	\$883.53	\$974.89	\$10,500.00				
SMALL EQUIPMENT		\$0.00	\$0.00				\$9,525.11	8.415	9.285	90.715

Line Item	Description	Month to Date Transfers Appropriations	Year to Date Transfers Appropriations	MTD Expenditures Adj MTD Expend.	YTD Expenditures Adj YTD Expend	Original Budget Adj. Budget	Balance Actual Balance	MTD % Used	YTD % Used	% Left
Fund: 3001 COUNTY COLLECTOR AUTOMATION FUND				Office: 0104 COUNTY COLLECTOR (SPECIAL REV)(21-6-305)						
Group: 01042000 - 01042999 SUPPLIES										
SUPPLIES		Group Totals:	\$0.00	\$0.00	\$883.53	\$1,701.84	\$23,040.00			
			\$0.00	\$0.00			\$21,338.16	3.835	7.386	92.614
Group: 01043000 - 01043999 OTHER SERVICES & CHARGES										
3001- 01043002 MANAGEMENT CONSULTING		\$0.00	\$0.00	\$0.00	\$56.50	\$21,000.00	\$20,943.50	0.000	0.269	99.731
3001- 01043005 SPECIAL LEGAL		\$0.00	\$0.00	\$0.00	\$0.00	\$10.00	\$10.00	0.000	0.000	100.000
3001- 01043009 OTHER PROFESSIONAL SERVICES(OUTS		\$0.00	\$0.00	\$330.00	\$10,373.32	\$10,871.00	\$497.68	3.036	95.422	4.578
3001- 01043020 TELEPHONE & FAX -LANDLINE		\$0.00	\$0.00	\$0.00	\$0.00	\$10.00	\$10.00	0.000	0.000	100.000
3001- 01043021 POSTAGE		\$0.00	\$0.00	\$2,403.23	\$26,576.12	\$34,975.00	\$8,398.88	6.871	75.986	24.014
3001- 01043040 ADVERTISING & PUBLICATION		\$0.00	\$0.00	\$0.00	\$0.00	\$10,000.00	\$10,000.00	0.000	0.000	100.000
3001- 01043090 DUES, MEMBERSHIPS, SUB		\$0.00	\$0.00	\$0.00	\$0.00	\$25.00	\$25.00	0.000	0.000	100.000
3001- 01043100 OTHER MISCELLANEOUS		\$0.00	\$0.00	\$0.00	\$0.00	\$10.00	\$10.00	0.000	0.000	100.000
3001- 01043102 COMP SOFTWARESUPPORT/MAINT/REC		\$0.00	\$0.00	\$68.04	\$42,234.58	\$50,000.00	\$7,765.42	0.136	84.469	15.531
OTHER SERVICES & CHARGES		Group Totals:	\$0.00	\$0.00	\$2,801.27	\$79,240.52	\$126,901.00			
			\$0.00	\$0.00			\$47,660.48	2.207	62.443	37.557
Group: 01044000 - 01044999 CAPITAL OUTLAY										
3001- 01044004 MACHINERY AND EQUIPMENT		\$0.00	\$0.00	\$0.00	\$0.00	\$10.00	\$10.00	0.000	0.000	100.000
CAPITAL OUTLAY		Group Totals:	\$0.00	\$0.00	\$0.00	\$0.00	\$10.00	0.000	0.000	100.000
			\$0.00	\$0.00						
3001 0104 Office Totals:		(\$2,758.32)	(\$12,921.50)	\$24,767.68	\$210,870.51	\$467,461.46				
COUNTY COLLECTOR (SPECIAL REV		\$0.00	\$0.00	\$27,526.00	\$223,792.01		\$243,669.45	5.888	47.874	52.126
Fund: 3001 COUNTY COLLECTOR AUTOMATION FUND				Office: 8888 INTERFUND TRANSFER						
Group: 88889990 - 88889999 TRANSFERS										
3001- 88889999 INTERFUND TRANSFER		\$0.00	\$0.00	\$0.00	\$0.00	\$0.00	\$0.00	0.000	0.000	100.000
TRANSFERS		Group Totals:	\$0.00	\$0.00	\$0.00	\$0.00	\$0.00	0.000	0.000	100.000
			\$0.00	\$0.00			\$0.00	0.000	0.000	100.000
3001 8888 Office Totals:		\$0.00	\$0.00	\$0.00	\$0.00	\$0.00				
INTERFUND TRANSFER		\$0.00	\$0.00				\$0.00	0.000	0.000	100.000
Fund Totals:		(\$2,758.32)	(\$12,921.50)	\$24,767.68	\$210,870.51	\$467,461.46				
COUNTY COLLECTOR AUTOMATION F		\$0.00	\$0.00	\$27,526.00	\$223,792.01		\$243,669.45	5.888	47.874	52.126
Fund: 3002 CIRCUIT COURT AUTOMATION (ACT1262) FUND				Office: 0422 CIRCUIT COURT (SPECIAL REV)(16-13-704)						
Group: 04222000 - 04222999 SUPPLIES										

2022 Budget Detail Report

Month: 6

Date Range: 06/01/2022 - 06/30/2022

Fund: 1000 - 6400

Dept: 0001 - 9999

Item: 00 - 9999

Line Item	Description	Month to Date Transfers Appropriations	Year to Date Transfers Appropriations	MTD Expenditures Adj MTD Exp.	YTD Expenditures Adj YTD Exp.	Original Budget Adj. Budget	Balance Actual Balance	MTD % Used	YTD % Used	% Left
Fund: 3002 CIRCUIT COURT AUTOMATION (ACT1262) FUND				Office: 0422 CIRCUIT COURT (SPECIAL REV)(16-13-704)						
Group: 04222000 - 04222999 SUPPLIES										
3002- 04222001	GENERAL OFFICE SUPPLIES	\$0.00	\$0.00	\$0.00	\$0.00	\$12,500.00	\$12,500.00	0.000	0.000	100.000
3002- 04222002	SMALL EQUIPMENT	\$0.00	\$0.00	\$0.00	\$0.00	\$98,500.00	\$98,500.00	0.000	0.000	100.000
Group Totals:		\$0.00	\$0.00	\$0.00	\$0.00	\$111,000.00				
SUPPLIES		\$0.00	\$0.00				\$111,000.00	0.000	0.000	100.000
Group: 04223000 - 04223999 OTHER SERVICES & CHARGES										
3002- 04223009	OTHER PROFESSIONAL SERVICES	\$0.00	\$0.00	\$0.00	\$0.00	\$45,000.00	\$45,000.00	0.000	0.000	100.000
3002- 04223020	TELEPHONE & FAX-LANDLINE	\$0.00	\$0.00	\$0.00	\$0.00	\$1,500.00	\$1,500.00	0.000	0.000	100.000
3002- 04223022	CELL PHONES & PAGERS	\$0.00	\$0.00	\$0.00	\$0.00	\$10.00	\$10.00	0.000	0.000	100.000
3002- 04223100	OTHER MISCELLANEOUS	\$0.00	\$0.00	\$0.00	\$0.00	\$10,500.00	\$10,500.00	0.000	0.000	100.000
3002- 04223102	COMP SOFTWARESUPPORT/MAINT/REC	\$0.00	\$0.00	\$0.00	\$0.00	\$33,010.00	\$33,010.00	0.000	0.000	100.000
Group Totals:		\$0.00	\$0.00	\$0.00	\$0.00	\$90,020.00				
OTHER SERVICES & CHARGES		\$0.00	\$0.00				\$90,020.00	0.000	0.000	100.000
Group: 04224000 - 04224999 CAPITAL OUTLAY										
3002- 04224004	MACHINERY AND EQUIPMENT	\$0.00	\$0.00	\$0.00	\$0.00	\$40,000.00	\$40,000.00	0.000	0.000	100.000
Group Totals:		\$0.00	\$0.00	\$0.00	\$0.00	\$40,000.00				
CAPITAL OUTLAY		\$0.00	\$0.00				\$40,000.00	0.000	0.000	100.000
Office Totals:		\$0.00	\$0.00	\$0.00	\$0.00	\$241,020.00				
CIRCUIT COURT (SPECIAL REV)(16-1		\$0.00	\$0.00				\$241,020.00	0.000	0.000	100.000
Fund: 3002 CIRCUIT COURT AUTOMATION (ACT1262) FUND				Office: 8888 INTERFUND TRANSFER						
Group: 88889990 - 88889999 TRANSFERS										
3002- 88889999	INTERFUND TRANSFER	\$0.00	\$0.00	\$0.00	\$0.00	\$0.00	\$0.00	0.000	0.000	100.000
Group Totals:		\$0.00	\$0.00	\$0.00	\$0.00	\$0.00				
TRANSFERS		\$0.00	\$0.00				\$0.00	0.000	0.000	100.000
Office Totals:		\$0.00	\$0.00	\$0.00	\$0.00	\$0.00				
INTERFUND TRANSFER		\$0.00	\$0.00				\$0.00	0.000	0.000	100.000
Fund Totals:		\$0.00	\$0.00	\$0.00	\$0.00	\$241,020.00				
CIRCUIT COURT AUTOMATION (ACT12		\$0.00	\$0.00				\$241,020.00	0.000	0.000	100.000
Fund: 3003 WD DISTRICT COURT AUTOMATION FUND				Office: 0409 DISTRICT COURT (SPECIAL REV)(16-13-704)						
Group: 04092000 - 04092999 SUPPLIES										
3003- 04092001	GENERAL OFFICE SUPPLIES	\$0.00	\$0.00	\$641.24	\$1,578.78	\$3,510.00	\$1,931.22	18.269	44.979	55.021
3003- 04092002	SMALL EQUIPMENT	\$0.00	\$0.00	\$243.04	\$1,974.61	\$36,000.00	\$34,025.39	0.675	5.485	94.515

Budget Detail Report

Item: 00 - 9999

Office: 0105 COUNTY ASSESSOR (SPECIAL REV)(26-26-310

2022 Budget Detail Report

Month: 6

Date Range: 06/01/2022 - 06/30/2022

Fund: 1000 - 6400

Dept: 0001 - 9999

Item: 00 - 9999

Line Item	Description	Month to Date Transfers Appropriations	Year to Date Transfers Appropriations	MTD Expenditures Adj MTD Expend.	YTD Expenditures Adj YTD Expend	Original Budget Adj. Budget	Balance Actual Balance	MTD % Used	YTD % Used	% Left
Fund: 3004 ASSESSORS AMENDMENT NO. 79 FUND				Office: 0105 COUNTY ASSESSOR (SPECIAL REV)(26-26-310)						
Group: 01052000 - 01052999 SUPPLIES										
3004 - 01052001	GENERAL OFFICE SUPPLIES	\$0.00	\$0.00	\$0.00	\$0.00	\$500.00	\$500.00	0.000	0.000	100.000
3004 - 01052002	SMALL EQUIPMENT	\$0.00	\$0.00	\$0.00	\$0.00	\$2,120.00	\$2,120.00	0.000	0.000	100.000
	Group Totals:	\$0.00	\$0.00	\$0.00	\$0.00	\$2,620.00				
	SUPPLIES	\$0.00	\$0.00				\$2,620.00	0.000	0.000	100.000
Group: 01053000 - 01053999 OTHER SERVICES & CHARGES										
3004 - 01053009	OTHER PROFESSIONAL SERVICES	\$0.00	\$0.00	\$0.00	\$0.00	\$2,000.00	\$2,000.00	0.000	0.000	100.000
3004 - 01053021	POSTAGE	\$0.00	\$0.00	\$0.00	\$0.00	\$290.00	\$290.00	0.000	0.000	100.000
3004 - 01053030	TRAVEL	\$0.00	\$0.00	\$0.00	\$0.00	\$500.00	\$500.00	0.000	0.000	100.000
3004 - 01053090	DUES, MEMBERSHIPS, SUBSCRIPTIONS	\$0.00	\$0.00	\$0.00	\$325.00	\$765.00	\$440.00	0.000	42.484	57.516
3004 - 01053094	MEALS & LODGING	\$0.00	\$0.00	\$0.00	\$0.00	\$500.00	\$500.00	0.000	0.000	100.000
3004 - 01053100	OTHER MISCELLANEOUS	\$0.00	\$0.00	\$0.00	\$0.00	\$500.00	\$500.00	0.000	0.000	100.000
3004 - 01053101	TRAINING & EDUCATION	\$0.00	\$0.00	\$0.00	\$600.00	\$1,000.00	\$400.00	0.000	60.000	40.000
3004 - 01053102	COMP SOFTWARESUPPORT/MAINT/REC	\$0.00	\$0.00	\$0.00	\$10,000.00	\$10,000.00	\$0.00	0.000	100.000	0.000
	Group Totals:	\$0.00	\$0.00	\$0.00	\$10,925.00	\$15,555.00				
	OTHER SERVICES & CHARGES	\$0.00	\$0.00				\$4,630.00	0.000	70.235	29.765
Group: 01054000 - 01054999 CAPITAL OUTLAY										
3004 - 01054004	MACHINERY AND EQUIPMENT	\$0.00	\$0.00	\$0.00	\$0.00	\$10.00	\$10.00	0.000	0.000	100.000
	Group Totals:	\$0.00	\$0.00	\$0.00	\$0.00	\$10.00				
	CAPITAL OUTLAY	\$0.00	\$0.00				\$10.00	0.000	0.000	100.000
3004 0105	Office Totals:	\$0.00	\$0.00	\$0.00	\$10,925.00	\$18,185.00				
	COUNTY ASSESSOR (SPECIAL REV)	\$0.00	\$0.00				\$7,260.00	0.000	60.077	39.923
Fund: 3004 ASSESSORS AMENDMENT NO. 79 FUND				Office: 8888 INTERFUND TRANSFER						
Group: 88889990 - 88889999 TRANSFERS										
3004 - 88889999	INTERFUND TRANSFER	\$0.00	\$0.00	\$0.00	\$0.00	\$0.00	\$0.00	0.000	0.000	100.000
	Group Totals:	\$0.00	\$0.00	\$0.00	\$0.00	\$0.00				
	TRANSFERS	\$0.00	\$0.00				\$0.00	0.000	0.000	100.000
3004 8888	Office Totals:	\$0.00	\$0.00	\$0.00	\$0.00	\$0.00				
	INTERFUND TRANSFER	\$0.00	\$0.00				\$0.00	0.000	0.000	100.000
3004	Fund Totals:	\$0.00	\$0.00	\$0.00	\$10,925.00	\$18,185.00				
	ASSESSORS AMENDMENT NO. 79 FUN	\$0.00	\$0.00				\$7,260.00	0.000	60.077	39.923

Fund: 3005 COUNTY CLERK COST FUND

Office: 0101 COUNTY CLERK (SPECIAL REV)(21-6-413)

2022 Budget Detail Report

Month: 6

Date Range: 06/01/2022 - 06/30/2022

Fund: 1000 - 6400

Dept: 0001 - 9999

Item: 00 - 9999

Line Item	Description	Month to Date Transfers Appropriations	Year to Date Transfers Appropriations	MTD Expenditures Adj MTD Expend.	YTD Expenditures Adj YTD Expend	Original Budget Adj. Budget	Balance Actual Balance	MTD % Used	YTD % Used	% Left
Fund: 3005 COUNTY CLERK COST FUND		Office: 0101 COUNTY CLERK (SPECIAL REV)(21-6-413)								
Group: 01012000 - 01012999 SUPPLIES										
3005- 01012001	GENERAL OFFICE SUPPLIES	\$0.00	\$0.00	\$664.50	\$6,517.03	\$18,500.00	\$11,982.97	3.592	35.227	64.773
3005- 01012002	SMALL EQUIPMENT	\$0.00	\$0.00	\$0.00	\$0.00	\$10.00	\$10.00	0.000	0.000	100.000
Group Totals:		\$0.00	\$0.00	\$664.50	\$6,517.03	\$18,510.00				
SUPPLIES		\$0.00	\$0.00				\$11,992.97	3.590	35.208	64.792
Group: 01013000 - 01013999 OTHER SERVICES & CHARGES										
3005- 01013002	MANAGEMENT CONSULTING	\$0.00	\$0.00	\$0.00	\$0.00	\$10.00	\$10.00	0.000	0.000	100.000
3005- 01013009	OTHER PROFESSIONAL SERVICES	\$0.00	\$0.00	\$0.00	\$350.00	\$1,500.00	\$1,150.00	0.000	23.333	76.667
3005- 01013021	POSTAGE	\$0.00	\$0.00	\$212.00	\$19,241.39	\$13,500.00	(\$5,741.39)	1.570	0.000	0.000
3005- 01013030	TRAVEL	\$0.00	\$0.00	\$0.00	\$332.80	\$3,500.00	\$3,167.20	0.000	9.509	90.491
3005- 01013040	ADVERTISING & PUBLICATIONS	\$0.00	\$0.00	\$0.00	\$0.00	\$10.00	\$10.00	0.000	0.000	100.000
3005- 01013054	OTHER SUNDRY INSURANCE	\$0.00	\$0.00	\$0.00	\$0.00	\$10.00	\$10.00	0.000	0.000	100.000
3005- 01013094	MEALS & LODGING	\$0.00	\$0.00	\$0.00	\$0.00	\$5,500.00	\$5,500.00	0.000	0.000	100.000
3005- 01013100	OTHER MISCELLANEOUS	\$0.00	\$0.00	\$0.00	\$15.00	\$10.00	(\$5.00)	0.000	0.000	0.000
3005- 01013101	TRAINING & EDUCATION	\$0.00	\$0.00	\$0.00	\$699.50	\$1,000.00	\$300.50	0.000	69.950	30.050
3005- 01013102	COMP SOFTWARESUPPORT/MAINT/REC	\$0.00	\$0.00	\$0.00	\$23,720.35	\$25,000.00	\$1,279.65	0.000	94.881	5.119
Group Totals:		\$0.00	\$0.00	\$212.00	\$44,359.04	\$50,040.00				
OTHER SERVICES & CHARGES		\$0.00	\$0.00				\$5,680.96	0.424	88.647	11.353
3005 0101 Office Totals:		\$0.00	\$0.00	\$876.50	\$50,876.07	\$68,550.00				
COUNTY CLERK (SPECIAL REV)(21-6		\$0.00	\$0.00				\$17,673.93	1.279	74.217	25.783
Fund: 3005 COUNTY CLERK COST FUND		Office: 8888 INTERFUND TRANSFER								
Group: 88889990 - 88889999 TRANSFERS										
3005- 88889999	INTERFUND TRANSFER	\$0.00	\$0.00	\$0.00	\$0.00	\$0.00	\$0.00	0.000	0.000	100.000
Group Totals:		\$0.00	\$0.00	\$0.00	\$0.00	\$0.00				
TRANSFERS		\$0.00	\$0.00				\$0.00	0.000	0.000	100.000
3005 8888 Office Totals:		\$0.00	\$0.00	\$0.00	\$0.00	\$0.00				
INTERFUND TRANSFER		\$0.00	\$0.00				\$0.00	0.000	0.000	100.000
3005 Fund Totals:		\$0.00	\$0.00	\$876.50	\$50,876.07	\$68,550.00				
COUNTY CLERK COST FUND		\$0.00	\$0.00				\$17,673.93	1.279	74.217	25.783

Fund: 3006 CIRCUIT CLERK RECORDER COST FUND
Group: 01020100 - 01021999 PERSONAL SERVICES

Office: 0102 CIRCUIT CLERK (SPECIAL REV)(21-6-306)

2022 Budget Detail Report

Month: 6

Date Range: 06/01/2022 - 06/30/2022

Fund: 1000 - 6400

Dept: 0001 - 9999

Item: 00 - 9999

Line Item	Description	Month to Date Transfers Appropriations	Year to Date Transfers Appropriations	MTD Expenditures Adj MTD Expend.	YTD Expenditures Adj YTD Expend	Original Budget Adj. Budget	Balance Actual Balance	MTD % Used	YTD % Used	% Left
Fund: 3006 CIRCUIT CLERK RECORDER COST FUND										
Office: 0102 CIRCUIT CLERK (SPECIAL REV)(21-6-306)										
Group: 01020100 - 01021999 PERSONAL SERVICES										
3006- 01021001		(\$605.57)	(\$2,422.28)	\$44,775.33	\$251,583.65	\$538,846.06				
SALARIES		\$0.00	\$0.00	\$45,380.90	\$254,005.93		\$284,840.13	8.422	47.139	52.861
3006- 01021002		\$0.00	\$0.00	\$1,038.58	\$7,207.15	\$17,000.00	\$9,792.85			
DEPUTY CLERK (PT)(LESS THAN 80 HRS,		\$0.00	\$1,500.00			\$18,500.00	\$11,292.85	5.614	38.958	61.042
3006- 01021006		\$0.00	\$0.00	\$4,563.86	\$19,400.01	\$42,522.22	\$23,122.21			
SOCIAL SECURITY MATCH		\$0.00	\$114.75			\$42,636.97	\$23,236.96	10.704	45.500	54.500
3006- 01021007		\$0.00	\$0.00	\$9,289.90	\$39,601.55	\$82,551.22				
RETIREMENT MATCH		\$0.00	\$0.00				\$42,949.67	11.253	47.972	52.028
3006- 01021009		(\$4,143.82)	(\$16,575.28)	\$18.93	\$9,218.85	\$60,115.18				
HEALTH INSURANCE MATCH		\$0.00	\$0.00	\$4,162.75	\$25,794.13		\$34,321.05	6.925	42.908	57.092
3006- 01021010		\$0.00	\$0.00	\$0.00	\$1,014.70	\$1,016.26	\$1.56	0.000	99.846	0.154
WORKMEN'S COMPENSATION		\$0.00	\$0.00							
3006- 01021011		\$0.00	\$0.00	\$0.00	\$295.57	\$3,168.00	\$2,872.43	0.000	9.330	90.670
UNEMPLOYMENT COMPENSATION		\$0.00	\$0.00							
3006- 01021012		\$0.00	\$0.00	\$0.00	\$50.00	\$800.00	\$750.00	0.000	6.250	93.750
OTHER FRINGE BENEFITS(INCL HLTH IN'		\$0.00	\$0.00							
3006- 01021017		\$0.00	\$0.00	\$0.00	\$0.00	\$3,000.00	\$3,000.00	0.000	0.000	100.000
VACATION-PERSONAL TIME BUYBACK		\$0.00	\$0.00							
Group Totals:		(\$4,749.39)	(\$18,997.56)	\$59,686.60	\$328,371.48	\$749,018.94	\$401,649.90			
PERSONAL SERVICES		\$0.00	\$1,614.75	\$64,435.99	\$347,369.04	\$750,633.69	\$403,264.65	8.584	46.277	53.723
Group: 01022000 - 01022999 SUPPLIES										
3006- 01022001		\$0.00	\$0.00	\$364.81	\$1,661.59	\$10,000.00				
GENERAL OFFICE SUPPLIES		\$0.00	\$0.00				\$8,338.41	3.648	16.616	83.384
3006- 01022002		\$0.00	\$0.00	\$0.00	\$0.00	\$40,000.00	\$40,000.00	0.000	0.000	100.000
SMALL EQUIPMENT		\$0.00	\$0.00							
Group Totals:		\$0.00	\$0.00	\$364.81	\$1,661.59	\$50,000.00				
SUPPLIES		\$0.00	\$0.00				\$48,338.41	0.730	3.323	96.677
Group: 01023000 - 01023999 OTHER SERVICES & CHARGES										
3006- 01023002		\$0.00	\$0.00	\$0.00	\$0.00	\$10.00				
MANAGEMENT CONSULTING		\$0.00	\$0.00				\$10.00	0.000	0.000	100.000
3006- 01023005		\$0.00	\$0.00	\$0.00	\$0.00	\$10.00				
SPECIAL LEGAL		\$0.00	\$0.00				\$10.00	0.000	0.000	100.000
3006- 01023009		\$0.00	\$0.00	\$0.00	\$0.00	\$10.00				
OTHER PROFESSIONAL SERVICES(COMI		\$0.00	\$0.00				\$10.00	0.000	0.000	100.000
3006- 01023020		\$0.00	\$0.00	\$50.52	\$831.59	\$2,000.00	\$1,168.41	2.526	41.580	58.421
TELEPHONE & FAX-LANDLINE		\$0.00	\$0.00							
3006- 01023021		\$0.00	\$0.00	\$632.83	\$4,085.45	\$6,000.00	\$1,914.55	10.547	68.091	31.909
POSTAGE		\$0.00	\$0.00							
3006- 01023023		\$0.00	\$0.00	\$0.80	\$1,378.30	\$2,500.00	\$1,121.70	0.032	55.132	44.868
INTERNET CONNECTION		\$0.00	\$0.00							
3006- 01023040		\$0.00	\$0.00	\$0.00	\$0.00	\$10.00	\$10.00	0.000	0.000	100.000
ADVERTISING & PUBLICATIONS		\$0.00	\$0.00							
3006- 01023052		\$0.00	\$0.00	\$0.00	\$3,263.65	\$3,264.00	\$0.35	0.000	99.989	0.011
FIRE & EXTENDED COVERAGE		\$0.00	\$0.00							
3006- 01023055		\$0.00	\$0.00	\$0.00	\$2,123.49	\$2,123.49	\$0.00	0.000	100.000	0.000
GENERAL LIABILITY E.O.		\$0.00	\$0.00							

2022 Budget Detail Report

Month: 6

Date Range: 06/01/2022 - 06/30/2022

Fund: 1000 - 6400

Dept: 0001 - 9999

Item: 00 - 9999

Line Item	Description	Month to Date Transfers Appropriations	Year to Date Transfers Appropriations	MTD Expenditures Adj MTD Expend.	YTD Expenditures Adj YTD Expend	Original Budget Adj. Budget	Balance Actual Balance	MTD % Used	YTD % Used	% Left
Fund: 3006 CIRCUIT CLERK RECORDER COST FUND				Office: 0102 CIRCUIT CLERK (SPECIAL REV)(21-6-306)						
Group: 01023000 - 01023999 OTHER SERVICES & CHARGES										
3006- 01023060	UTILITIES - ELECTRICITY	\$0.00	\$0.00	\$677.20	\$2,836.19	\$5,095.00	\$2,258.81	13.291	55.666	44.334
3006- 01023061	UTILITIES - GAS	\$0.00	\$0.00	\$10.09	\$1,039.18	\$2,225.00	\$1,185.82	0.453	46.705	53.295
3006- 01023073	LEASE MACHINERY & EQUIP(INCL COPY	\$0.00	\$0.00	\$344.14	\$2,072.23	\$10,000.00	\$7,927.77	3.441	20.722	79.278
3006- 01023090	DUES. MEMBERSHIP, SUB	\$0.00	\$0.00	\$0.00	\$0.00	\$10.00	\$10.00	0.000	0.000	100.000
3006- 01023101	TRAINING & EDUCATION	\$0.00	\$0.00	\$0.00	\$0.00	\$1,000.00	\$1,000.00	0.000	0.000	100.000
3006- 01023102	COMP SOFTWARESUPPORT/MAINT/REC	\$0.00	\$0.00	\$178.00	\$38,199.76	\$70,000.00	\$31,800.24	0.254	54.571	45.429
Group Totals:		\$0.00	\$0.00	\$1,893.58	\$55,829.84	\$104,257.49	\$48,427.65	1.816	53.550	46.450
OTHER SERVICES & CHARGES										
Group: 01024000 - 01024999 CAPITAL OUTLAY										
3006- 01024004	MACHINERY AND EQUIPMENT	\$0.00	\$0.00	\$0.00	\$0.00	\$27,530.02	\$27,530.02	0.000	0.000	100.000
Group Totals:		\$0.00	\$0.00	\$0.00	\$0.00	\$27,530.02	\$27,530.02	0.000	0.000	100.000
CAPITAL OUTLAY		\$0.00	\$0.00				\$27,530.02	0.000	0.000	100.000
3006 0102 Office Totals:		(\$4,749.39)	(\$18,997.56)	\$61,944.99	\$385,862.91	\$930,806.45	\$525,945.98			
CIRCUIT CLERK (SPECIAL REV)(21-6		\$0.00	\$1,614.75	\$66,694.38	\$404,860.47	\$932,421.20	\$527,560.73	7.153	43.420	56.580
Fund: 3006 CIRCUIT CLERK RECORDER COST FUND				Office: 8888 INTERFUND TRANSFER						
Group: 88889990 - 88889999 TRANSFERS										
3006- 88889999	INTERFUND TRANSFER	\$0.00	\$0.00	\$0.00	\$0.00	\$0.00	\$0.00	0.000	0.000	100.000
Group Totals:		\$0.00	\$0.00	\$0.00	\$0.00	\$0.00	\$0.00	0.000	0.000	100.000
TRANSFERS		\$0.00	\$0.00				\$0.00	0.000	0.000	100.000
3006 8888 Office Totals:		\$0.00	\$0.00	\$0.00	\$0.00	\$0.00	\$0.00	0.000	0.000	100.000
INTERFUND TRANSFER		\$0.00	\$0.00				\$0.00	0.000	0.000	100.000
3006 Fund Totals:		(\$4,749.39)	(\$18,997.56)	\$61,944.99	\$385,862.91	\$930,806.45	\$525,945.98			
CIRCUIT CLERK RECORDER COST FUI		\$0.00	\$1,614.75	\$66,694.38	\$404,860.47	\$932,421.20	\$527,560.73	7.153	43.420	56.580
Fund: 3008 CRAIGHEAD COUNTY PUBLIC LIBRARY FUND (2				Office: 0603 CRAIGHEAD COUNTY PUBLIC LIBRARY						
Group: 06039990 - 06039999 TRANSFERS										
3008- 06039999	TRANSFER TO OTHER FUNDS	\$0.00	\$0.00	\$61,227.17	\$527,671.62	\$1,107,340.00	\$579,668.38	5.529	47.652	52.348
Group Totals:		\$0.00	\$0.00	\$61,227.17	\$527,671.62	\$1,107,340.00	\$579,668.38	5.529	47.652	52.348
TRANSFERS		\$0.00	\$0.00				\$579,668.38	5.529	47.652	52.348
3008 0603 Office Totals:		\$0.00	\$0.00	\$61,227.17	\$527,671.62	\$1,107,340.00	\$579,668.38	5.529	47.652	52.348
CRAIGHEAD COUNTY PUBLIC LIBRA		\$0.00	\$0.00				\$579,668.38	5.529	47.652	52.348
Fund: 3008 CRAIGHEAD COUNTY PUBLIC LIBRARY FUND (2				Office: 8888 INTERFUND TRANSFER						
Group: 88889990 - 88889999 TRANSFERS										

Line Item	Description	Month to Date Transfers Appropriations	Year to Date Transfers Appropriations	MTD Expenditures Adj MTD Expend.	YTD Expenditures Adj YTD Expend	Original Budget Adj. Budget	Balance Actual Balance	MTD % Used	YTD % Used	% Left
Fund: 3008 CRAIGHEAD COUNTY PUBLIC LIBRARY FUND (2										
Office: 8888 INTERFUND TRANSFER										
Group: 88889990 - 88889999 TRANSFERS										
3008- 88889999		\$0.00	\$0.00	\$0.00	\$0.00	\$0.00				
INTERFUND TRANSFER		\$0.00	\$0.00				\$0.00	0.000	0.000	100.000
Group Totals:		\$0.00	\$0.00	\$0.00	\$0.00	\$0.00				
TRANSFERS		\$0.00	\$0.00				\$0.00	0.000	0.000	100.000
3008 8888 Office Totals:		\$0.00	\$0.00	\$0.00	\$0.00	\$0.00				
INTERFUND TRANSFER		\$0.00	\$0.00				\$0.00	0.000	0.000	100.000
Fund Totals:		\$0.00	\$0.00	\$61,227.17	\$527,671.62	\$1,107,340.00				
CRAIGHEAD COUNTY PUBLIC LIBRAR'		\$0.00	\$0.00				\$579,668.38	5.529	47.652	52.348
Fund: 3012 CIRCUIT CLERK CHILD SUPPORT COST FUND										
Office: 0102 CIRCUIT CLERK (SPEC REV)(20% AUTO)(9-10-										
Group: 01022000 - 01022999 SUPPLIES										
3012- 01022001		\$0.00	\$0.00	\$0.00	\$0.00	\$3,000.00				
GENERAL OFFICE SUPPLIES		\$0.00	\$0.00				\$3,000.00	0.000	0.000	100.000
3012- 01022002		\$0.00	\$0.00	\$0.00	\$0.00	\$1,400.00				
SMALL EQUIPMENT		\$0.00	\$0.00				\$1,400.00	0.000	0.000	100.000
Group Totals:		\$0.00	\$0.00	\$0.00	\$0.00	\$4,400.00				
SUPPLIES		\$0.00	\$0.00				\$4,400.00	0.000	0.000	100.000
Group: 01023000 - 01023999 OTHER SERVICES & CHARGES										
3012- 01023021		\$0.00	\$0.00	\$0.00	\$0.00	\$4,000.00				
POSTAGE		\$0.00	\$0.00				\$4,000.00	0.000	0.000	100.000
3012- 01023102		\$0.00	\$0.00	\$0.00	\$0.00	\$10.00				
COMP SOFTWARESUPPORT/MAINT/REC		\$0.00	\$0.00				\$10.00	0.000	0.000	100.000
Group Totals:		\$0.00	\$0.00	\$0.00	\$0.00	\$4,010.00				
OTHER SERVICES & CHARGES		\$0.00	\$0.00				\$4,010.00	0.000	0.000	100.000
Group: 01024000 - 01024999 CAPITAL OUTLAY										
3012- 01024004		\$0.00	\$0.00	\$0.00	\$0.00	\$10.00				
MACHINERY & EQUIPMENT		\$0.00	\$0.00				\$10.00	0.000	0.000	100.000
Group Totals:		\$0.00	\$0.00	\$0.00	\$0.00	\$10.00				
CAPITAL OUTLAY		\$0.00	\$0.00				\$10.00	0.000	0.000	100.000
3012 0102 Office Totals:		\$0.00	\$0.00	\$0.00	\$0.00	\$8,420.00				
CIRCUIT CLERK (SPEC REV)(20% AU		\$0.00	\$0.00				\$8,420.00	0.000	0.000	100.000
Fund: 3012 CIRCUIT CLERK CHILD SUPPORT COST FUND										
Office: 8888 INTERFUND TRANSFER										
Group: 88889990 - 88889999 TRANSFERS										
3012- 88889999		\$0.00	\$0.00	\$0.00	\$0.00	\$0.00				
INTERFUND TRANSFER		\$0.00	\$0.00				\$0.00	0.000	0.000	100.000
Group Totals:		\$0.00	\$0.00	\$0.00	\$0.00	\$0.00				
TRANSFERS		\$0.00	\$0.00				\$0.00	0.000	0.000	100.000
3012 8888 Office Totals:		\$0.00	\$0.00	\$0.00	\$0.00	\$0.00				
INTERFUND TRANSFER		\$0.00	\$0.00				\$0.00	0.000	0.000	100.000
Fund Totals:		\$0.00	\$0.00	\$0.00	\$0.00	\$8,420.00				
CIRCUIT CLERK CHILD SUPPORT COS		\$0.00	\$0.00				\$8,420.00	0.000	0.000	100.000
Fund: 3014 SHERIFF COMMUNICATION FACILITY AND EQUIP										
Office: 0400 SHER (SPEC REV) UP TO 50% JAIL MAINT(21-										

2022 Budget Detail Report

Month: 6

Date Range: 06/01/2022 - 06/30/2022

Fund: 1000 - 6400

Dept: 0001 - 9999

Item: 00 - 9999

Line Item	Description	Month to Date Transfers Appropriations	Year to Date Transfers Appropriations	MTD Expenditures Adj MTD Expend.	YTD Expenditures Adj YTD Expend	Original Budget Adj. Budget	Balance Actual Balance	MTD % Used	YTD % Used	% Left
Fund: 3014 SHERIFF COMMUNICATION FACILITY AND EQUIP		Office: 0400 SHER (SPEC REV) UP TO 50% JAIL MAINT(21-								
Group: 04002000 - 04002999 SUPPLIES										
3014- 04002002	SMALL EQUIPMENT	\$0.00	\$0.00	\$0.00	\$30,324.54	\$69,350.00	\$39,025.46	0.000	43.727	56.273
		\$0.00	\$0.00							
Group Totals:		\$0.00	\$0.00	\$0.00	\$30,324.54	\$69,350.00	\$39,025.46	0.000	43.727	56.273
SUPPLIES		\$0.00	\$0.00				\$39,025.46	0.000	43.727	56.273
Group: 04003000 - 04003999 OTHER SERVICES & CHARGES										
3014- 04003023	INTERNET CONNECTION	\$0.00	\$0.00	\$0.00	\$0.00	\$10.00	\$10.00	0.000	0.000	100.000
		\$0.00	\$0.00							
3014- 04003100	OTHER MISCELLANEOUS	\$0.00	\$0.00	\$0.00	\$0.00	\$6,800.00	\$6,800.00	0.000	0.000	100.000
		\$0.00	\$0.00							
3014- 04003102	COMP SOFTWARESUPPORT/MAINT/REC	\$0.00	\$0.00	\$14,245.74	\$95,233.81	\$105,883.00	\$10,649.19	13.454	89.942	10.058
		\$0.00	\$0.00							
Group Totals:		\$0.00	\$0.00	\$14,245.74	\$95,233.81	\$112,693.00	\$17,459.19	12.641	84.507	15.493
OTHER SERVICES & CHARGES		\$0.00	\$0.00				\$17,459.19	12.641	84.507	15.493
Group: 04004000 - 04004999 CAPITAL OUTLAY										
3014- 04004004	MACHINERY AND EQUIPMENT	\$0.00	\$0.00	\$0.00	\$0.00	\$59,998.00	\$59,998.00	0.000	0.000	100.000
		\$0.00	\$0.00							
Group Totals:		\$0.00	\$0.00	\$0.00	\$0.00	\$59,998.00	\$59,998.00	0.000	0.000	100.000
CAPITAL OUTLAY		\$0.00	\$0.00				\$59,998.00	0.000	0.000	100.000
3014 0400 Office Totals:		\$0.00	\$0.00	\$14,245.74	\$125,558.35	\$242,041.00				
SHER (SPEC REV) UP TO 50% JAIL M		\$0.00	\$0.00				\$116,482.65	5.886	51.875	48.125
Fund: 3014 SHERIFF COMMUNICATION FACILITY AND EQUIP		Office: 8888 INTERFUND TRANSFER								
Group: 88889990 - 88889999 TRANSFERS										
3014- 88889999	INTERFUND TRANSFER	\$0.00	\$0.00	\$0.00	\$0.00	\$0.00	\$0.00	0.000	0.000	100.000
		\$0.00	\$0.00							
Group Totals:		\$0.00	\$0.00	\$0.00	\$0.00	\$0.00	\$0.00	0.000	0.000	100.000
TRANSFERS		\$0.00	\$0.00				\$0.00	0.000	0.000	100.000
3014 8888 Office Totals:		\$0.00	\$0.00	\$0.00	\$0.00	\$0.00				
INTERFUND TRANSFER		\$0.00	\$0.00				\$0.00	0.000	0.000	100.000
3014 Fund Totals:		\$0.00	\$0.00	\$14,245.74	\$125,558.35	\$242,041.00				
SHERIFF COMMUNICATION FACILITY /		\$0.00	\$0.00				\$116,482.65	5.886	51.875	48.125
Fund: 3015 SHERIFF DRUG CONTROL FUND		Office: 0400 SHERIFF (SPECIAL REV)(5-64-505)								
Group: 04002000 - 04002999 SUPPLIES										
3015- 04002002	SMALL EQUIPMENT	\$0.00	\$0.00	\$0.00	\$0.00	\$5,240.00	\$5,240.00	0.000	0.000	100.000
		\$0.00	\$0.00							
Group Totals:		\$0.00	\$0.00	\$0.00	\$0.00	\$5,240.00	\$5,240.00	0.000	0.000	100.000
SUPPLIES		\$0.00	\$0.00				\$5,240.00	0.000	0.000	100.000
Group: 04003000 - 04003999 OTHER SERVICES & CHARGES										
3015- 04003100	OTHER MISCELLANEOUS	\$0.00	\$0.00	\$0.00	\$0.00	\$5,250.00	\$5,250.00	0.000	0.000	100.000
		\$0.00	\$0.00							
Group Totals:		\$0.00	\$0.00	\$0.00	\$0.00	\$5,250.00	\$5,250.00	0.000	0.000	100.000
OTHER SERVICES & CHARGES		\$0.00	\$0.00				\$5,250.00	0.000	0.000	100.000

Item: 00 - 9999

Line Item	Description	Month to Date Transfers Appropriations	Year to Date Transfers Appropriations	MTD Expenditures Adj MTD Expend.	YTD Expenditures Adj YTD Expend	Original Budget Adj. Budget	Balance Actual Balance	MTD % Used	YTD % Used	% Left
Fund: 3015 SHERIFF DRUG CONTROL FUND										
Office: 0400 SHERIFF (SPECIAL REV)(5-64-505)										
Group: 04004000 - 04004999 CAPITAL OUTLAY										
3015- 04004004	MACHINERY AND EQUIPMENT	\$0.00	\$0.00	\$0.00	\$0.00	\$10.00	\$10.00	0.000	0.000	100.000
Group Totals:		\$0.00	\$0.00	\$0.00	\$0.00	\$10.00	\$10.00	0.000	0.000	100.000
CAPITAL OUTLAY		\$0.00	\$0.00				\$10.00	0.000	0.000	100.000
3015 0400 Office Totals:		\$0.00	\$0.00	\$0.00	\$0.00	\$10,500.00				
SHERIFF (SPECIAL REV)(5-64-505)		\$0.00	\$0.00				\$10,500.00	0.000	0.000	100.000
Fund: 3015 SHERIFF DRUG CONTROL FUND										
Office: 8888 INTERFUND TRANSFER										
Group: 88889990 - 88889999 TRANSFERS										
3015- 88889999	INTERFUND TRANSFER	\$0.00	\$0.00	\$0.00	\$0.00	\$0.00	\$0.00	0.000	0.000	100.000
Group Totals:		\$0.00	\$0.00	\$0.00	\$0.00	\$0.00				
TRANSFERS		\$0.00	\$0.00				\$0.00	0.000	0.000	100.000
3015 8888 Office Totals:		\$0.00	\$0.00	\$0.00	\$0.00	\$0.00				
INTERFUND TRANSFER		\$0.00	\$0.00				\$0.00	0.000	0.000	100.000
3015 Fund Totals:		\$0.00	\$0.00	\$0.00	\$0.00	\$10,500.00				
SHERIFF DRUG CONTROL FUND		\$0.00	\$0.00				\$10,500.00	0.000	0.000	100.000
Fund: 3017 COUNTY JAIL OPERATION AND MAINTENANCE										
Office: 0418 COUNTY JAIL (SPECIAL REVENUE)(16-17-129)										
Group: 04182000 - 04182999 SUPPLIES										
3017- 04182005	FOOD & RELATED ITEMS	\$0.00	\$0.00	\$0.00	\$0.00	\$29,200.00	\$29,200.00	0.000	0.000	100.000
3017- 04182020	BUILDINGS MATERIALS AND SUPPLIES	\$0.00	\$0.00	\$0.00	\$0.00	\$55,000.00	\$55,000.00	0.000	0.000	100.000
Group Totals:		\$0.00	\$0.00	\$0.00	\$0.00	\$84,200.00				
SUPPLIES		\$0.00	\$0.00				\$84,200.00	0.000	0.000	100.000
Group: 04183000 - 04183999 OTHER SERVICES & CHARGES										
3017- 04183006	MEDICAL DENTAL HOSPITAL	\$0.00	\$0.00	\$0.00	\$0.00	\$207,291.00	\$207,291.00	0.000	0.000	100.000
3017- 04183100	OTHER MISCELLANEOUS (ACIC TERM)	\$0.00	\$0.00	\$0.00	\$0.00	\$10.00	\$10.00	0.000	0.000	100.000
Group Totals:		\$0.00	\$0.00	\$0.00	\$0.00	\$207,301.00				
OTHER SERVICES & CHARGES		\$0.00	\$0.00				\$207,301.00	0.000	0.000	100.000
Group: 04184000 - 04184999 CAPITAL OUTLAY										
3017- 04184002	BUILDINGS & IMPROVEMENTS	\$0.00	\$0.00	\$0.00	\$0.00	\$22,000.00	\$22,000.00	0.000	0.000	100.000
3017- 04184004	MACHINERY AND EQUIPMENT	\$0.00	\$0.00	\$0.00	\$0.00	\$30,000.00	\$30,000.00	0.000	0.000	100.000
Group Totals:		\$0.00	\$0.00	\$0.00	\$0.00	\$52,000.00				
CAPITAL OUTLAY		\$0.00	\$0.00				\$52,000.00	0.000	0.000	100.000
3017 0418 Office Totals:		\$0.00	\$0.00	\$0.00	\$0.00	\$343,501.00				
COUNTY JAIL (SPECIAL REVENUE)(1		\$0.00	\$0.00				\$343,501.00	0.000	0.000	100.000
Fund: 3017 COUNTY JAIL OPERATION AND MAINTENANCE										
Office: 8888 INTERFUND TRANSFER										

2022 Budget Detail Report

Month: 6

Date Range: 06/01/2022 - 06/30/2022

Fund: 1000 - 6400

Dept: 0001 - 9999

Item: 00 - 9999

Line Item	Description	Month to Date Transfers Appropriations	Year to Date Transfers Appropriations	MTD Expenditures Adj MTD Expend.	YTD Expenditures Adj YTD Expend	Original Budget Adj. Budget	Balance Actual Balance	MTD % Used	YTD % Used	% Left
Fund: 3017 COUNTY JAIL OPERATION AND MAINTENANCE				Office: 8888 INTERFUND TRANSFER						
Group: 88889990 - 88889999 TRANSFERS										
3017 - 88889999		\$0.00	\$0.00	\$0.00	\$0.00	\$0.00				
INTERFUND TRANSFER		\$0.00	\$0.00				\$0.00	0.000	0.000	100.000
Group Totals:		\$0.00	\$0.00	\$0.00	\$0.00	\$0.00				
TRANSFERS		\$0.00	\$0.00				\$0.00	0.000	0.000	100.000
3017 8888	Office Totals:	\$0.00	\$0.00	\$0.00	\$0.00	\$0.00				
INTERFUND TRANSFER		\$0.00	\$0.00				\$0.00	0.000	0.000	100.000
3017 Fund Totals:		\$0.00	\$0.00	\$0.00	\$0.00	\$343,501.00				
COUNTY JAIL OPERATION AND MAINT		\$0.00	\$0.00				\$343,501.00	0.000	0.000	100.000
Fund: 3018 COUNTY DETENTION FACILITY FUND				Office: 0418 CONSTRUCTION-OPERATION (SPECIAL REV)						
Group: 04182000 - 04182999 SUPPLIES										
3018 - 04182005		\$0.00	\$0.00	\$0.00	\$0.00	\$18,000.00				
FOOD		\$0.00	\$0.00				\$18,000.00	0.000	0.000	100.000
Group Totals:		\$0.00	\$0.00	\$0.00	\$0.00	\$18,000.00				
SUPPLIES		\$0.00	\$0.00				\$18,000.00	0.000	0.000	100.000
3018 0418	Office Totals:	\$0.00	\$0.00	\$0.00	\$0.00	\$18,000.00				
CONSTRUCTION-OPERATION (SPECIAL REV)		\$0.00	\$0.00				\$18,000.00	0.000	0.000	100.000
Fund: 3018 COUNTY DETENTION FACILITY FUND				Office: 8888 INTERFUND TRANSFER						
Group: 88889990 - 88889999 TRANSFERS										
3018 - 88889999		\$0.00	\$0.00	\$0.00	\$0.00	\$0.00				
INTERFUND TRANSFER		\$0.00	\$0.00				\$0.00	0.000	0.000	100.000
Group Totals:		\$0.00	\$0.00	\$0.00	\$0.00	\$0.00				
TRANSFERS		\$0.00	\$0.00				\$0.00	0.000	0.000	100.000
3018 8888	Office Totals:	\$0.00	\$0.00	\$0.00	\$0.00	\$0.00				
INTERFUND TRANSFER		\$0.00	\$0.00				\$0.00	0.000	0.000	100.000
3018 Fund Totals:		\$0.00	\$0.00	\$0.00	\$0.00	\$18,000.00				
COUNTY DETENTION FACILITY FUND		\$0.00	\$0.00				\$18,000.00	0.000	0.000	100.000
Fund: 3019 SHERIFF BOATING SAFETY FUND				Office: 0400 SHERIFF (SPECIAL REV)(27-101-110)						
Group: 04002000 - 04002999 SUPPLIES										
3019 - 04002002		\$0.00	\$0.00	\$0.00	\$0.00	\$10,000.00				
SMALL EQUIPMENT		\$0.00	\$0.00				\$10,000.00	0.000	0.000	100.000
Group Totals:		\$0.00	\$0.00	\$0.00	\$0.00	\$10,000.00				
SUPPLIES		\$0.00	\$0.00				\$10,000.00	0.000	0.000	100.000
Group: 04003000 - 04003999 OTHER SERVICES & CHARGES										
3019 - 04003100		\$0.00	\$0.00	\$0.00	\$0.00	\$10.00				
OTHER MISCELLANEOUS		\$0.00	\$0.00				\$10.00	0.000	0.000	100.000
3019 - 04003101		\$0.00	\$0.00	\$0.00	\$0.00	\$1,000.00				
TRAINING & EDUCATION		\$0.00	\$0.00				\$1,000.00	0.000	0.000	100.000
Group Totals:		\$0.00	\$0.00	\$0.00	\$0.00	\$1,010.00				
OTHER SERVICES & CHARGES		\$0.00	\$0.00				\$1,010.00	0.000	0.000	100.000
Group: 04004000 - 04004999 CAPITAL OUTLAY										

2022 Budget Detail Report

Month: 6

Date Range: 06/01/2022 - 06/30/2022

Fund: 1000 - 6400

Dept: 0001 - 9999

Item: 00 - 9999

Line Item	Description	Month to Date Transfers Appropriations	Year to Date Transfers Appropriations	MTD Expenditures Adj MTD Expend.	YTD Expenditures Adj YTD Expend	Original Budget Adj. Budget	Balance Actual Balance	MTD % Used	YTD % Used	% Left
Fund: 3019 SHERIFF BOATING SAFETY FUND		Office: 0400 SHERIFF (SPECIAL REV)(27-101-110)								
Group: 04004000 - 04004999 CAPITAL OUTLAY										
3019- 04004004	MACHINERY AND EQUIPMENT	\$0.00	\$0.00	\$0.00	\$0.00	\$10.00	\$10.00	0.000	0.000	100.000
3019- 04004005	VEHICLES	\$0.00	\$0.00	\$0.00	\$0.00	\$40,000.00	\$40,000.00	0.000	0.000	100.000
Group Totals:		\$0.00	\$0.00	\$0.00	\$0.00	\$40,010.00	\$40,010.00	0.000	0.000	100.000
CAPITAL OUTLAY		\$0.00	\$0.00				\$40,010.00	0.000	0.000	100.000
3019 0400 Office Totals:		\$0.00	\$0.00	\$0.00	\$0.00	\$51,020.00	\$51,020.00	0.000	0.000	100.000
SHERIFF (SPECIAL REV)(27-101-110)		\$0.00	\$0.00				\$51,020.00	0.000	0.000	100.000
Fund: 3019 SHERIFF BOATING SAFETY FUND		Office: 8888 INTERFUND TRANSFER								
Group: 88889990 - 88889999 TRANSFERS										
3019- 88889999	INTERFUND TRANSFER	\$0.00	\$0.00	\$0.00	\$0.00	\$0.00	\$0.00	0.000	0.000	100.000
Group Totals:		\$0.00	\$0.00	\$0.00	\$0.00	\$0.00	\$0.00	0.000	0.000	100.000
TRANSFERS		\$0.00	\$0.00				\$0.00	0.000	0.000	100.000
3019 8888 Office Totals:		\$0.00	\$0.00	\$0.00	\$0.00	\$0.00	\$0.00	0.000	0.000	100.000
INTERFUND TRANSFER		\$0.00	\$0.00				\$0.00	0.000	0.000	100.000
3019 Fund Totals:		\$0.00	\$0.00	\$0.00	\$0.00	\$51,020.00	\$51,020.00	0.000	0.000	100.000
SHERIFF BOATING SAFETY FUND		\$0.00	\$0.00				\$51,020.00	0.000	0.000	100.000
Fund: 3020 EMERGENCY 911 SERVICES FUND		Office: 0501 911 EMERGENCY SERVICES (SPECIAL REV)								
Group: 05013000 - 05013999 OTHER SERVICES & CHARGES										
3020- 05013009	OTHER PROFESSIONAL SERVICES(DISP.	\$0.00	\$0.00	\$2,947.25	\$17,185.44	\$90,500.00	\$73,314.56	3.257	18.989	81.011
Group Totals:		\$0.00	\$0.00	\$2,947.25	\$17,185.44	\$90,500.00	\$73,314.56	3.257	18.989	81.011
OTHER SERVICES & CHARGES		\$0.00	\$0.00				\$73,314.56	3.257	18.989	81.011
3020 0501 Office Totals:		\$0.00	\$0.00	\$2,947.25	\$17,185.44	\$90,500.00	\$73,314.56	3.257	18.989	81.011
911 EMERGENCY SERVICES (SPECI		\$0.00	\$0.00				\$73,314.56	3.257	18.989	81.011
Fund: 3020 EMERGENCY 911 SERVICES FUND		Office: 8888 INTERFUND TRANSFER								
Group: 88889990 - 88889999 TRANSFERS										
3020- 88889999	INTERFUND TRANSFER	\$0.00	\$0.00	\$0.00	\$0.00	\$0.00	\$0.00	0.000	0.000	100.000
Group Totals:		\$0.00	\$0.00	\$0.00	\$0.00	\$0.00	\$0.00	0.000	0.000	100.000
TRANSFERS		\$0.00	\$0.00				\$0.00	0.000	0.000	100.000
3020 8888 Office Totals:		\$0.00	\$0.00	\$0.00	\$0.00	\$0.00	\$0.00	0.000	0.000	100.000
INTERFUND TRANSFER		\$0.00	\$0.00				\$0.00	0.000	0.000	100.000
3020 Fund Totals:		\$0.00	\$0.00	\$2,947.25	\$17,185.44	\$90,500.00	\$73,314.56	3.257	18.989	81.011
EMERGENCY 911 SERVICES FUND		\$0.00	\$0.00				\$73,314.56	3.257	18.989	81.011
Fund: 3022 SHERIFF EMERGENCY VEHICLE FUND		Office: 0400 SHERIFF (SPECIAL REV)(27-22-103)								
Group: 04002000 - 04002999 SUPPLIES										
3022- 04002002	SMALL EQUIPMENT	\$0.00	\$0.00	\$0.00	\$22,197.53	\$21,000.00	(\$1,197.53)	0.000	0.000	0.000

2022 Budget Detail Report

Month: 6

Date Range: 06/01/2022 - 06/30/2022

Fund: 1000 - 6400

Dept: 0001 - 9999

Item: 00 - 9999

Line Item	Description	Month to Date Transfers Appropriations	Year to Date Transfers Appropriations	MTD Expenditures Adj MTD Expend.	YTD Expenditures Adj YTD Expend	Original Budget Adj. Budget	Balance Actual Balance	MTD % Used	YTD % Used	% Left
Fund: 3022 SHERIFF EMERGENCY VEHICLE FUND		Office: 0400 SHERIFF (SPECIAL REV)(27-22-103)								
Group: 04002000 - 04002999 SUPPLIES										
	Group Totals:	\$0.00	\$0.00	\$0.00	\$22,197.53	\$21,000.00				
	SUPPLIES	\$0.00	\$0.00				(\$1,197.53)	0.000	105.703	-5.703
Group: 04003000 - 04003999 OTHER SERVICES & CHARGES										
3022 - 04003100		\$0.00	\$0.00	\$0.00	\$0.00	\$10.00				
	OTHER MISCELLANEOUS	\$0.00	\$0.00				\$10.00	0.000	0.000	100.000
	Group Totals:	\$0.00	\$0.00	\$0.00	\$0.00	\$10.00				
	OTHER SERVICES & CHARGES	\$0.00	\$0.00				\$10.00	0.000	0.000	100.000
Group: 04004000 - 04004999 CAPITAL OUTLAY										
3022 - 04004004		\$0.00	\$0.00	\$0.00	\$0.00	\$1,000.00				
	MACHINERY AND EQUIPMENT	\$0.00	\$0.00				\$1,000.00	0.000	0.000	100.000
	Group Totals:	\$0.00	\$0.00	\$0.00	\$0.00	\$1,000.00				
	CAPITAL OUTLAY	\$0.00	\$0.00				\$1,000.00	0.000	0.000	100.000
3022 0400	Office Totals:	\$0.00	\$0.00	\$0.00	\$22,197.53	\$22,010.00				
	SHERIFF (SPECIAL REV)(27-22-103)	\$0.00	\$0.00				(\$187.53)	0.000	100.852	-0.852
Fund: 3022 SHERIFF EMERGENCY VEHICLE FUND		Office: 8888 INTERFUND TRANSFER								
Group: 88889990 - 88889999 TRANSFERS										
3022 - 88889999		\$0.00	\$0.00	\$0.00	\$0.00	\$0.00				
	INTERFUND TRANSFER	\$0.00	\$0.00				\$0.00	0.000	0.000	100.000
	Group Totals:	\$0.00	\$0.00	\$0.00	\$0.00	\$0.00				
	TRANSFERS	\$0.00	\$0.00				\$0.00	0.000	0.000	100.000
3022 8888	Office Totals:	\$0.00	\$0.00	\$0.00	\$0.00	\$0.00				
	INTERFUND TRANSFER	\$0.00	\$0.00				\$0.00	0.000	0.000	100.000
3022	Fund Totals:	\$0.00	\$0.00	\$0.00	\$22,197.53	\$22,010.00				
	SHERIFF EMERGENCY VEHICLE FUND	\$0.00	\$0.00				(\$187.53)	0.000	100.852	-0.852
Fund: 3026 PUBLIC DEF INDIGENT CRIMINAL DEF FUND		Office: 0417 PUBLIC DEFENDER (SPECIAL REV)(14-20-102)								
Group: 04170100 - 04171999 PERSONAL SERVICES										
3026 - 04171001		(\$371.32)	(\$1,485.28)	\$3,349.10	\$19,467.46	\$41,902.46				
	SALARIES	\$0.00	\$0.00	\$3,720.42	\$20,952.74		\$20,949.72	8.879	50.004	49.996
3026 - 04171006		\$0.00	\$0.00	\$341.54	\$1,432.42	\$3,205.54				
	SOCIAL SECURITY MATCH	\$0.00	\$0.00				\$1,773.12	10.655	44.686	55.314
3026 - 04171007		\$0.00	\$0.00	\$740.89	\$3,210.03	\$6,419.46				
	RETIREMENT MATCH	\$0.00	\$0.00				\$3,209.43	11.541	50.005	49.995
3026 - 04171009		(\$774.56)	(\$3,098.24)	\$1.93	\$1,560.70	\$9,162.78				
	HEALTH INSURANCE MATCH	\$0.00	\$0.00	\$776.49	\$4,658.94		\$4,503.84	8.474	50.846	49.154
3026 - 04171010		\$0.00	\$0.00	\$0.00	\$78.24	\$78.36				
	WORKMEN'S COMPENSATION	\$0.00	\$0.00				\$0.12	0.000	99.847	0.153
3026 - 04171011		\$0.00	\$0.00	\$0.00	\$25.67	\$288.00				
	UNEMPLOYMENT COMPENSATION	\$0.00	\$0.00				\$262.33	0.000	8.913	91.087
3026 - 04171012		\$0.00	\$0.00	\$0.00	\$0.00	\$125.00				
	OTHER FRINGE BENEFITS(INCL HLTH IN:	\$0.00	\$0.00				\$125.00	0.000	0.000	100.000
3026 - 04171017		\$0.00	\$0.00	\$0.00	\$0.00	\$1,000.00				
	VACATION-PERSONAL TIME BUYBACK	\$0.00	\$0.00				\$1,000.00	0.000	0.000	100.000

2022 Budget Detail Report

Month: 6

Date Range: 06/01/2022 - 06/30/2022

Fund: 1000 - 6400

Dept: 0001 - 9999

Item: 00 - 9999

Line Item	Description	Month to Date Transfers Appropriations	Year to Date Transfers Appropriations	MTD Expenditures Adj MTD Expend.	YTD Expenditures Adj YTD Expend	Original Budget Adj. Budget	Balance Actual Balance	MTD % Used	YTD % Used	% Left
Fund: 3026 PUBLIC DEF INDIGENT CRIMINAL DEF FUND				Office: 0417 PUBLIC DEFENDER (SPECIAL REV)(14-20-102)						
Group: 04170100 - 04171999 PERSONAL SERVICES										
Group Totals:		(\$1,145.88)	(\$4,583.52)	\$4,433.46	\$25,774.52	\$62,181.60				
PERSONAL SERVICES		\$0.00	\$0.00	\$5,579.34	\$30,358.04		\$31,823.56	8.973	48.822	51.178
Group: 04172000 - 04172999 SUPPLIES										
3026- 04172001	GENERAL OFFICE SUPPLIES	\$0.00	\$0.00	\$0.00	\$1,156.02	\$4,000.00	\$2,843.98	0.000	28.901	71.100
3026- 04172002	SMALL EQUIPMENT	\$0.00	\$0.00	\$0.00	\$87.24	\$7,000.00	\$6,912.76	0.000	1.246	98.754
Group Totals:		\$0.00	\$0.00	\$0.00	\$1,243.26	\$11,000.00				
SUPPLIES		\$0.00	\$0.00				\$9,756.74	0.000	11.302	88.698
Group: 04173000 - 04173999 OTHER SERVICES & CHARGES										
3026- 04173009	OTHER PROFESSIONAL SERVICES	\$0.00	\$0.00	\$0.00	\$0.00	\$500.00	\$500.00	0.000	0.000	100.000
3026- 04173020	TELEPHONE & FAX-LANDLINE	\$0.00	\$0.00	\$136.09	\$1,354.58	\$3,500.00	\$2,145.42	3.888	38.702	61.298
3026- 04173021	POSTAGE	\$0.00	\$0.00	\$0.00	\$0.00	\$250.00	\$250.00	0.000	0.000	100.000
3026- 04173030	TRAVEL	\$0.00	\$0.00	\$322.00	\$446.44	\$3,500.00	\$3,053.56	9.200	12.755	87.245
3026- 04173040	ADVERTISING & PUBLICATION	\$0.00	\$0.00	\$0.00	\$222.11	\$4,500.00	\$4,277.89	0.000	4.936	95.064
3026- 04173052	FIRE & EXTENDED COVERAGE	\$0.00	\$0.00	\$0.00	\$2,065.08	\$2,066.00	\$0.92	0.000	99.955	0.045
3026- 04173060	UTILITIES - ELECTRICITY	\$0.00	\$0.00	\$505.96	\$1,978.20	\$5,000.00	\$3,021.80	10.119	39.564	60.436
3026- 04173061	UTILITIES - GAS	\$0.00	\$0.00	\$6.23	\$123.68	\$300.00	\$176.32	2.077	41.227	58.773
3026- 04173063	WASTE DISPOSAL	\$0.00	\$0.00	\$0.00	\$0.00	\$300.00	\$300.00	0.000	0.000	100.000
3026- 04173073	LEASE MACHINERY & EQUIP(INCL COPY	\$0.00	\$0.00	\$0.00	\$1,325.94	\$3,600.00	\$2,274.06	0.000	36.832	63.168
3026- 04173090	DUES MEMBERSHIPS SUB	\$0.00	\$0.00	\$0.00	\$3,095.00	\$4,500.00	\$1,405.00	0.000	68.778	31.222
3026- 04173094	MEALS & LODGING	\$0.00	\$0.00	\$0.00	\$20.00	\$2,500.00	\$2,480.00	0.000	0.800	99.200
3026- 04173100	OTHER MISCELLANEOUS	\$0.00	\$0.00	\$0.00	\$500.00	\$100.00	(\$400.00)	0.000	0.000	0.000
3026- 04173101	TRAINING & EDUCATION	\$0.00	\$0.00	\$0.00	\$2,110.00	\$5,000.00	\$2,890.00	0.000	42.200	57.800
3026- 04173102	COMP SOFTWARESUPPORT/MAINT/REC	\$0.00	\$0.00	\$11.34	\$3,958.68	\$7,000.00	\$3,041.32	0.162	56.553	43.447
Group Totals:		\$0.00	\$0.00	\$981.62	\$17,199.71	\$42,616.00				
OTHER SERVICES & CHARGES		\$0.00	\$0.00				\$25,416.29	2.303	40.360	59.640
Group: 04174000 - 04174999 CAPITAL OUTLAY										
3026- 04174004	MACHINERY AND EQUIPMENT	\$0.00	\$0.00	\$0.00	\$0.00	\$10.00	\$10.00	0.000	0.000	100.000

2022 Budget Detail Report

Month: 6

Date Range: 06/01/2022 - 06/30/2022

Fund: 1000 - 6400

Dept: 0001 - 9999

Item: 00 - 9999

Line Item	Description	Month to Date Transfers Appropriations	Year to Date Transfers Appropriations	MTD Expenditures Adj MTD Expend.	YTD Expenditures Adj YTD Expend	Original Budget Adj. Budget	Balance Actual Balance	MTD % Used	YTD % Used	% Left
Fund: 3026 PUBLIC DEF INDIGENT CRIMINAL DEF FUND		Office: 0417 PUBLIC DEFENDER (SPECIAL REV)(14-20-102)								
Group: 04174000 - 04174999 CAPITAL OUTLAY										
	Group Totals:	\$0.00	\$0.00	\$0.00	\$0.00	\$10.00				
	CAPITAL OUTLAY	\$0.00	\$0.00				\$10.00	0.000	0.000	100.000
3026 0417	Office Totals:	(\$1,145.88)	(\$4,583.52)	\$5,415.08	\$44,217.49	\$115,807.60				
	PUBLIC DEFENDER (SPECIAL REV)(\$0.00	\$0.00	\$6,560.96	\$48,801.01		\$67,006.59	5.665	42.140	57.860
Fund: 3026 PUBLIC DEF INDIGENT CRIMINAL DEF FUND		Office: 8888 INTERFUND TRANSFER								
Group: 88889990 - 88889999 TRANSFERS										
3026 - 88889999		\$0.00	\$0.00	\$0.00	\$0.00	\$0.00				
	INTERFUND TRANSFER	\$0.00	\$0.00				\$0.00	0.000	0.000	100.000
	Group Totals:	\$0.00	\$0.00	\$0.00	\$0.00	\$0.00				
	TRANSFERS	\$0.00	\$0.00				\$0.00	0.000	0.000	100.000
3026 8888	Office Totals:	\$0.00	\$0.00	\$0.00	\$0.00	\$0.00				
	INTERFUND TRANSFER	\$0.00	\$0.00				\$0.00	0.000	0.000	100.000
3026	Fund Totals:	(\$1,145.88)	(\$4,583.52)	\$5,415.08	\$44,217.49	\$115,807.60				
	PUBLIC DEF INDIGENT CRIMINAL DEF	\$0.00	\$0.00	\$6,560.96	\$48,801.01		\$67,006.59	5.665	42.140	57.860
Fund: 3028 ADULT DRUG COURT FEE FUND		Office: 0422 CIRCUIT DRUG CT FEE FD (SPEC REV)(16-98-								
Group: 04222000 - 04222999 SUPPLIES										
3028 - 04222001		\$0.00	\$0.00	\$29.18	\$195.08	\$290.00				
	GENERAL OFFICE SUPPLIES	\$0.00	\$0.00				\$94.92	10.062	67.269	32.731
3028 - 04222002		\$0.00	\$0.00	\$0.00	\$0.00	\$500.00				
	SMALL EQUIPMENT	\$0.00	\$0.00				\$500.00	0.000	0.000	100.000
	Group Totals:	\$0.00	\$0.00	\$29.18	\$195.08	\$790.00				
	SUPPLIES	\$0.00	\$0.00				\$594.92	3.694	24.694	75.306
Group: 04223000 - 04223999 OTHER SERVICES & CHARGES										
3028 - 04223030		\$0.00	\$0.00	\$0.00	\$0.00	\$300.00				
	TRAVEL	\$0.00	\$0.00				\$300.00	0.000	0.000	100.000
3028 - 04223094		\$0.00	\$0.00	\$47.04	\$47.04	\$200.00				
	MEALS & LODGING	\$0.00	\$0.00				\$152.96	23.520	23.520	76.480
3028 - 04223100		\$0.00	\$0.00	\$0.00	\$0.00	\$10.00				
	OTHER MISCELLANEOUS	\$0.00	\$0.00				\$10.00	0.000	0.000	100.000
3028 - 04223101		\$0.00	\$0.00	\$0.00	\$200.00	\$200.00				
	TRAINING & EDUCATION	\$0.00	\$0.00				\$0.00	0.000	100.000	0.000
	Group Totals:	\$0.00	\$0.00	\$47.04	\$247.04	\$710.00				
	OTHER SERVICES & CHARGES	\$0.00	\$0.00				\$462.96	6.625	34.794	65.206
3028 0422	Office Totals:	\$0.00	\$0.00	\$76.22	\$442.12	\$1,500.00				
	CIRCUIT DRUG CT FEE FD (SPEC RE	\$0.00	\$0.00				\$1,057.88	5.081	29.475	70.525
Fund: 3028 ADULT DRUG COURT FEE FUND		Office: 8888 INTERFUND TRANSFER								
Group: 88889990 - 88889999 TRANSFERS										
3028 - 88889999		\$0.00	\$0.00	\$0.00	\$0.00	\$0.00				
	INTERFUND TRANSFER	\$0.00	\$0.00				\$0.00	0.000	0.000	100.000
	Group Totals:	\$0.00	\$0.00	\$0.00	\$0.00	\$0.00				
	TRANSFERS	\$0.00	\$0.00				\$0.00	0.000	0.000	100.000

2022 Budget Detail Report

Month: 6

Date Range: 06/01/2022 - 06/30/2022

Fund: 1000 - 6400

Dept: 0001 - 9999

Item: 00 - 9999

Line Item	Description	Month to Date Transfers Appropriations	Year to Date Transfers Appropriations	MTD Expenditures Adj MTD Exp.	YTD Expenditures Adj YTD Exp.	Original Budget Adj. Budget	Balance Actual Balance	MTD % Used	YTD % Used	% Left
Fund: 3028 ADULT DRUG COURT FEE FUND					Office: 8888 INTERFUND TRANSFER					
3028 8888	Office Totals:	\$0.00	\$0.00	\$0.00	\$0.00	\$0.00				
	INTERFUND TRANSFER	\$0.00	\$0.00				\$0.00	0.000	0.000	100.000
3028	Fund Totals:	\$0.00	\$0.00	\$76.22	\$442.12	\$1,500.00				
	ADULT DRUG COURT FEE FUND	\$0.00	\$0.00				\$1,057.88	5.081	29.475	70.525
Fund: 3029 DISTRICT COURT PUBLIC SAFETY FUND					Office: 0409 DISTRICT COURT (SPECIAL REV)(27-34-108)					
Group: 04092000 - 04092999 SUPPLIES										
3029- 04092001	GENERAL OFFICE SUPPLIES	\$0.00	\$0.00	\$0.00	\$0.00	\$10.00	\$10.00	0.000	0.000	100.000
3029- 04092002	SMALL EQUIPMENT	\$0.00	\$0.00	\$0.00	\$1,670.00	\$1,000.00	(\$670.00)	0.000	0.000	0.000
	Group Totals:	\$0.00	\$0.00	\$0.00	\$1,670.00	\$1,010.00	(\$660.00)	0.000	165.347	-65.347
	SUPPLIES	\$0.00	\$0.00							
Group: 04093000 - 04093999 OTHER SERVICES & CHARGES										
3029- 04093030	TRAVEL	\$0.00	\$0.00	\$0.00	\$0.00	\$10.00	\$10.00	0.000	0.000	100.000
3029- 04093100	OTHER MISCELLANEOUS	\$0.00	\$0.00	\$0.00	\$401.45	\$1,000.00	\$598.55	0.000	40.145	59.855
3029- 04093101	TRAINING & EDUCATION	\$0.00	\$0.00	\$0.00	\$0.00	\$10.00	\$10.00	0.000	0.000	100.000
	Group Totals:	\$0.00	\$0.00	\$0.00	\$401.45	\$1,020.00	\$618.55	0.000	39.358	60.642
	OTHER SERVICES & CHARGES	\$0.00	\$0.00							
Group: 04094000 - 04094999 CAPITAL OUTLAY										
3029- 04094004	MACHINERY AND EQUIPMENT	\$0.00	\$0.00	\$0.00	\$0.00	\$10.00	\$10.00	0.000	0.000	100.000
	Group Totals:	\$0.00	\$0.00	\$0.00	\$0.00	\$10.00	\$10.00	0.000	0.000	100.000
	CAPITAL OUTLAY	\$0.00	\$0.00							
3029 0409	Office Totals:	\$0.00	\$0.00	\$0.00	\$2,071.45	\$2,040.00				
	DISTRICT COURT (SPECIAL REV)(27-	\$0.00	\$0.00				(\$31.45)	0.000	101.542	-1.542
Fund: 3029 DISTRICT COURT PUBLIC SAFETY FUND					Office: 8888 INTERFUND TRANSFER					
Group: 88889990 - 88889999 TRANSFERS										
3029- 88889999	INTERFUND TRANSFER	\$0.00	\$0.00	\$0.00	\$0.00	\$0.00	\$0.00	0.000	0.000	100.000
	Group Totals:	\$0.00	\$0.00	\$0.00	\$0.00	\$0.00	\$0.00	0.000	0.000	100.000
	TRANSFERS	\$0.00	\$0.00							
3029 8888	Office Totals:	\$0.00	\$0.00	\$0.00	\$0.00	\$0.00				
	INTERFUND TRANSFER	\$0.00	\$0.00				\$0.00	0.000	0.000	100.000
3029	Fund Totals:	\$0.00	\$0.00	\$0.00	\$2,071.45	\$2,040.00				
	DISTRICT COURT PUBLIC SAFETY FUN	\$0.00	\$0.00				(\$31.45)	0.000	101.542	-1.542
Fund: 3031 JUVENILE COURT PROBATION FEE FUND					Office: 0414 JUVENILE COURT (SPECIAL REV)(16-13-326)					
Group: 04140100 - 04141999 PERSONAL SERVICES										
3031- 04141002	PART TIME JUVENILE OFFICER	\$0.00	\$0.00	\$0.00	\$0.00	\$2,255.00	\$2,255.00	0.000	0.000	100.000

2022 Budget Detail Report

Month: 6

Date Range: 06/01/2022 - 06/30/2022

Fund: 1000 - 6400

Dept: 0001 - 9999

Item: 00 - 9999

Line Item	Description	Month to Date Transfers Appropriations	Year to Date Transfers Appropriations	MTD Expenditures Adj MTD Expend.	YTD Expenditures Adj YTD Expend	Original Budget Adj. Budget	Balance Actual Balance	MTD % Used	YTD % Used	% Left
Fund: 3031 JUVENILE COURT PROBATION FEE FUND		Office: 0414 JUVENILE COURT (SPECIAL REV)(16-13-326)								
Group: 04140100 - 04141999 PERSONAL SERVICES										
3031 - 04141005		\$0.00	\$0.00	\$0.00	\$0.00	\$3,000.00				
	OVERTIME & OTHER COMP(INCL HOLIDAY)	\$0.00	\$0.00				\$3,000.00	0.000	0.000	100.000
3031 - 04141006		\$0.00	\$0.00	\$0.00	\$0.00	\$2,484.50				
	SOCIAL SECURITY MATCH	\$0.00	\$0.00				\$2,484.50	0.000	0.000	100.000
3031 - 04141007		\$0.00	\$0.00	\$0.00	\$0.00	\$459.60				
	RETIREMENT MATCH	\$0.00	\$0.00				\$459.60	0.000	0.000	100.000
Group Totals:		\$0.00	\$0.00	\$0.00	\$0.00	\$8,199.10				
PERSONAL SERVICES		\$0.00	\$0.00				\$8,199.10	0.000	0.000	100.000
Group: 04142000 - 04142999 SUPPLIES										
3031 - 04142001		\$0.00	\$0.00	\$116.79	\$1,995.90	\$5,000.00				
	GENERAL OFFICE SUPPLIES	\$0.00	\$0.00				\$3,004.10	2.336	39.918	60.082
3031 - 04142002		\$0.00	\$0.00	\$0.00	\$37.96	\$3,500.00				
	SMALL EQUIPMENT	\$0.00	\$0.00				\$3,462.04	0.000	1.085	98.915
3031 - 04142006		\$0.00	\$0.00	\$16.28	\$42.32	\$2,500.00				
	CLOTHING AND UNIFORMS	\$0.00	\$0.00				\$2,457.68	0.651	1.693	98.307
Group Totals:		\$0.00	\$0.00	\$133.07	\$2,076.18	\$11,000.00				
SUPPLIES		\$0.00	\$0.00				\$8,923.82	1.210	18.874	81.126
Group: 04143000 - 04143999 OTHER SERVICES & CHARGES										
3031 - 04143020		\$0.00	\$0.00	\$260.95	\$833.78	\$2,000.00				
	TELEPHONE & FAX-LANDLINE	\$0.00	\$0.00				\$1,166.22	13.048	41.689	58.311
3031 - 04143021		\$0.00	\$0.00	\$9.25	\$9.25	\$1,200.00				
	POSTAGE	\$0.00	\$0.00				\$1,190.75	0.771	0.771	99.229
3031 - 04143022		\$0.00	\$0.00	\$357.42	\$1,787.52	\$2,200.00				
	CELL PHONES & PAGERS	\$0.00	\$0.00				\$412.48	16.246	81.251	18.749
3031 - 04143100		\$0.00	\$0.00	\$0.00	\$83.90	\$1,000.00				
	OTHER MISCELLANEOUS	\$0.00	\$0.00				\$916.10	0.000	8.390	91.610
3031 - 04143101		\$0.00	\$0.00	\$756.00	\$1,001.00	\$5,000.00				
	TRAINING & EDUCATION	\$0.00	\$0.00				\$3,999.00	15.120	20.020	79.980
Group Totals:		\$0.00	\$0.00	\$1,383.62	\$3,715.45	\$11,400.00				
OTHER SERVICES & CHARGES		\$0.00	\$0.00				\$7,684.55	12.137	32.592	67.408
3031 0414 Office Totals:		\$0.00	\$0.00	\$1,516.69	\$5,791.63	\$30,599.10				
JUVENILE COURT (SPECIAL REV)(16-13-326)		\$0.00	\$0.00				\$24,807.47	4.957	18.927	81.073
Fund: 3031 JUVENILE COURT PROBATION FEE FUND		Office: 8888 INTERFUND TRANSFER								
Group: 88889990 - 88889999 TRANSFERS										
3031 - 88889999		\$0.00	\$0.00	\$0.00	\$0.00	\$0.00				
	INTERFUND TRANSFER	\$0.00	\$0.00				\$0.00	0.000	0.000	100.000
Group Totals:		\$0.00	\$0.00	\$0.00	\$0.00	\$0.00				
TRANSFERS		\$0.00	\$0.00				\$0.00	0.000	0.000	100.000
3031 8888 Office Totals:		\$0.00	\$0.00	\$0.00	\$0.00	\$0.00				
INTERFUND TRANSFER		\$0.00	\$0.00				\$0.00	0.000	0.000	100.000
3031 Fund Totals:		\$0.00	\$0.00	\$1,516.69	\$5,791.63	\$30,599.10				
JUVENILE COURT PROBATION FEE FL		\$0.00	\$0.00				\$24,807.47	4.957	18.927	81.073

Fund: 3039 CIRCUIT CLERK COMMISSION FEE FUND

Office: 0102 COMMISSIONED REAL-ESTATE SALES

2022 Budget Detail Report

Month: 6

Date Range: 06/01/2022 - 06/30/2022

Fund: 1000 - 6400

Dept: 0001 - 9999

Item: 00 - 9999

Line Item	Description	Month to Date Transfers Appropriations	Year to Date Transfers Appropriations	MTD Expenditures Adj MTD Expend.	YTD Expenditures Adj YTD Expend	Original Budget Adj. Budget	Balance Actual Balance	MTD % Used	YTD % Used	% Left
Fund: 3039 CIRCUIT CLERK COMMISSION FEE FUND				Office: 0102 COMMISIONED REAL-ESTATE SALES						
Group: 01022000 - 01022999 SUPPLIES										
3039- 01022001	GENERAL OFFICE SUPPLIES	\$0.00	\$0.00	\$0.00	\$0.00	\$4,000.00	\$4,000.00	0.000	0.000	100.000
3039- 01022002	SMALL EQUIPMENT	\$0.00	\$0.00	\$0.00	\$0.00	\$250.00	\$250.00	0.000	0.000	100.000
Group Totals:		\$0.00	\$0.00	\$0.00	\$0.00	\$4,250.00				
SUPPLIES		\$0.00	\$0.00				\$4,250.00	0.000	0.000	100.000
Group: 01023000 - 01023999 OTHER SERVICES & CHARGES										
3039- 01023090	DUES, MEMBERSHIPS. SUB	\$0.00	\$0.00	\$0.00	\$0.00	\$500.00	\$500.00	0.000	0.000	100.000
3039- 01023101	TRAINING & EDUCATION	\$0.00	\$0.00	\$0.00	\$0.00	\$600.00	\$600.00	0.000	0.000	100.000
Group Totals:		\$0.00	\$0.00	\$0.00	\$0.00	\$1,100.00				
OTHER SERVICES & CHARGES		\$0.00	\$0.00				\$1,100.00	0.000	0.000	100.000
Group: 01024000 - 01024999 CAPITAL OUTLAY										
3039- 01024004	MACHINERY AND EQUIPMENT	\$0.00	\$0.00	\$0.00	\$0.00	\$250.00	\$250.00	0.000	0.000	100.000
Group Totals:		\$0.00	\$0.00	\$0.00	\$0.00	\$250.00				
CAPITAL OUTLAY		\$0.00	\$0.00				\$250.00	0.000	0.000	100.000
Office Totals:		\$0.00	\$0.00	\$0.00	\$0.00	\$5,600.00				
COMMISIONED REAL-ESTATE SALE		\$0.00	\$0.00				\$5,600.00	0.000	0.000	100.000
Fund: 3039 CIRCUIT CLERK COMMISSION FEE FUND				Office: 8888 INTERFUND TRANSFER						
Group: 88889990 - 88889999 TRANSFERS										
3039- 88889999	INTERFUND TRANSFER	\$0.00	\$0.00	\$0.00	\$0.00	\$0.00	\$0.00	0.000	0.000	100.000
Group Totals:		\$0.00	\$0.00	\$0.00	\$0.00	\$0.00				
TRANSFERS		\$0.00	\$0.00				\$0.00	0.000	0.000	100.000
Office Totals:		\$0.00	\$0.00	\$0.00	\$0.00	\$0.00				
INTERFUND TRANSFER		\$0.00	\$0.00				\$0.00	0.000	0.000	100.000
Fund Totals:		\$0.00	\$0.00	\$0.00	\$0.00	\$5,600.00				
CIRCUIT CLERK COMMISSION FEE FU		\$0.00	\$0.00				\$5,600.00	0.000	0.000	100.000
Fund: 3042 ASSESSOR'S LATE ASSESSMENT FEE FUND				Office: 0105 COUNTY ASSESSOR						
Group: 01052000 - 01052999 SUPPLIES										
3042- 01052001	GENERAL SUPPLIES(CONSUMED OR AL	\$0.00	\$0.00	\$0.00	\$0.00	\$500.00	\$500.00	0.000	0.000	100.000
3042- 01052002	SMALL EQUIPMENT(LESS THAN CAPITAL	\$0.00	\$0.00	\$0.00	\$1,246.67	\$3,865.00	\$2,618.33	0.000	32.255	67.745
Group Totals:		\$0.00	\$0.00	\$0.00	\$1,246.67	\$4,365.00				
SUPPLIES		\$0.00	\$0.00				\$3,118.33	0.000	28.561	71.439
Group: 01053000 - 01053999 OTHER SERVICES & CHARGES										
3042- 01053021	POSTAGE	\$0.00	\$0.00	\$0.00	\$0.00	\$290.00	\$290.00	0.000	0.000	100.000

Item: 00 - 9999

**%
Left**

Fund: 3042 ASSESSOR'S LATE ASSESSMENT FEE FUND				Office: 0105 COUNTY ASSESSOR						
Group: 01053000 - 01053999 OTHER SERVICES & CHARGES										
3042- 01053030 TRAVEL		\$0.00	\$0.00	\$0.00	\$147.58	\$500.00				
		\$0.00	\$0.00				\$352.42	0.000	29.516	70.484
3042- 01053040 ADVERTISING & PUBLICATIONS		\$0.00	\$0.00	\$0.00	\$0.00	\$305.00				
		\$0.00	\$0.00				\$305.00	0.000	0.000	100.000
3042- 01053090 DUES, MEMBERSHIPS, SUB		\$0.00	\$0.00	\$0.00	\$60.00	\$310.00				
		\$0.00	\$0.00				\$250.00	0.000	19.355	80.645
3042- 01053094 MEALS & LODGING		\$0.00	\$0.00	\$0.00	\$0.00	\$500.00				
		\$0.00	\$0.00				\$500.00	0.000	0.000	100.000
3042- 01053100 OTHER MISCELLANEOUS		\$0.00	\$0.00	\$0.00	\$0.00	\$500.00				
		\$0.00	\$0.00				\$500.00	0.000	0.000	100.000
3042- 01053101 TRAINING & EDUCATION		\$0.00	\$0.00	\$0.00	\$50.00	\$500.00				
		\$0.00	\$0.00				\$450.00	0.000	10.000	90.000
3042- 01053102 COMP SOFTWARE,SUPPORT/MAINT/REC		\$0.00	\$0.00	\$0.00	\$0.00	\$10.00				
		\$0.00	\$0.00				\$10.00	0.000	0.000	100.000
Group Totals:		\$0.00	\$0.00	\$0.00	\$257.58	\$2,915.00				
OTHER SERVICES & CHARGES		\$0.00	\$0.00				\$2,657.42	0.000	8.836	91.164
Group: 01054000 - 01054999 CAPITAL OUTLAY										
3042- 01054004 MACHINERY & EQUIPMENT		\$0.00	\$0.00	\$0.00	\$0.00	\$10.00				
		\$0.00	\$0.00				\$10.00	0.000	0.000	100.000
Group Totals:		\$0.00	\$0.00	\$0.00	\$0.00	\$10.00				
CAPITAL OUTLAY		\$0.00	\$0.00				\$10.00	0.000	0.000	100.000
3042	0105	Office Totals:	\$0.00	\$0.00	\$0.00	\$1,504.25	\$7,290.00			
COUNTY ASSESSOR			\$0.00	\$0.00			\$5,785.75	0.000	20.634	79.366
Fund: 3042 ASSESSOR'S LATE ASSESSMENT FEE FUND				Office: 8888 INTERFUND TRANSFER						
Group: 88889990 - 88889999 TRANSFERS										
3042- 88889999 INTERFUND TRANSFER		\$0.00	\$0.00	\$0.00	\$0.00	\$0.00				
		\$0.00	\$0.00				\$0.00	0.000	0.000	100.000
Group Totals:		\$0.00	\$0.00	\$0.00	\$0.00	\$0.00				
TRANSFERS		\$0.00	\$0.00				\$0.00	0.000	0.000	100.000
3042	8888	Office Totals:	\$0.00	\$0.00	\$0.00	\$0.00				
INTERFUND TRANSFER			\$0.00	\$0.00			\$0.00	0.000	0.000	100.000
Fund Totals:		\$0.00	\$0.00	\$0.00	\$1,504.25	\$7,290.00				
ASSESSOR'S LATE ASSESSMENT FEE		\$0.00	\$0.00				\$5,785.75	0.000	20.634	79.366
Fund: 3045 DISTRICT COURT SPECIALTY COURT FUND				Office: 0409 DISTRICT COURT SPECIALTY COURT						
Group: 04092000 - 04092999 SUPPLIES										
3045- 04092001 GENERAL SUPPLIES (CONSUMED OR AI		\$0.00	\$0.00	\$0.00	\$0.00	\$10.00				
		\$0.00	\$0.00				\$10.00	0.000	0.000	100.000
3045- 04092002 SMALL EQUIPMENT (LESS THAN CAPIT,		\$0.00	\$0.00	\$0.00	\$0.00	\$10.00				
		\$0.00	\$0.00				\$10.00	0.000	0.000	100.000
Group Totals:		\$0.00	\$0.00	\$0.00	\$0.00	\$20.00				
SUPPLIES		\$0.00	\$0.00				\$20.00	0.000	0.000	100.000
Group: 04093000 - 04093999 OTHER SERVICES & CHARGES										

Line Item	Description	Month to Date Transfers Appropriations	Year to Date Transfers Appropriations	MTD Expenditures Adj MTD Expend.	YTD Expenditures Adj YTD Expend	Original Budget Adj. Budget	Balance Actual Balance	MTD % Used	YTD % Used	% Left
Fund: 3045 DISTRICT COURT SPECIALTY COURT FUND										
Office: 0409 DISTRICT COURT SPECIALTY COURT										
Group: 04093000 - 04093999 OTHER SERVICES & CHARGES										
3045- 04093009	OTHER PROFESSIONAL SERVICES	\$0.00	\$0.00	\$0.00	\$0.00	\$21,832.49	\$21,832.49	0.000	0.000	100.000
3045- 04093094	MEALS & LODGING	\$0.00	\$0.00	\$0.00	\$0.00	\$1,500.00	\$1,500.00	0.000	0.000	100.000
3045- 04093100	OTHER MISCELLANEOUS	\$0.00	\$0.00	\$143.01	\$740.27	\$10.00	(\$730.27)	0.000	0.000	0.000
3045- 04093102	COMP SOFTWARE,SUPPORT/MAINT/REC	\$0.00	\$0.00	\$0.00	\$0.00	\$10.00	\$10.00	0.000	0.000	100.000
Group Totals:		\$0.00	\$0.00	\$143.01	\$740.27	\$23,352.49				
OTHER SERVICES & CHARGES		\$0.00	\$0.00				\$22,612.22	0.612	3.170	96.830
3045 0409 Office Totals:		\$0.00	\$0.00	\$143.01	\$740.27	\$23,372.49				
DISTRICT COURT SPECIALTY COUR		\$0.00	\$0.00				\$22,632.22	0.612	3.167	96.833
Fund: 3045 DISTRICT COURT SPECIALTY COURT FUND										
Office: 8888 INTERFUND TRANSFER										
Group: 88889990 - 88889999 TRANSFERS										
3045- 88889999	INTERFUND TRANSFER	\$0.00	\$0.00	\$0.00	\$0.00	\$0.00	\$0.00	0.000	0.000	100.000
Group Totals:		\$0.00	\$0.00	\$0.00	\$0.00	\$0.00				
TRANSFERS		\$0.00	\$0.00				\$0.00	0.000	0.000	100.000
3045 8888 Office Totals:		\$0.00	\$0.00	\$0.00	\$0.00	\$0.00				
INTERFUND TRANSFER		\$0.00	\$0.00				\$0.00	0.000	0.000	100.000
3045 Fund Totals:		\$0.00	\$0.00	\$143.01	\$740.27	\$23,372.49				
DISTRICT COURT SPECIALTY COURT I		\$0.00	\$0.00				\$22,632.22	0.612	3.167	96.833
Fund: 3414 JUVENILE DRUG COURT FEE FUND										
Office: 0414 JUVENILE DRUG COURT FEE FUND(SPECIAL REV										
Group: 04142000 - 04142999 SUPPLIES										
3414- 04142001	GENERAL OFFICE SUPPLIES	\$0.00	\$0.00	\$212.23	\$842.38	\$900.00	\$57.62	23.581	93.598	6.402
3414- 04142002	SMALL EQUIPMENT	\$0.00	\$0.00	\$0.00	\$0.00	\$300.00	\$300.00	0.000	0.000	100.000
Group Totals:		\$0.00	\$0.00	\$212.23	\$842.38	\$1,200.00				
SUPPLIES		\$0.00	\$0.00				\$357.62	17.686	70.198	29.802
Group: 04143000 - 04143999 OTHER SERVICES & CHARGES										
3414- 04143100	OTHER MISCELLANEOUS	\$0.00	\$0.00	\$325.23	\$559.59	\$150.00	(\$409.59)	0.000	0.000	0.000
3414- 04143101	TRAINING & EDUCATION	\$0.00	\$0.00	\$0.00	\$53.34	\$100.00	\$46.66	0.000	53.340	46.660
Group Totals:		\$0.00	\$0.00	\$325.23	\$612.93	\$250.00				
OTHER SERVICES & CHARGES		\$0.00	\$0.00				(\$362.93)	130.092	245.172	-145.172
3414 0414 Office Totals:		\$0.00	\$0.00	\$537.46	\$1,455.31	\$1,450.00				
JUVENILE DRUG COURT FEE FUND(\$0.00	\$0.00				(\$5.31)	37.066	100.366	-0.366
Fund: 3414 JUVENILE DRUG COURT FEE FUND										
Office: 8888 INTERFUND TRANSFER										
Group: 88889990 - 88889999 TRANSFERS										

Line Item	Description	Month to Date Transfers Appropriations	Year to Date Transfers Appropriations	MTD Expenditures Adj MTD Expend.	YTD Expenditures Adj YTD Expend	Original Budget Adj. Budget	Balance Actual Balance	MTD % Used	YTD % Used	% Left
Fund: 3414 JUVENILE DRUG COURT FEE FUND Office: 8888 INTERFUND TRANSFER										
Group: 88889990 - 88889999 TRANSFERS										
3414 - 88889999		\$0.00	\$0.00	\$0.00	\$0.00	\$0.00				
INTERFUND TRANSFER		\$0.00	\$0.00				\$0.00	0.000	0.000	100.000
Group Totals:		\$0.00	\$0.00	\$0.00	\$0.00	\$0.00				
TRANSFERS		\$0.00	\$0.00				\$0.00	0.000	0.000	100.000
3414 8888	Office Totals:	\$0.00	\$0.00	\$0.00	\$0.00	\$0.00				
INTERFUND TRANSFER		\$0.00	\$0.00				\$0.00	0.000	0.000	100.000
Fund Totals:		\$0.00	\$0.00	\$537.46	\$1,455.31	\$1,450.00				
JUVENILE DRUG COURT FEE FUND		\$0.00	\$0.00				(\$5.31)	37.066	100.366	-0.366
Fund: 3490 SHERIFF DRUG ABUSE RESISTANCE ED FUND Office: 0400 SHERIFF (SPECIAL REV)										
Group: 04002000 - 04002999 SUPPLIES										
3490 - 04002001		\$0.00	\$0.00	\$0.00	\$0.00	\$500.00				
GENERAL OFFICE SUPPLIES		\$0.00	\$0.00				\$500.00	0.000	0.000	100.000
3490 - 04002002		\$0.00	\$0.00	\$0.00	\$0.00	\$5,000.00				
SMALL EQUIPMENT		\$0.00	\$0.00				\$5,000.00	0.000	0.000	100.000
Group Totals:		\$0.00	\$0.00	\$0.00	\$0.00	\$5,500.00				
SUPPLIES		\$0.00	\$0.00				\$5,500.00	0.000	0.000	100.000
Group: 04003000 - 04003999 OTHER SERVICES & CHARGES										
3490 - 04003100		\$0.00	\$0.00	\$756.79	\$756.79	\$7,000.00				
OTHER MISCELLANEOUS		\$0.00	\$0.00				\$6,243.21	10.811	10.811	89.189
Group Totals:		\$0.00	\$0.00	\$756.79	\$756.79	\$7,000.00				
OTHER SERVICES & CHARGES		\$0.00	\$0.00				\$6,243.21	10.811	10.811	89.189
3490 0400	Office Totals:	\$0.00	\$0.00	\$756.79	\$756.79	\$12,500.00				
SHERIFF (SPECIAL REV)		\$0.00	\$0.00				\$11,743.21	6.054	6.054	93.946
Fund: 3490 SHERIFF DRUG ABUSE RESISTANCE ED FUND Office: 8888 INTERFUND TRANSFER										
Group: 88889990 - 88889999 TRANSFERS										
3490 - 88889999		\$0.00	\$0.00	\$0.00	\$0.00	\$0.00				
INTERFUND TRANSFER		\$0.00	\$0.00				\$0.00	0.000	0.000	100.000
Group Totals:		\$0.00	\$0.00	\$0.00	\$0.00	\$0.00				
TRANSFERS		\$0.00	\$0.00				\$0.00	0.000	0.000	100.000
3490 8888	Office Totals:	\$0.00	\$0.00	\$0.00	\$0.00	\$0.00				
INTERFUND TRANSFER		\$0.00	\$0.00				\$0.00	0.000	0.000	100.000
Fund Totals:		\$0.00	\$0.00	\$756.79	\$756.79	\$12,500.00				
SHERIFF DRUG ABUSE RESISTANCE E		\$0.00	\$0.00				\$11,743.21	6.054	6.054	93.946
Fund: 3492 SHERIFF FEDERAL DRUG FORFEITURE FUND Office: 0400 SHERIFF (SPECIAL REV)										
Group: 04002000 - 04002999 SUPPLIES										
3492 - 04002002		\$0.00	\$0.00	\$0.00	\$0.00	\$10,000.00				
SMALL EQUIPMENT		\$0.00	\$0.00				\$10,000.00	0.000	0.000	100.000
Group Totals:		\$0.00	\$0.00	\$0.00	\$0.00	\$10,000.00				
SUPPLIES		\$0.00	\$0.00				\$10,000.00	0.000	0.000	100.000
Group: 04003000 - 04003999 OTHER SERVICES & CHARGES										

2022 Budget Detail Report

Month: 6

Date Range: 06/01/2022 - 06/30/2022

Fund: 1000 - 6400

Dept: 0001 - 9999

Item: 00 - 9999

Line Item	Description	Month to Date Transfers Appropriations	Year to Date Transfers Appropriations	MTD Expenditures Adj MTD Expend.	YTD Expenditures Adj YTD Expend	Original Budget Adj. Budget	Balance Actual Balance	MTD % Used	YTD % Used	% Left
Fund: 3492 SHERIFF FEDERAL DRUG FORFEITURE FUND				Office: 0400 SHERIFF (SPECIAL REV)						
Group: 04003000 - 04003999 OTHER SERVICES & CHARGES										
3492- 04003100		\$0.00	\$0.00	\$0.00	\$0.00	\$5,000.00				
	OTHER MISCELLANEOUS	\$0.00	\$0.00				\$5,000.00	0.000	0.000	100.000
Group Totals:		\$0.00	\$0.00	\$0.00	\$0.00	\$5,000.00				
OTHER SERVICES & CHARGES		\$0.00	\$0.00				\$5,000.00	0.000	0.000	100.000
3492 0400 Office Totals:		\$0.00	\$0.00	\$0.00	\$0.00	\$15,000.00				
SHERIFF (SPECIAL REV)		\$0.00	\$0.00				\$15,000.00	0.000	0.000	100.000
Fund: 3492 SHERIFF FEDERAL DRUG FORFEITURE FUND				Office: 8888 INTERFUND TRANSFER						
Group: 88889990 - 88889999 TRANSFERS										
3492- 88889999		\$0.00	\$0.00	\$0.00	\$0.00	\$0.00				
	INTERFUND TRANSFER	\$0.00	\$0.00				\$0.00	0.000	0.000	100.000
Group Totals:		\$0.00	\$0.00	\$0.00	\$0.00	\$0.00				
TRANSFERS		\$0.00	\$0.00				\$0.00	0.000	0.000	100.000
3492 8888 Office Totals:		\$0.00	\$0.00	\$0.00	\$0.00	\$0.00				
INTERFUND TRANSFER		\$0.00	\$0.00				\$0.00	0.000	0.000	100.000
3492 Fund Totals:		\$0.00	\$0.00	\$0.00	\$0.00	\$15,000.00				
SHERIFF FEDERAL DRUG FORFEITURE		\$0.00	\$0.00				\$15,000.00	0.000	0.000	100.000
Fund: 3494 ED DISTRICT COURT AUTOMATION FUND				Office: 0409 DISTRICT COURT (SPECIAL REV)(16-13-704)						
Group: 04092000 - 04092999 SUPPLIES										
3494- 04092002		\$0.00	\$0.00	\$0.00	\$244.28	\$2,860.00				
	SMALL EQUIPMENT	\$0.00	\$0.00				\$2,615.72	0.000	8.541	91.459
Group Totals:		\$0.00	\$0.00	\$0.00	\$244.28	\$2,860.00				
SUPPLIES		\$0.00	\$0.00				\$2,615.72	0.000	8.541	91.459
Group: 04093000 - 04093999 OTHER SERVICES & CHARGES										
3494- 04093020		\$0.00	\$0.00	\$10.10	\$62.23	\$150.00				
	TELEPHONE & FAX-LANDLINE	\$0.00	\$0.00				\$87.77	6.733	41.487	58.513
3494- 04093100		\$0.00	\$0.00	\$289.70	\$289.70	\$10.00				
	OTHER MISCELLANEOUS	\$0.00	\$0.00				(\$279.70)	0.000	0.000	0.000
3494- 04093102		\$0.00	\$0.00	\$123.69	\$618.45	\$3,400.00				
	COMP SOFTWARESUPPORT/MAINT/REC	\$0.00	\$0.00				\$2,781.55	3.638	18.190	81.810
Group Totals:		\$0.00	\$0.00	\$423.49	\$970.38	\$3,560.00				
OTHER SERVICES & CHARGES		\$0.00	\$0.00				\$2,589.62	11.896	27.258	72.742
Group: 04094000 - 04094999 CAPITAL OUTLAY										
3494- 04094004		\$0.00	\$0.00	\$0.00	\$0.00	\$10.00				
	MACHINERY AND EQUIPMENT	\$0.00	\$0.00				\$10.00	0.000	0.000	100.000
Group Totals:		\$0.00	\$0.00	\$0.00	\$0.00	\$10.00				
CAPITAL OUTLAY		\$0.00	\$0.00				\$10.00	0.000	0.000	100.000
3494 0409 Office Totals:		\$0.00	\$0.00	\$423.49	\$1,214.66	\$6,430.00				
DISTRICT COURT (SPECIAL REV)(16-		\$0.00	\$0.00				\$5,215.34	6.586	18.891	81.109
Fund: 3494 ED DISTRICT COURT AUTOMATION FUND				Office: 8888 INTERFUND TRANSFER						
Group: 88889990 - 88889999 TRANSFERS										

2022 Budget Detail Report

Month: 6

Date Range: 06/01/2022 - 06/30/2022

Fund: 1000 - 6400

Dept: 0001 - 9999

Item: 00 - 9999

Line Item	Description	Month to Date Transfers Appropriations	Year to Date Transfers Appropriations	MTD Expenditures Adj MTD Expend.	YTD Expenditures Adj YTD Expend	Original Budget Adj. Budget	Balance Actual Balance	MTD % Used	YTD % Used	% Left
Fund: 3494 ED DISTRICT COURT AUTOMATION FUND										
Office: 8888 INTERFUND TRANSFER										
Group: 88889990 - 88889999 TRANSFERS										
3494 - 88889999		\$0.00	\$0.00	\$0.00	\$0.00	\$0.00				
	INTERFUND TRANSFER	\$0.00	\$0.00				\$0.00	0.000	0.000	100.000
Group Totals:		\$0.00	\$0.00	\$0.00	\$0.00	\$0.00				
TRANSFERS		\$0.00	\$0.00				\$0.00	0.000	0.000	100.000
3494 8888	Office Totals:	\$0.00	\$0.00	\$0.00	\$0.00	\$0.00				
	INTERFUND TRANSFER	\$0.00	\$0.00				\$0.00	0.000	0.000	100.000
Fund Totals:		\$0.00	\$0.00	\$423.49	\$1,214.66	\$6,430.00				
ED DISTRICT COURT AUTOMATION FU		\$0.00	\$0.00				\$5,215.34	6.586	18.891	81.109
Fund: 3498 COUNTY JAIL FUND										
Office: 0418 CONSTRUCTION OPERATION SPEC REV										
Group: 04189990 - 04189999 TRANSFERS										
3498 - 04189999		\$0.00	\$0.00	\$0.00	\$0.00	\$0.00				
	CONSTRUCTION -OPERATION	\$0.00	\$0.00				\$0.00	0.000	0.000	100.000
Group Totals:		\$0.00	\$0.00	\$0.00	\$0.00	\$0.00				
TRANSFERS		\$0.00	\$0.00				\$0.00	0.000	0.000	100.000
3498 0418	Office Totals:	\$0.00	\$0.00	\$0.00	\$0.00	\$0.00				
	CONSTRUCTION OPERATION SPEC I	\$0.00	\$0.00				\$0.00	0.000	0.000	100.000
Fund: 3498 COUNTY JAIL FUND										
Office: 8888 INTERFUND TRANSFER										
Group: 88889990 - 88889999 TRANSFERS										
3498 - 88889999		\$0.00	\$0.00	\$0.00	\$0.00	\$0.00				
	INTERFUND TRANSFER	\$0.00	\$0.00				\$0.00	0.000	0.000	100.000
Group Totals:		\$0.00	\$0.00	\$0.00	\$0.00	\$0.00				
TRANSFERS		\$0.00	\$0.00				\$0.00	0.000	0.000	100.000
3498 8888	Office Totals:	\$0.00	\$0.00	\$0.00	\$0.00	\$0.00				
	INTERFUND TRANSFER	\$0.00	\$0.00				\$0.00	0.000	0.000	100.000
Fund Totals:		\$0.00	\$0.00	\$0.00	\$0.00	\$0.00				
COUNTY JAIL FUND		\$0.00	\$0.00				\$0.00	0.000	0.000	100.000
Fund: 3501 JUVENILE DETENTION FACILITIES GRANT FUND										
Office: 0418 COUNTY JAIL										
Group: 04182000 - 04182999 SUPPLIES										
3501 - 04182001		\$0.00	\$0.00	\$0.00	\$0.00	\$1,000.00				
	GENERAL OFFICE SUPPLIES	\$0.00	\$0.00				\$1,000.00	0.000	0.000	100.000
3501 - 04182002		\$0.00	\$0.00	\$0.00	\$0.00	\$2,600.00				
	SMALL EQUIPMENT	\$0.00	\$0.00				\$2,600.00	0.000	0.000	100.000
3501 - 04182009		\$0.00	\$0.00	\$3,329.56	\$14,719.56	\$2,000.00				
	INMATE SUPPLIES UNIFORMS	\$0.00	\$0.00				(\$12,719.56)	0.000	0.000	0.000
3501 - 04182023		\$0.00	\$0.00	\$0.00	\$0.00	\$16,117.00				
	REPAIR PARTS	\$0.00	\$0.00				\$16,117.00	0.000	0.000	100.000
Group Totals:		\$0.00	\$0.00	\$3,329.56	\$14,719.56	\$21,717.00				
SUPPLIES		\$0.00	\$0.00				\$6,997.44	15.332	67.779	32.221
Group: 04183000 - 04183999 OTHER SERVICES & CHARGES										
3501 - 04183006		\$0.00	\$0.00	\$261.05	\$261.05	\$1,000.00				
	MEDICAL DENTAL HOSPITAL	\$0.00	\$0.00				\$738.95	26.105	26.105	73.895

2022 Budget Detail Report

Month: 6

Date Range: 06/01/2022 - 06/30/2022

Fund: 1000 - 6400

Dept: 0001 - 9999

Item: 00 - 9999

Line Item	Description	Month to Date Transfers Appropriations	Year to Date Transfers Appropriations	MTD Expenditures Adj MTD Expend.	YTD Expenditures Adj YTD Expend	Original Budget Adj. Budget	Balance Actual Balance	MTD % Used	YTD % Used	% Left
Fund: 3501 JUVENILE DETENTION FACILITIES GRANT FUND										
Office: 0418 COUNTY JAIL										
Group: 04183000 - 04183999 OTHER SERVICES & CHARGES										
3501 - 04183021	POSTAGE	\$0.00	\$0.00	\$0.00	\$0.00	\$500.00	\$500.00	0.000	0.000	100.000
3501 - 04183030	TRAVEL	\$0.00	\$0.00	\$0.00	\$0.00	\$500.00	\$500.00	0.000	0.000	100.000
3501 - 04183100	OTHER MISCELLANEOUS	\$0.00	\$0.00	\$0.00	\$0.00	\$1,050.00	\$1,050.00	0.000	0.000	100.000
3501 - 04183101	TRAINING & EDUCATION	\$0.00	\$0.00	\$0.00	\$0.00	\$500.00	\$500.00	0.000	0.000	100.000
Group Totals:		\$0.00	\$0.00	\$261.05	\$261.05	\$3,550.00				
OTHER SERVICES & CHARGES		\$0.00	\$0.00				\$3,288.95	7.354	7.354	92.646
Group: 04184000 - 04184999 CAPITAL OUTLAY										
3501 - 04184002	BUILDINGS AND IMPROVEMENTS	\$0.00	\$0.00	\$0.00	\$0.00	\$5,900.00	\$5,900.00	0.000	0.000	100.000
Group Totals:		\$0.00	\$0.00	\$0.00	\$0.00	\$5,900.00				
CAPITAL OUTLAY		\$0.00	\$0.00				\$5,900.00	0.000	0.000	100.000
3501 0418	Office Totals:	\$0.00	\$0.00	\$3,590.61	\$14,980.61	\$31,167.00				
COUNTY JAIL		\$0.00	\$0.00				\$16,186.39	11.521	48.066	51.934
Fund: 3501 JUVENILE DETENTION FACILITIES GRANT FUND										
Office: 8888 INTERFUND TRANSFER										
Group: 88889990 - 88889999 TRANSFERS										
3501 - 88889999	INTERFUND TRANSFER	\$0.00	\$0.00	\$0.00	\$0.00	\$0.00	\$0.00	0.000	0.000	100.000
Group Totals:		\$0.00	\$0.00	\$0.00	\$0.00	\$0.00				
TRANSFERS		\$0.00	\$0.00				\$0.00	0.000	0.000	100.000
3501 8888	Office Totals:	\$0.00	\$0.00	\$0.00	\$0.00	\$0.00				
INTERFUND TRANSFER		\$0.00	\$0.00				\$0.00	0.000	0.000	100.000
3501	Fund Totals:	\$0.00	\$0.00	\$3,590.61	\$14,980.61	\$31,167.00				
JUVENILE DETENTION FACILITIES GR.		\$0.00	\$0.00				\$16,186.39	11.521	48.066	51.934
Fund: 3504 ADULT DRUG COURT GRANT FUND										
Office: 0422 DRUG COURT GRANT FUND										
Group: 04223000 - 04223999 OTHER SERVICES & CHARGES										
3504 - 04223100	OTHER MISCELLANEOUS	\$0.00	\$0.00	\$0.00	\$0.00	\$5.00	\$5.00	0.000	0.000	100.000
Group Totals:		\$0.00	\$0.00	\$0.00	\$0.00	\$5.00				
OTHER SERVICES & CHARGES		\$0.00	\$0.00				\$5.00	0.000	0.000	100.000
3504 0422	Office Totals:	\$0.00	\$0.00	\$0.00	\$0.00	\$5.00				
DRUG COURT GRANT FUND		\$0.00	\$0.00				\$5.00	0.000	0.000	100.000
Fund: 3504 ADULT DRUG COURT GRANT FUND										
Office: 8888 INTERFUND TRANSFER										
Group: 88889990 - 88889999 TRANSFERS										
3504 - 88889999	INTERFUND TRANSFER	\$0.00	\$0.00	\$0.00	\$0.00	\$0.00	\$0.00	0.000	0.000	100.000
Group Totals:		\$0.00	\$0.00	\$0.00	\$0.00	\$0.00				
TRANSFERS		\$0.00	\$0.00				\$0.00	0.000	0.000	100.000

2022 Budget Detail Report

Month: 6

Date Range: 06/01/2022 - 06/30/2022

Fund: 1000 - 6400

Dept: 0001 - 9999

Item: 00 - 9999

Line Item	Description	Month to Date Transfers Appropriations	Year to Date Transfers Appropriations	MTD Expenditures Adj MTD Expend.	YTD Expenditures Adj YTD Expend	Original Budget Adj. Budget	Balance Actual Balance	MTD % Used	YTD % Used	% Left
Fund: 3504 ADULT DRUG COURT GRANT FUND					Office: 8888 INTERFUND TRANSFER					
3504 8888	Office Totals:	\$0.00	\$0.00	\$0.00	\$0.00	\$0.00				
	INTERFUND TRANSFER	\$0.00	\$0.00				\$0.00	0.000	0.000	100.000
3504	Fund Totals:	\$0.00	\$0.00	\$0.00	\$0.00	\$5.00				
	ADULT DRUG COURT GRANT FUND	\$0.00	\$0.00				\$5.00	0.000	0.000	100.000
Fund: 3535 CY22 ACCOUNTABILITY COURT GRANT ADULT					Office: 0422 ADULY DRUG COURT GRANT (SPEC					
Group: 04223000 - 04223999 OTHER SERVICES & CHARGES										
3535- 04223030	TRAVEL	\$0.00	\$0.00	\$0.00	\$0.00	\$0.00	\$0.00	0.000	0.000	100.000
		\$566.00	\$566.00			\$566.00	\$566.00			
3535- 04223090	DUES, MEMBERSHIPS, SUB	\$0.00	\$0.00	\$0.00	\$0.00	\$0.00	\$0.00	0.000	0.000	100.000
		\$1,850.00	\$1,850.00			\$1,850.00	\$1,850.00			
3535- 04223094	MEALS & LODGING	\$0.00	\$0.00	\$0.00	\$0.00	\$0.00	\$0.00	0.000	0.000	100.000
		\$2,568.12	\$2,568.12			\$2,568.12	\$2,568.12			
3535- 04223100	OTHER MISCELLANEOUS	\$0.00	\$0.00	\$0.00	\$0.00	\$0.00	\$0.00	0.000	0.000	100.000
		\$10.00	\$10.00			\$10.00	\$10.00			
	Group Totals:	\$0.00	\$0.00	\$0.00	\$0.00	\$0.00	\$0.00			
	OTHER SERVICES & CHARGES	\$4,994.12	\$4,994.12			\$4,994.12	\$4,994.12	0.000	0.000	100.000
3535 0422	Office Totals:	\$0.00	\$0.00	\$0.00	\$0.00	\$0.00	\$0.00			
	ADULY DRUG COURT GRANT (SPEC	\$4,994.12	\$4,994.12			\$4,994.12	\$4,994.12	0.000	0.000	100.000
3535	Fund Totals:	\$0.00	\$0.00	\$0.00	\$0.00	\$0.00	\$0.00			
	CY22 ACCOUNTABILITY COURT GRAN	\$4,994.12	\$4,994.12			\$4,994.12	\$4,994.12	0.000	0.000	100.000
Fund: 3536 SRT BODY WORN CAMERA GRANT					Office: 0400 COUNTY SHERIFF					
Group: 04002000 - 04002999 SUPPLIES										
3536- 04002001	GENERAL SUPPLIES (CONSUMED OR AL	\$0.00	\$0.00	\$0.00	\$0.00	\$0.00	\$0.00	0.000	0.000	100.000
		\$0.00	\$2,500.00			\$2,500.00	\$2,500.00			
3536- 04002002	SMALL EQUIPMENT (LESS THAN CAPLIT/	\$0.00	\$0.00	\$0.00	\$0.00	\$0.00	\$0.00	0.000	0.000	100.000
		\$0.00	\$62,500.00			\$62,500.00	\$62,500.00			
	Group Totals:	\$0.00	\$0.00	\$0.00	\$0.00	\$0.00	\$0.00			
	SUPPLIES	\$0.00	\$65,000.00			\$65,000.00	\$65,000.00	0.000	0.000	100.000
Group: 04003000 - 04003999 OTHER SERVICES & CHARGES										
3536- 04003009	OTHER PROFESSIONAL SERVICES	\$0.00	\$0.00	\$0.00	\$0.00	\$0.00	\$0.00	0.000	0.000	100.000
		\$0.00	\$6,000.00			\$6,000.00	\$6,000.00			
3536- 04003100	OTHER MISCELLANEOUS	\$0.00	\$0.00	\$0.00	\$0.00	\$0.00	\$0.00	0.000	0.000	100.000
		\$0.00	\$10.00			\$10.00	\$10.00			
3536- 04003102	COMP SOFTWARE, SUPPORT , MAINT, R	\$0.00	\$0.00	\$0.00	\$0.00	\$0.00	\$0.00	0.000	0.000	100.000
		\$0.00	\$990.00			\$990.00	\$990.00			
	Group Totals:	\$0.00	\$0.00	\$0.00	\$0.00	\$0.00	\$0.00			
	OTHER SERVICES & CHARGES	\$0.00	\$7,000.00			\$7,000.00	\$7,000.00	0.000	0.000	100.000
3536 0400	Office Totals:	\$0.00	\$0.00	\$0.00	\$0.00	\$0.00	\$0.00			
	COUNTY SHERIFF	\$0.00	\$72,000.00			\$72,000.00	\$72,000.00	0.000	0.000	100.000
Fund: 3536 SRT BODY WORN CAMERA GRANT					Office: 8888 FUND TO FUND TRANSFERS					
Group: 88889990 - 88889999 TRANSFERS										
3536- 88889999	FUND TO FUND TRANSFERS	\$0.00	\$0.00	\$0.00	\$0.00	\$0.00	\$0.00	0.000	0.000	100.000
		\$0.00	\$0.00				\$0.00			

Budget Detail Report

Item: 00 - 9999

Line Item	Description	Month to Date Transfers Appropriations	Year to Date Transfers Appropriations	MTD Expenditures Adj MTD Expend.	YTD Expenditures Adj YTD Expend	Original Budget Adj. Budget	Balance Actual Balance	MTD % Used	YTD % Used	% Left
Fund: 3536 SRT BODY WORN CAMERA GRANT Office: 8888 FUND TO FUND TRANSFERS										
Group: 88889990 - 88889999 TRANSFERS										
Group Totals:		\$0.00	\$0.00	\$0.00	\$0.00	\$0.00				
TRANSFERS		\$0.00	\$0.00				\$0.00	0.000	0.000	100.000
3536 8888 Office Totals:		\$0.00	\$0.00	\$0.00	\$0.00	\$0.00				
FUND TO FUND TRANSFERS		\$0.00	\$0.00				\$0.00	0.000	0.000	100.000
3536 Fund Totals:		\$0.00	\$0.00	\$0.00	\$0.00	\$0.00	\$0.00			
SRT BODY WORN CAMERA GRANT		\$0.00	\$72,000.00			\$72,000.00	\$72,000.00	0.000	0.000	100.000
Fund: 3537 FY21 CONEECT & PROTECT LE BEHAVIORAL Office: 0310 GRANTS IN AID MENTAL EVAL										
Group: 03100100 - 03101999 PERSONAL SERVICES										
3537- 03101001		\$0.00	(\$36.34)	\$3,924.47	\$7,145.49	\$0.00	(\$7,181.83)			
CIT LAW ENFORCEMENT COORD		\$0.00	\$46,805.19		\$7,181.83	\$46,805.19	\$39,623.36	8.385	15.344	84.656
3537- 03101006		\$0.00	\$0.00	\$410.32	\$546.63	\$0.00	(\$546.63)			
SOCIAL SECURITY MATCH		\$0.00	\$3,580.60			\$3,580.60	\$3,033.97	11.460	15.266	84.734
3537- 03101007		\$0.00	\$0.00	\$827.28	\$1,103.04	\$0.00	(\$1,103.04)			
RETIREMENT MATCH		\$0.00	\$7,170.56			\$7,170.56	\$6,067.52	11.537	15.383	84.617
3537- 03101009		(\$403.22)	(\$806.44)	\$1.93	\$3.86	\$0.00	(\$810.30)			
HEALTH INSURANCE MATCH		\$0.00	\$11,498.76	\$405.15	\$810.30	\$11,498.76	\$10,688.46	3.523	7.047	92.953
3537- 03101010		\$0.00	\$0.00	\$0.00	\$0.00	\$0.00	\$0.00			
WORKMENS COMPENSATION		\$0.00	\$658.96			\$658.96	\$658.96	0.000	0.000	100.000
3537- 03101011		\$0.00	\$0.00	\$0.00	\$0.00	\$0.00	\$0.00			
UNEMPLOYMENT		\$0.00	\$288.00			\$288.00	\$288.00	0.000	0.000	100.000
3537- 03101012		\$0.00	\$0.00	\$0.00	\$0.00	\$0.00	\$0.00			
OTHER FRINGE BENEFITS		\$0.00	\$50.00			\$50.00	\$50.00	0.000	0.000	100.000
Group Totals:		(\$403.22)	(\$842.78)	\$5,164.00	\$8,799.02	\$0.00	(\$9,641.80)			
PERSONAL SERVICES		\$0.00	\$70,052.07	\$5,567.22	\$9,641.80	\$70,052.07	\$60,410.27	7.947	13.764	86.236
Group: 03102000 - 03102999 SUPPLIES										
3537- 03102001		\$0.00	\$0.00	\$546.55	\$546.55	\$0.00	(\$546.55)			
GENERAL SUPPLIES (CONSUMED OR AI		\$0.00	\$450.00			\$450.00	(\$96.55)	0.000	0.000	0.000
3537- 03102002		\$0.00	\$0.00	\$108.48	\$108.48	\$0.00	(\$108.48)			
SMALL EQUIPMENT (LESS THAN CAPITA		\$0.00	\$500.00			\$500.00	\$391.52	21.696	21.696	78.304
Group Totals:		\$0.00	\$0.00	\$655.03	\$655.03	\$0.00	(\$655.03)			
SUPPLIES		\$0.00	\$950.00			\$950.00	\$294.97	68.951	68.951	31.049
Group: 03103000 - 03103999 OTHER SERVICES & CHARGES										
3537- 03103009		\$0.00	\$0.00	\$15,025.75	\$15,025.75	\$0.00	(\$15,025.75)			
OTHER PROFESSIONAL SERVICES		\$0.00	\$163,023.40			\$163,023.40	\$147,997.65	9.217	9.217	90.783
3537- 03103100		\$0.00	\$0.00	\$0.00	\$0.00	\$0.00	\$0.00			
OTHER MISCELLANOUS		\$0.00	\$50.00			\$50.00	\$50.00	0.000	0.000	100.000
Group Totals:		\$0.00	\$0.00	\$15,025.75	\$15,025.75	\$0.00	(\$15,025.75)			
OTHER SERVICES & CHARGES		\$0.00	\$163,073.40			\$163,073.40	\$148,047.65	9.214	9.214	90.786
3537 0310 Office Totals:		(\$403.22)	(\$842.78)	\$20,844.78	\$24,479.80	\$0.00	(\$25,322.58)			
GRANTS IN AID MENTAL EVAL		\$0.00	\$234,075.47	\$21,248.00	\$25,322.58	\$234,075.47	\$208,752.89	9.077	10.818	89.182
Fund: 3537 FY21 CONEECT & PROTECT LE BEHAVIORAL Office: 8888 INTERFUND TRANSFERS										
Group: 8										

2022 Budget Detail Report

Month: 6

Date Range: 06/01/2022 - 06/30/2022

Fund: 1000 - 6400

Dept: 0001 - 9999

Item: 00 - 9999

Line Item	Description	Month to Date Transfers Appropriations	Year to Date Transfers Appropriations	MTD Expenditures Adj MTD Expend.	YTD Expenditures Adj YTD Expend	Original Budget Adj. Budget	Balance Actual Balance	MTD % Used	YTD % Used	% Left
Fund: 3537 FY21 CONECT & PROTECT LE BEHAVIORAL		Office: 8888 INTERFUND TRANSFERS								
Group: 88889990 - 88889999 TRANSFERS										
3537 - 88889999		\$0.00	\$0.00	\$0.00	\$0.00	\$0.00				
	FUND TO FUND TRANSFERS	\$0.00	\$0.00				\$0.00	0.000	0.000	100.000
Group Totals:		\$0.00	\$0.00	\$0.00	\$0.00	\$0.00				
TRANSFERS		\$0.00	\$0.00				\$0.00	0.000	0.000	100.000
3537 8888	Office Totals:	\$0.00	\$0.00	\$0.00	\$0.00	\$0.00				
INTERFUND TRANSFERS		\$0.00	\$0.00				\$0.00	0.000	0.000	100.000
3537	Fund Totals:	(\$403.22)	(\$842.78)	\$20,844.78	\$24,479.80	\$0.00	(\$25,322.58)			
FY21 CONECT & PROTECT LE BEHA		\$0.00	\$234,075.47	\$21,248.00	\$25,322.58	\$234,075.47	\$208,752.89	9.077	10.818	89.182
Fund: 3538 HOMELAND SECURITY GRANT		Office: 0500 AR DIV EMERGENCY MGMT								
Group: 05002000 - 05002999 SUPPLIES										
3538 - 05002001		\$0.00	\$0.00	\$0.00	\$0.00	\$500.00				
	GENERAL SUPPLIES (CONSUMED OR AI	\$0.00	\$0.00				\$500.00	0.000	0.000	100.000
3538 - 05002002		\$0.00	\$0.00	\$0.00	\$0.00	\$146,287.00				
	SMALL EQUIPMENT(LESS THAN CAPITAL	\$0.00	\$0.00				\$146,287.00	0.000	0.000	100.000
Group Totals:		\$0.00	\$0.00	\$0.00	\$0.00	\$146,787.00				
SUPPLIES		\$0.00	\$0.00				\$146,787.00	0.000	0.000	100.000
Group: 05003000 - 05003999 OTHER SERVICES & CHARGES										
3538 - 05003023		\$0.00	\$0.00	\$0.00	\$0.00	\$780.00				
	INTERNET CONNECTION	\$0.00	\$0.00				\$780.00	0.000	0.000	100.000
3538 - 05003030		\$0.00	\$0.00	\$0.00	\$0.00	\$500.00				
	TRAVEL	\$0.00	\$0.00				\$500.00	0.000	0.000	100.000
3538 - 05003040		\$0.00	\$0.00	\$0.00	\$0.00	\$8,000.00				
	ADVERTISING & PUBLICATION	\$0.00	\$0.00				\$8,000.00	0.000	0.000	100.000
3538 - 05003094		\$0.00	\$0.00	\$0.00	\$0.00	\$10,803.00				
	MEALS & LODGING	\$0.00	\$0.00				\$10,803.00	0.000	0.000	100.000
3538 - 05003100		\$0.00	\$0.00	\$0.00	\$0.00	\$10.00				
	OTHER MISCELLANEOUS	\$0.00	\$0.00				\$10.00	0.000	0.000	100.000
3538 - 05003101		\$0.00	\$0.00	\$0.00	\$0.00	\$13,000.00				
	TRAINING & EDUCATION	\$0.00	\$0.00				\$13,000.00	0.000	0.000	100.000
3538 - 05003102		\$0.00	\$0.00	\$0.00	\$0.00	\$10.00				
	COMP SOFTWARE,SUPPORT/MAINT/REC	\$0.00	\$0.00				\$10.00	0.000	0.000	100.000
Group Totals:		\$0.00	\$0.00	\$0.00	\$0.00	\$33,103.00				
OTHER SERVICES & CHARGES		\$0.00	\$0.00				\$33,103.00	0.000	0.000	100.000
3538 0500	Office Totals:	\$0.00	\$0.00	\$0.00	\$0.00	\$179,890.00				
AR DIV EMERGENCY MGMT		\$0.00	\$0.00				\$179,890.00	0.000	0.000	100.000
Fund: 3538 HOMELAND SECURITY GRANT		Office: 8888 INTERFUND TRANSFERS								
Group: 88889990 - 88889999 TRANSFERS										
3538 - 88889999		\$0.00	\$0.00	\$0.00	\$0.00	\$0.00				
	INTERFUND TRANSFERS	\$0.00	\$0.00				\$0.00	0.000	0.000	100.000
Group Totals:		\$0.00	\$0.00	\$0.00	\$0.00	\$0.00				
TRANSFERS		\$0.00	\$0.00				\$0.00	0.000	0.000	100.000
3538 8888	Office Totals:	\$0.00	\$0.00	\$0.00	\$0.00	\$0.00				
INTERFUND TRANSFERS		\$0.00	\$0.00				\$0.00	0.000	0.000	100.000

Month: 6

Line Item	Description	Month to Date Transfers Appropriations	Year to Date Transfers Appropriations	MTD Expenditures Adj MTD Expend.	YTD Expenditures Adj YTD Expend	Original Budget Adj. Budget	Balance Actual Balance	MTD % Used	YTD % Used	% Left
3538	Fund Totals:	\$0.00	\$0.00	\$0.00	\$0.00	\$179,890.00				
	HOMELAND SECURITY GRANT	\$0.00	\$0.00				\$179,890.00	0.000	0.000	100.000
Fund:	3539 HAZARD MITIGATION GRANT , CR 7628-7629	Office: 8888			FUND TO FUND TRANSFERS					
Group:	88889990 - 88889999	TRANSFERS								
3539- 88889999		\$0.00	(\$117,069.89)	\$0.00	\$0.00	\$0.00				
	FUND TO FUND TRANSFERS	\$0.00	\$0.00		\$117,069.89		(\$117,069.89)	0.000	0.000	100.000
Group Totals:		\$0.00	(\$117,069.89)	\$0.00	\$0.00	\$0.00				
TRANSFERS		\$0.00	\$0.00		\$117,069.89		(\$117,069.89)	0.000	0.000	100.000
3539 8888	Office Totals:	\$0.00	(\$117,069.89)	\$0.00	\$0.00	\$0.00				
FUND TO FUND TRANSFERS		\$0.00	\$0.00		\$117,069.89		(\$117,069.89)	0.000	0.000	100.000
3539	Fund Totals:	\$0.00	(\$117,069.89)	\$0.00	\$0.00	\$0.00				
	HAZARD MITIGATION GRANT , CR 7628	\$0.00	\$0.00		\$117,069.89		(\$117,069.89)	0.000	0.000	100.000
Fund:	3540 FEMA HAZARD MITIGATION GRANT	Office: 0500			HAZARD MITIGATION PLAN UPDATE					
Group:	05003000 - 05003999	OTHER SERVICES & CHARGES								
3540- 05003009		\$0.00	\$0.00	\$0.00	\$0.00	\$34,990.00				
	OTHER PROFESSIONAL SERVICES	\$0.00	\$0.00				\$34,990.00	0.000	0.000	100.000
3540- 05003100		\$0.00	\$0.00	\$0.00	\$0.00	\$10.00				
	OTHER MISCELLANEOUS	\$0.00	\$0.00				\$10.00	0.000	0.000	100.000
Group Totals:		\$0.00	\$0.00	\$0.00	\$0.00	\$35,000.00				
OTHER SERVICES & CHARGES		\$0.00	\$0.00				\$35,000.00	0.000	0.000	100.000
3540 0500	Office Totals:	\$0.00	\$0.00	\$0.00	\$0.00	\$35,000.00				
HAZARD MITIGATION PLAN UPDATE		\$0.00	\$0.00				\$35,000.00	0.000	0.000	100.000
Fund:	3540 FEMA HAZARD MITIGATION GRANT	Office: 8888			FUND TO FUND TRANSFERS					
Group:	88889990 - 88889999	TRANSFERS								
3540- 88889999		\$0.00	\$0.00	\$0.00	\$0.00	\$0.00				
	FUND TO FUND TRANSFERS	\$0.00	\$0.00				\$0.00	0.000	0.000	100.000
Group Totals:		\$0.00	\$0.00	\$0.00	\$0.00	\$0.00				
TRANSFERS		\$0.00	\$0.00				\$0.00	0.000	0.000	100.000
3540 8888	Office Totals:	\$0.00	\$0.00	\$0.00	\$0.00	\$0.00				
FUND TO FUND TRANSFERS		\$0.00	\$0.00				\$0.00	0.000	0.000	100.000
3540	Fund Totals:	\$0.00	\$0.00	\$0.00	\$0.00	\$35,000.00				
	FEMA HAZARD MITIGATION GRANT	\$0.00	\$0.00				\$35,000.00	0.000	0.000	100.000
Fund:	3541 DHS VETERANS CARES ACT GRANT	Office: 0800			VETERANS CARES GRANT					
Group:	08009990 - 08009999	TRANSFERS								
3541- 08009999		\$0.00	\$0.00	\$0.00	\$0.00	\$0.00				
	VETERANS CARES GRANT	\$0.00	\$0.00				\$0.00	0.000	0.000	100.000
Group Totals:		\$0.00	\$0.00	\$0.00	\$0.00	\$0.00				
TRANSFERS		\$0.00	\$0.00				\$0.00	0.000	0.000	100.000
3541 0800	Office Totals:	\$0.00	\$0.00	\$0.00	\$0.00	\$0.00				
VETERANS CARES GRANT		\$0.00	\$0.00				\$0.00	0.000	0.000	100.000
Fund:	3541 DHS VETERANS CARES ACT GRANT	Office: 8888			FUND TO FUND TRANSFER					
Group:	88889990 - 88889999	TRANSFERS								

2022 Budget Detail Report

Month: 6

Date Range: 06/01/2022 - 06/30/2022

Fund: 1000 - 6400

Dept: 0001 - 9999

Item: 00 - 9999

Line Item	Description	Month to Date Transfers Appropriations	Year to Date Transfers Appropriations	MTD Expenditures Adj MTD Expend.	YTD Expenditures Adj YTD Expend	Original Budget Adj. Budget	Balance Actual Balance	MTD % Used	YTD % Used	% Left
Fund: 3541 DHS VETERANS CARES ACT GRANT										
Office: 8888 FUND TO FUND TRANSFER										
Group: 88889990 - 88889999 TRANSFERS										
3541 - 88889999		\$0.00	(\$191.92)	\$0.00	\$0.00	\$0.00				
FUND TO FUND TRANSFERS		\$0.00	\$0.00		\$191.92		(\$191.92)	0.000	0.000	100.000
Group Totals:		\$0.00	(\$191.92)	\$0.00	\$0.00	\$0.00	(\$191.92)	0.000	0.000	100.000
TRANSFERS		\$0.00	\$0.00		\$191.92		(\$191.92)	0.000	0.000	100.000
3541 8888	Office Totals:	\$0.00	(\$191.92)	\$0.00	\$0.00	\$0.00				
FUND TO FUND TRANSFER		\$0.00	\$0.00		\$191.92		(\$191.92)	0.000	0.000	100.000
3541 Fund Totals:		\$0.00	(\$191.92)	\$0.00	\$0.00	\$0.00				
DHS VETERANS CARES ACT GRANT		\$0.00	\$0.00		\$191.92		(\$191.92)	0.000	0.000	100.000
Fund: 3542 BLUE & YOU FOUNDATION MINI-GRANT										
Office: 0101 COUNTY CLERK BLUE & YOU GRANT										
Group: 01019990 - 01019999 TRANSFERS										
3542 - 01019999		\$0.00	\$0.00	\$0.00	\$0.00	\$0.00				
COUNTY CLK BLUE & YOU GRANT		\$0.00	\$0.00				\$0.00	0.000	0.000	100.000
Group Totals:		\$0.00	\$0.00	\$0.00	\$0.00	\$0.00				
TRANSFERS		\$0.00	\$0.00				\$0.00	0.000	0.000	100.000
3542 0101	Office Totals:	\$0.00	\$0.00	\$0.00	\$0.00	\$0.00				
COUNTY CLERK BLUE & YOU GRANT		\$0.00	\$0.00				\$0.00	0.000	0.000	100.000
Fund: 3542 BLUE & YOU FOUNDATION MINI-GRANT										
Office: 8888 INTERFUND TRANSFER										
Group: 88889990 - 88889999 TRANSFERS										
3542 - 88889999		\$0.00	\$0.00	\$0.00	\$0.00	\$0.00				
INTERFUND TRANSFER		\$0.00	\$0.00				\$0.00	0.000	0.000	100.000
Group Totals:		\$0.00	\$0.00	\$0.00	\$0.00	\$0.00				
TRANSFERS		\$0.00	\$0.00				\$0.00	0.000	0.000	100.000
3542 8888	Office Totals:	\$0.00	\$0.00	\$0.00	\$0.00	\$0.00				
INTERFUND TRANSFER		\$0.00	\$0.00				\$0.00	0.000	0.000	100.000
3542 Fund Totals:		\$0.00	\$0.00	\$0.00	\$0.00	\$0.00				
BLUE & YOU FOUNDATION MINI-GRANT		\$0.00	\$0.00				\$0.00	0.000	0.000	100.000
Fund: 3543 BLUE & YOU FOUNDATION MINI-GRANT										
Office: 0414 JUVENILE DEPT BLUE & YOU GRANT										
Group: 04149990 - 04149999 TRANSFERS										
3543 - 04149999		\$0.00	\$0.00	\$0.00	\$0.00	\$0.00				
JUVENILE BLUE & YOU GRANT		\$0.00	\$0.00				\$0.00	0.000	0.000	100.000
Group Totals:		\$0.00	\$0.00	\$0.00	\$0.00	\$0.00				
TRANSFERS		\$0.00	\$0.00				\$0.00	0.000	0.000	100.000
3543 0414	Office Totals:	\$0.00	\$0.00	\$0.00	\$0.00	\$0.00				
JUVENILE DEPT BLUE & YOU GRANT		\$0.00	\$0.00				\$0.00	0.000	0.000	100.000
Fund: 3543 BLUE & YOU FOUNDATION MINI-GRANT										
Office: 8888 INTERFUND TRANSFER										
Group: 88889990 - 88889999 TRANSFERS										
3543 - 88889999		\$0.00	\$0.00	\$0.00	\$0.00	\$0.00				
INTERFUND TRANSFER		\$0.00	\$0.00				\$0.00	0.000	0.000	100.000
Group Totals:		\$0.00	\$0.00	\$0.00	\$0.00	\$0.00				
TRANSFERS		\$0.00	\$0.00				\$0.00	0.000	0.000	100.000

2022 Budget Detail Report

Month: 6

Date Range: 06/01/2022 - 06/30/2022

Fund: 1000 - 6400

Dept: 0001 - 9999

Item: 00 - 9999

Line Item	Description	Month to Date Transfers Appropriations	Year to Date Transfers Appropriations	MTD Expenditures Adj MTD Expend.	YTD Expenditures Adj YTD Expend	Original Budget Adj. Budget	Balance Actual Balance	MTD % Used	YTD % Used	% Left
Fund: 3543 BLUE & YOU FOUNDATION MINI-GRANT					Office: 8888 INTERFUND TRANSFER					
3543 8888	Office Totals:	\$0.00	\$0.00	\$0.00	\$0.00	\$0.00				
	INTERFUND TRANSFER	\$0.00	\$0.00				\$0.00	0.000	0.000	100.000
3543	Fund Totals:	\$0.00	\$0.00	\$0.00	\$0.00	\$0.00				
	BLUE & YOU FOUNDATION MINI-GRAN	\$0.00	\$0.00				\$0.00	0.000	0.000	100.000
Fund: 3544 BLUE & YOU FOUNDATION MINI-GRANT					Office: 0108 MAINTENANCE DEPT BLUE & YOU GRANT					
Group: 01089990 - 01089999 TRANSFERS										
3544 - 01089999		\$0.00	\$0.00	\$0.00	\$0.00	\$0.00				
	MAINTENANCE BLUE & YOU GRANT	\$0.00	\$0.00				\$0.00	0.000	0.000	100.000
	Group Totals:	\$0.00	\$0.00	\$0.00	\$0.00	\$0.00				
	TRANSFERS	\$0.00	\$0.00				\$0.00	0.000	0.000	100.000
3544 0108	Office Totals:	\$0.00	\$0.00	\$0.00	\$0.00	\$0.00				
	MAINTENANCE DEPT BLUE & YOU G	\$0.00	\$0.00				\$0.00	0.000	0.000	100.000
Fund: 3544 BLUE & YOU FOUNDATION MINI-GRANT					Office: 8888 INTERFUND TRANSFER					
Group: 88889990 - 88889999 TRANSFERS										
3544 - 88889999		\$0.00	\$0.00	\$0.00	\$0.00	\$0.00				
	INTERFUND TRANSFER	\$0.00	\$0.00				\$0.00	0.000	0.000	100.000
	Group Totals:	\$0.00	\$0.00	\$0.00	\$0.00	\$0.00				
	TRANSFERS	\$0.00	\$0.00				\$0.00	0.000	0.000	100.000
3544 8888	Office Totals:	\$0.00	\$0.00	\$0.00	\$0.00	\$0.00				
	INTERFUND TRANSFER	\$0.00	\$0.00				\$0.00	0.000	0.000	100.000
3544	Fund Totals:	\$0.00	\$0.00	\$0.00	\$0.00	\$0.00				
	BLUE & YOU FOUNDATION MINI-GRAN	\$0.00	\$0.00				\$0.00	0.000	0.000	100.000
Fund: 3545 BLUE & YOU FOUNDATION MINI-GRANT					Office: 0417 PUBLIC DEFENDER BLUE & YOU GRANT					
Group: 04179990 - 04179999 TRANSFERS										
3545 - 04179999		\$0.00	\$0.00	\$0.00	\$0.00	\$0.00				
	PUBLIC DEF BLUE & YOU GRANT	\$0.00	\$0.00				\$0.00	0.000	0.000	100.000
	Group Totals:	\$0.00	\$0.00	\$0.00	\$0.00	\$0.00				
	TRANSFERS	\$0.00	\$0.00				\$0.00	0.000	0.000	100.000
3545 0417	Office Totals:	\$0.00	\$0.00	\$0.00	\$0.00	\$0.00				
	PUBLIC DEFENDER BLUE & YOU GR	\$0.00	\$0.00				\$0.00	0.000	0.000	100.000
Fund: 3545 BLUE & YOU FOUNDATION MINI-GRANT					Office: 8888 INTERFUND TRANSFER					
Group: 88889990 - 88889999 TRANSFERS										
3545 - 88889999		\$0.00	\$0.00	\$0.00	\$0.00	\$0.00				
	INTERFUND TRANSFER	\$0.00	\$0.00				\$0.00	0.000	0.000	100.000
	Group Totals:	\$0.00	\$0.00	\$0.00	\$0.00	\$0.00				
	TRANSFERS	\$0.00	\$0.00				\$0.00	0.000	0.000	100.000
3545 8888	Office Totals:	\$0.00	\$0.00	\$0.00	\$0.00	\$0.00				
	INTERFUND TRANSFER	\$0.00	\$0.00				\$0.00	0.000	0.000	100.000
3545	Fund Totals:	\$0.00	\$0.00	\$0.00	\$0.00	\$0.00				
	BLUE & YOU FOUNDATION MINI-GRAN	\$0.00	\$0.00				\$0.00	0.000	0.000	100.000

2022 Budget Detail Report

Month: 6

Date Range: 06/01/2022 - 06/30/2022

Fund: 1000 - 6400

Dept: 0001 - 9999

Item: 00 - 9999

Line Item	Description	Month to Date Transfers Appropriations	Year to Date Transfers Appropriations	MTD Expenditures Adj MTD Expend.	YTD Expenditures Adj YTD Expend	Original Budget Adj. Budget	Balance Actual Balance	MTD % Used	YTD % Used	% Left
Fund: 3546 BLUE & YOU FOUNDATION MINI-GRANT		Office: 0200 ROAD DEPT BLUE & YOU GRANT								
Group: 02009990 - 02009999 TRANSFERS										
3546 - 02009999		\$0.00	\$0.00	\$0.00	\$0.00	\$0.00				
	ROAD DEPT BLUE & YOU GRANT	\$0.00	\$0.00				\$0.00	0.000	0.000	100.000
Group Totals:		\$0.00	\$0.00	\$0.00	\$0.00	\$0.00				
TRANSFERS		\$0.00	\$0.00				\$0.00	0.000	0.000	100.000
3546 0200 Office Totals:		\$0.00	\$0.00	\$0.00	\$0.00	\$0.00				
ROAD DEPT BLUE & YOU GRANT		\$0.00	\$0.00				\$0.00	0.000	0.000	100.000
Fund: 3546 BLUE & YOU FOUNDATION MINI-GRANT		Office: 8888 INTERFUND TRANSFER								
Group: 88889990 - 88889999 TRANSFERS										
3546 - 88889999		\$0.00	\$0.00	\$0.00	\$0.00	\$0.00				
	INTERFUND TRANSFER	\$0.00	\$0.00				\$0.00	0.000	0.000	100.000
Group Totals:		\$0.00	\$0.00	\$0.00	\$0.00	\$0.00				
TRANSFERS		\$0.00	\$0.00				\$0.00	0.000	0.000	100.000
3546 8888 Office Totals:		\$0.00	\$0.00	\$0.00	\$0.00	\$0.00				
INTERFUND TRANSFER		\$0.00	\$0.00				\$0.00	0.000	0.000	100.000
3546 Fund Totals:		\$0.00	\$0.00	\$0.00	\$0.00	\$0.00				
BLUE & YOU FOUNDATION MINI-GRANT		\$0.00	\$0.00				\$0.00	0.000	0.000	100.000
Fund: 3547 VETERANS CARES ACT GRANT		Office: 0800 VETERANS CARE GRANT								
Group: 08009990 - 08009999 TRANSFERS										
3547 - 08009999		\$0.00	\$0.00	\$0.00	\$0.00	\$0.00				
	VETERANS CARES GRANT	\$0.00	\$0.00				\$0.00	0.000	0.000	100.000
Group Totals:		\$0.00	\$0.00	\$0.00	\$0.00	\$0.00				
TRANSFERS		\$0.00	\$0.00				\$0.00	0.000	0.000	100.000
3547 0800 Office Totals:		\$0.00	\$0.00	\$0.00	\$0.00	\$0.00				
VETERANS CARE GRANT		\$0.00	\$0.00				\$0.00	0.000	0.000	100.000
Fund: 3547 VETERANS CARES ACT GRANT		Office: 8888 FUND TO FUND TRANSFERS								
Group: 88889990 - 88889999 TRANSFERS										
3547 - 88889999		\$0.00	(\$47.99)	\$0.00	\$0.00	\$0.00				
	FUND TO FUND TRANSFERS	\$0.00	\$0.00		\$47.99		(\$47.99)	0.000	0.000	100.000
Group Totals:		\$0.00	(\$47.99)	\$0.00	\$0.00	\$0.00	(\$47.99)	0.000	0.000	100.000
TRANSFERS		\$0.00	\$0.00		\$47.99		(\$47.99)	0.000	0.000	100.000
3547 8888 Office Totals:		\$0.00	(\$47.99)	\$0.00	\$0.00	\$0.00				
FUND TO FUND TRANSFERS		\$0.00	\$0.00		\$47.99		(\$47.99)	0.000	0.000	100.000
3547 Fund Totals:		\$0.00	(\$47.99)	\$0.00	\$0.00	\$0.00				
VETERANS CARES ACT GRANT		\$0.00	\$0.00		\$47.99		(\$47.99)	0.000	0.000	100.000
Fund: 3548 RURAL COMM GRANT PROGRAM /SOUTHRIDGE		Office: 0503 GRANTS IN AID (CYCLE 1 FISCAL 2021)								
Group: 05032000 - 05032999 SUPPLIES										
3548 - 05032001		\$0.00	\$0.00	\$0.00	\$0.00	\$0.00	\$0.00			
	GENERAL SUPPLIES (CONSUMED OR AI	\$10.00	\$10.00			\$10.00	\$10.00	0.000	0.000	100.000
3548 - 05032002		\$0.00	\$0.00	\$0.00	\$0.00	\$0.00	\$0.00			
	SMALL EQUIPMENT	\$6,584.00	\$6,584.00			\$6,584.00	\$6,584.00	0.000	0.000	100.000

2022 Budget Detail Report

Month: 6

Date Range: 06/01/2022 - 06/30/2022

Fund: 1000 - 6400

Dept: 0001 - 9999

Item: 00 - 9999

Line Item	Description	Month to Date Transfers Appropriations	Year to Date Transfers Appropriations	MTD Expenditures Adj MTD Expend.	YTD Expenditures Adj YTD Expend	Original Budget Adj. Budget	Balance Actual Balance	MTD % Used	YTD % Used	% Left
Fund: 3548 RURAL COMM GRANT PROGRAM /SOUTHRIDGE		Office: 0503 GRANTS IN AID (CYCLE 1 FISCAL 2021)								
Group: 05032000 - 05032999 SUPPLIES										
	Group Totals:	\$0.00	\$0.00	\$0.00	\$0.00	\$0.00	\$0.00			
SUPPLIES		\$6,594.00	\$6,594.00			\$6,594.00	\$6,594.00	0.000	0.000	100.000
Group: 05039990 - 05039999 TRANSFERS										
3548 - 05039999		\$0.00	\$0.00	\$0.00	\$0.00	\$0.00				
GRANTS IN AID		\$0.00	\$0.00				\$0.00	0.000	0.000	100.000
	Group Totals:	\$0.00	\$0.00	\$0.00	\$0.00	\$0.00				
TRANSFERS		\$0.00	\$0.00				\$0.00	0.000	0.000	100.000
3548 0503	Office Totals:	\$0.00	\$0.00	\$0.00	\$0.00	\$0.00	\$0.00			
GRANTS IN AID (CYCLE 1 FISCAL 20		\$6,594.00	\$6,594.00			\$6,594.00	\$6,594.00	0.000	0.000	100.000
Fund: 3548 RURAL COMM GRANT PROGRAM /SOUTHRIDGE		Office: 8888 INTERFUND TRANSFER								
Group: 88889990 - 88889999 TRANSFERS										
3548 - 88889999		\$0.00	(\$113.87)	\$0.00	\$0.00	\$0.00				
INTERFUND TRANSFER		\$0.00	\$0.00		\$113.87		(\$113.87)	0.000	0.000	100.000
	Group Totals:	\$0.00	(\$113.87)	\$0.00	\$0.00	\$0.00				
TRANSFERS		\$0.00	\$0.00		\$113.87		(\$113.87)	0.000	0.000	100.000
3548 8888	Office Totals:	\$0.00	(\$113.87)	\$0.00	\$0.00	\$0.00				
INTERFUND TRANSFER		\$0.00	\$0.00		\$113.87		(\$113.87)	0.000	0.000	100.000
3548	Fund Totals:	\$0.00	(\$113.87)	\$0.00	\$0.00	\$0.00	(\$113.87)			
RURAL COMM GRANT PROGRAM /SOL		\$6,594.00	\$6,594.00		\$113.87	\$6,594.00	\$6,480.13	0.000	1.727	98.273
Fund: 3549 CRAIGHEAD COUNTY STAR COURT GRANT		Office: 0409 DISTRICT COURT STAR/DWI SOBRIETY COURT								
Group: 04090100 - 04091999 PERSONAL SERVICES										
3549 - 04091001		\$0.00	\$0.00	\$3,305.65	\$19,746.73	\$41,200.00				
STAR COURT COORDINATOR, FULL TIME		\$0.00	\$0.00				\$21,453.27	8.023	47.929	52.071
3549 - 04091006		\$0.00	\$0.00	\$353.07	\$1,520.01	\$3,151.80				
SOCIAL SECURITY MATCH		\$0.00	\$0.00				\$1,631.79	11.202	48.227	51.773
3549 - 04091007		\$0.00	\$0.00	\$707.04	\$3,043.90	\$6,311.84				
RETIREMENT MATCH		\$0.00	\$0.00				\$3,267.94	11.202	48.225	51.775
3549 - 04091009		\$0.00	\$0.00	\$0.00	\$0.00	\$4,908.00				
HEALTH INSURANCE MATCH		\$0.00	\$0.00				\$4,908.00	0.000	0.000	100.000
3549 - 04091010		\$0.00	\$0.00	\$0.00	\$76.92	\$77.04				
WORKMAN'S COMPENSATION		\$0.00	\$0.00				\$0.12	0.000	99.844	0.156
3549 - 04091011		\$0.00	\$0.00	\$0.00	\$27.34	\$288.00				
UNEMPLOYMENT		\$0.00	\$0.00				\$260.66	0.000	9.493	90.507
3549 - 04091012		\$0.00	\$0.00	\$0.00	\$0.00	\$50.00				
OTHER FRINGE BENEFITS (WELLNESS)		\$0.00	\$0.00				\$50.00	0.000	0.000	100.000
3549 - 04091017		\$0.00	\$0.00	\$0.00	\$0.00	\$10.00				
VACATION-PERSONAL TIME BUYBACK		\$0.00	\$0.00				\$10.00	0.000	0.000	100.000
	Group Totals:	\$0.00	\$0.00	\$4,365.76	\$24,414.90	\$55,996.68				
PERSONAL SERVICES		\$0.00	\$0.00				\$31,581.78	7.796	43.601	56.399
Group: 04092000 - 04092999 SUPPLIES										
3549 - 04092001		\$0.00	\$0.00	\$215.80	\$356.62	\$26,229.12				
GENERAL SUPPLIES (CONSUMED OR AI		\$0.00	\$0.00				\$25,872.50	0.823	1.360	98.640

2022 Budget Detail Report

Month: 6

Date Range: 06/01/2022 - 06/30/2022

Fund: 1000 - 6400

Dept: 0001 - 9999

Item: 00 - 9999

Line Item	Description	Month to Date Transfers Appropriations	Year to Date Transfers Appropriations	MTD Expenditures Adj MTD Expend.	YTD Expenditures Adj YTD Expend	Original Budget Adj. Budget	Balance Actual Balance	MTD % Used	YTD % Used	% Left
Fund: 3549 CRAIGHEAD COUNTY STAR COURT GRANT				Office: 0409 DISTRICT COURT STAR/DWI SOBRIETY COURT						
Group: 04092000 - 04092999 SUPPLIES										
3549- 04092002	SMALL EQUIPMENT	\$0.00	\$0.00	\$0.00	\$32.54	\$2,500.00	\$2,467.46	0.000	1.302	98.698
		\$0.00	\$0.00							
Group Totals:		\$0.00	\$0.00	\$215.80	\$389.16	\$28,729.12	\$28,339.96	0.751	1.355	98.645
SUPPLIES		\$0.00	\$0.00							
Group: 04093000 - 04093999 OTHER SERVICES & CHARGES										
3549- 04093007	DRUG TESTING	\$0.00	\$0.00	\$5,132.00	\$13,590.00	\$23,422.00	\$9,832.00	21.911	58.022	41.978
		\$0.00	\$0.00							
3549- 04093009	OTHER PROFESSIONAL SERVICES	\$0.00	\$0.00	\$1,180.00	\$11,513.00	\$32,666.00	\$21,153.00	3.612	35.245	64.755
		\$0.00	\$0.00							
3549- 04093020	TELEPHONE & FAX LANDLINE	\$0.00	\$0.00	\$10.10	\$62.23	\$3,120.00	\$3,057.77	0.324	1.995	98.005
		\$0.00	\$0.00							
3549- 04093021	POSTAGE	\$0.00	\$0.00	\$42.84	\$42.84	\$100.00	\$57.16	42.840	42.840	57.160
		\$0.00	\$0.00							
3549- 04093022	CELL PHONES & PAGERS	\$0.00	\$0.00	\$179.07	\$821.24	\$480.00	(\$341.24)	37.306	0.000	0.000
		\$0.00	\$0.00							
3549- 04093023	INTERNET CONNECTION	\$0.00	\$0.00	\$0.00	\$0.00	\$10.00	\$10.00	0.000	0.000	100.000
		\$0.00	\$0.00							
3549- 04093030	TRAVEL	\$0.00	\$0.00	\$0.00	\$0.00	\$8,400.00	\$8,400.00	0.000	0.000	100.000
		\$0.00	\$0.00							
3549- 04093040	ADVERTISING	\$0.00	\$0.00	\$0.00	\$0.00	\$3,000.00	\$3,000.00	0.000	0.000	100.000
		\$0.00	\$0.00							
3549- 04093094	MEALS & LODGING	\$0.00	\$0.00	\$0.00	\$0.00	\$8,000.00	\$8,000.00	0.000	0.000	100.000
		\$0.00	\$0.00							
3549- 04093100	OTHER MISCELLANEOUS	\$0.00	\$0.00	\$0.00	\$0.00	\$2,493.20	\$2,493.20	0.000	0.000	100.000
		\$0.00	\$0.00							
3549- 04093101	TRAINING & EDUCATION	\$0.00	\$0.00	\$0.00	\$0.00	\$10.00	\$10.00	0.000	0.000	100.000
		\$0.00	\$0.00							
3549- 04093102	COMP SOFTWARE, SUPPORT/MAINT/ RE	\$0.00	\$0.00	\$11.34	\$185.32	\$240.00	\$54.68	4.725	77.217	22.783
		\$0.00	\$0.00							
Group Totals:		\$0.00	\$0.00	\$6,555.35	\$26,214.63	\$81,941.20	\$55,726.57	8.000	31.992	68.008
OTHER SERVICES & CHARGES		\$0.00	\$0.00							
3549 0409	Office Totals:	\$0.00	\$0.00	\$11,136.91	\$51,018.69	\$166,667.00	\$115,648.31	6.682	30.611	69.389
	DISTRICT COURT STAR/DWI SOBRIE	\$0.00	\$0.00							
Fund: 3549 CRAIGHEAD COUNTY STAR COURT GRANT				Office: 8888 INTERFUND TRANSFER						
Group: 88889990 - 88889999 TRANSFERS										
3549- 88889999	INTERFUND TRANSFER	\$0.00	\$0.00	\$0.00	\$0.00	\$0.00	\$0.00	0.000	0.000	100.000
		\$0.00	\$0.00							
Group Totals:		\$0.00	\$0.00	\$0.00	\$0.00	\$0.00	\$0.00	0.000	0.000	100.000
TRANSFERS		\$0.00	\$0.00							
3549 8888	Office Totals:	\$0.00	\$0.00	\$0.00	\$0.00	\$0.00	\$0.00	0.000	0.000	100.000
	INTERFUND TRANSFER	\$0.00	\$0.00							
Fund Totals:		\$0.00	\$0.00	\$11,136.91	\$51,018.69	\$166,667.00	\$115,648.31	6.682	30.611	69.389
	CRAIGHEAD COUNTY STAR COURT GF	\$0.00	\$0.00							

Fund: 3550 HAZARD MITIGATION PROJECT CR 312

Office: 0200 ROAD DEPARTMENT (SPECIAL REV)

2022 Budget Detail Report

Month: 6

Date Range: 06/01/2022 - 06/30/2022

Fund: 1000 - 6400

Dept: 0001 - 9999

Item: 00 - 9999

Line Item	Description	Month to Date Transfers Appropriations	Year to Date Transfers Appropriations	MTD Expenditures Adj MTD Expend.	YTD Expenditures Adj YTD Expend	Original Budget Adj. Budget	Balance Actual Balance	MTD % Used	YTD % Used	% Left
Fund: 3550 HAZARD MITIGATION PROJECT CR 312		Office: 0200 ROAD DEPARTMENT (SPECIAL REV)								
Group: 02009990 - 02009999 TRANSFERS										
3550 - 02009999		\$0.00	\$0.00	\$0.00	\$0.00	\$0.00				
	ROAD DEPT (SPECIAL REV)	\$0.00	\$0.00				\$0.00	0.000	0.000	100.000
Group Totals:		\$0.00	\$0.00	\$0.00	\$0.00	\$0.00				
TRANSFERS		\$0.00	\$0.00				\$0.00	0.000	0.000	100.000
3550 0200 Office Totals:		\$0.00	\$0.00	\$0.00	\$0.00	\$0.00				
ROAD DEPARTMENT (SPECIAL REV)		\$0.00	\$0.00				\$0.00	0.000	0.000	100.000
Fund: 3550 HAZARD MITIGATION PROJECT CR 312		Office: 8888 INTERFUND TRANSFERS								
Group: 88889990 - 88889999 TRANSFERS										
3550 - 88889999		\$0.00	\$0.00	\$0.00	\$0.00	\$0.00				
	INTERFUND TRANSFERS	\$0.00	\$0.00				\$0.00	0.000	0.000	100.000
Group Totals:		\$0.00	\$0.00	\$0.00	\$0.00	\$0.00				
TRANSFERS		\$0.00	\$0.00				\$0.00	0.000	0.000	100.000
3550 8888 Office Totals:		\$0.00	\$0.00	\$0.00	\$0.00	\$0.00				
INTERFUND TRANSFERS		\$0.00	\$0.00				\$0.00	0.000	0.000	100.000
3550 Fund Totals:		\$0.00	\$0.00	\$0.00	\$0.00	\$0.00				
HAZARD MITIGATION PROJECT CR 312		\$0.00	\$0.00				\$0.00	0.000	0.000	100.000
Fund: 3551 HAZARD MITIGATION PROJECT CR 780		Office: 0200 CONCRETE BOX CULVERTS CR 780 (SPECIAL)								
Group: 02009990 - 02009999 TRANSFERS										
3551 - 02009999		\$0.00	\$0.00	\$0.00	\$0.00	\$0.00				
	ROAD DEPT (SPECIAL REV)	\$0.00	\$0.00				\$0.00	0.000	0.000	100.000
Group Totals:		\$0.00	\$0.00	\$0.00	\$0.00	\$0.00				
TRANSFERS		\$0.00	\$0.00				\$0.00	0.000	0.000	100.000
3551 0200 Office Totals:		\$0.00	\$0.00	\$0.00	\$0.00	\$0.00				
CONCRETE BOX CULVERTS CR 780		\$0.00	\$0.00				\$0.00	0.000	0.000	100.000
Fund: 3551 HAZARD MITIGATION PROJECT CR 780		Office: 8888 INTERFUND TRANSFER								
Group: 88889990 - 88889999 TRANSFERS										
3551 - 88889999		\$0.00	\$0.00	\$0.00	\$0.00	\$0.00				
	INTERFUND TRANSFER	\$0.00	\$0.00				\$0.00	0.000	0.000	100.000
Group Totals:		\$0.00	\$0.00	\$0.00	\$0.00	\$0.00				
TRANSFERS		\$0.00	\$0.00				\$0.00	0.000	0.000	100.000
3551 8888 Office Totals:		\$0.00	\$0.00	\$0.00	\$0.00	\$0.00				
INTERFUND TRANSFER		\$0.00	\$0.00				\$0.00	0.000	0.000	100.000
3551 Fund Totals:		\$0.00	\$0.00	\$0.00	\$0.00	\$0.00				
HAZARD MITIGATION PROJECT CR 780		\$0.00	\$0.00				\$0.00	0.000	0.000	100.000
Fund: 3555 CTCL COVID-19 RESPONSE GRANT		Office: 0109 CTCL ELECTION COMMISSION								
Group: 01099990 - 01099999 TRANSFERS										
3555 - 01099999		\$0.00	\$0.00	\$0.00	\$0.00	\$0.00				
	ELECTION COMMISSION (SPEC REV)	\$0.00	\$0.00				\$0.00	0.000	0.000	100.000
Group Totals:		\$0.00	\$0.00	\$0.00	\$0.00	\$0.00				
TRANSFERS		\$0.00	\$0.00				\$0.00	0.000	0.000	100.000

Budget Detail Report

Item: 00 - 9999

Line Item	Description	Month to Date Transfers Appropriations	Year to Date Transfers Appropriations	MTD Expenditures Adj MTD Expend.	YTD Expenditures Adj YTD Expend	Original Budget Adj. Budget	Balance Actual Balance	MTD % Used	YTD % Used	% Left
Fund: 3555 CTCL COVID-19 RESPONSE GRANT										
Office: 0109 CTCL ELECTION COMMISSION										
3555 0109	Office Totals:	\$0.00	\$0.00	\$0.00	\$0.00	\$0.00				
CTCL ELECTION COMMISSION							\$0.00	0.000	0.000	100.000
Fund: 3555 CTCL COVID-19 RESPONSE GRANT										
Office: 8888 INTERFUND TRANSFER										
Group: 88889990 - 88889999 TRANSFERS										
3555- 88889999		\$0.00	(\$96.26)	\$0.00	\$0.00	\$0.00				
INTERFUND TRANSFER		\$0.00	\$0.00		\$96.26		(\$96.26)	0.000	0.000	100.000
Group Totals:		\$0.00	(\$96.26)	\$0.00	\$0.00	\$0.00				
TRANSFERS		\$0.00	\$0.00		\$96.26		(\$96.26)	0.000	0.000	100.000
3555 8888	Office Totals:	\$0.00	(\$96.26)	\$0.00	\$0.00	\$0.00				
INTERFUND TRANSFER		\$0.00	\$0.00		\$96.26		(\$96.26)	0.000	0.000	100.000
Fund Totals:		\$0.00	(\$96.26)	\$0.00	\$0.00	\$0.00				
CTCL COVID-19 RESPONSE GRANT		\$0.00	\$0.00		\$96.26		(\$96.26)	0.000	0.000	100.000
Fund: 3557 CORONAVIRUS PREPAREDNESS GRANT FUND										
Office: 0304 GRANTS IN AID-HEALTH										
Group: 03049990 - 03049999 TRANSFERS										
3557- 03049999		\$0.00	\$0.00	\$0.00	\$0.00	\$0.00				
GRANTS IN AID (SPEC REV)		\$0.00	\$0.00				\$0.00	0.000	0.000	100.000
Group Totals:		\$0.00	\$0.00	\$0.00	\$0.00	\$0.00				
TRANSFERS		\$0.00	\$0.00		\$0.00	\$0.00	\$0.00	0.000	0.000	100.000
3557 0304	Office Totals:	\$0.00	\$0.00	\$0.00	\$0.00	\$0.00				
GRANTS IN AID-HEALTH		\$0.00	\$0.00				\$0.00	0.000	0.000	100.000
Fund: 3557 CORONAVIRUS PREPAREDNESS GRANT FUND										
Office: 8888 INTERFUND TRANSFER										
Group: 88889990 - 88889999 TRANSFERS										
3557- 88889999		\$0.00	(\$10.62)	\$0.00	\$0.00	\$0.00				
INTERFUND TRANSFER		\$0.00	\$0.00		\$10.62		(\$10.62)	0.000	0.000	100.000
Group Totals:		\$0.00	(\$10.62)	\$0.00	\$0.00	\$0.00				
TRANSFERS		\$0.00	\$0.00		\$10.62		(\$10.62)	0.000	0.000	100.000
3557 8888	Office Totals:	\$0.00	(\$10.62)	\$0.00	\$0.00	\$0.00				
INTERFUND TRANSFER		\$0.00	\$0.00		\$10.62		(\$10.62)	0.000	0.000	100.000
Fund Totals:		\$0.00	(\$10.62)	\$0.00	\$0.00	\$0.00				
CORONAVIRUS PREPAREDNESS GRAI		\$0.00	\$0.00		\$10.62		(\$10.62)	0.000	0.000	100.000
Fund: 3577 CY20 ACCOUNTABILITY COURT GRANT SOBRIETY										
Office: 0409 CY20 ACCOUNTABILITY COURT GRANT										
Group: 04099990 - 04099999 TRANSFERS										
3577- 04099999		\$0.00	\$0.00	\$0.00	\$0.00	\$0.00				
DIST COURT SOBRIETY COURT GRANT		\$0.00	\$0.00				\$0.00	0.000	0.000	100.000
Group Totals:		\$0.00	\$0.00	\$0.00	\$0.00	\$0.00				
TRANSFERS		\$0.00	\$0.00		\$0.00	\$0.00	\$0.00	0.000	0.000	100.000
3577 0409	Office Totals:	\$0.00	\$0.00	\$0.00	\$0.00	\$0.00				
CY20 ACCOUNTABILITY COURT GRA		\$0.00	\$0.00				\$0.00	0.000	0.000	100.000
Fund: 3577 CY20 ACCOUNTABILITY COURT GRANT SOBRIETY										
Office: 8888 FUND TO FUND TRANSFERS										
Group: 88889990 - 88889999 TRANSFERS										

Budget Detail Report

Item: 00 - 9999

Office: 8888 INTERFUND TRANSFERS

2022 Budget Detail Report

Month: 6

Date Range: 06/01/2022 - 06/30/2022

Fund: 1000 - 6400

Dept: 0001 - 9999

Item: 00 - 9999

Line Item	Description	Month to Date Transfers Appropriations	Year to Date Transfers Appropriations	MTD Expenditures Adj MTD Exp.	YTD Expenditures Adj YTD Exp.	Original Budget Adj. Budget	Balance Actual Balance	MTD % Used	YTD % Used	% Left
Fund: 3579 JUVENILE OFFICER GRANT		Office: 8888 INTERFUND TRANSFERS								
Group: 88889990 - 88889999 TRANSFERS										
3579- 88889999		\$0.00	(\$19.19)	\$0.00	\$0.00	\$0.00				
INTERFUND TRANSFERS		\$0.00	\$0.00		\$19.19		(\$19.19)	0.000	0.000	100.000
Group Totals:		\$0.00	(\$19.19)	\$0.00	\$0.00	\$0.00				
TRANSFERS		\$0.00	\$0.00		\$19.19		(\$19.19)	0.000	0.000	100.000
3579 8888	Office Totals:	\$0.00	(\$19.19)	\$0.00	\$0.00	\$0.00				
INTERFUND TRANSFERS		\$0.00	\$0.00		\$19.19		(\$19.19)	0.000	0.000	100.000
3579	Fund Totals:	\$0.00	(\$19.19)	\$0.00	\$0.00	\$0.00				
JUVENILE OFFICER GRANT		\$0.00	\$0.00		\$19.19		(\$19.19)	0.000	0.000	100.000
Fund: 3583 COURT IMPROVEMENT PROGRAM GRANT		Office: 0422 COURT IMPROVEMENT GRANT								
Group: 0422000 - 0422999 SUPPLIES										
3583- 0422001		\$0.00	\$0.00	\$0.00	\$0.00	\$200.00				
GENERAL SUPPLIES		\$0.00	\$0.00				\$200.00	0.000	0.000	100.000
3583- 0422002		\$0.00	\$0.00	\$0.00	\$0.00	\$200.00				
SMALL EQUIPMENT		\$0.00	\$0.00				\$200.00	0.000	0.000	100.000
Group Totals:		\$0.00	\$0.00	\$0.00	\$0.00	\$400.00				
SUPPLIES		\$0.00	\$0.00				\$400.00	0.000	0.000	100.000
Group: 04223000 - 04223999 OTHER SERVICES & CHARGES										
3583- 04223030		\$0.00	\$0.00	\$0.00	\$0.00	\$100.00				
TRAVEL		\$0.00	\$0.00				\$100.00	0.000	0.000	100.000
3583- 04223094		\$0.00	\$0.00	\$0.00	\$0.00	\$100.00				
MEALS & LODGING		\$0.00	\$0.00				\$100.00	0.000	0.000	100.000
3583- 04223100		\$0.00	\$0.00	\$0.00	\$0.00	\$354.00				
OTHER MISCELLANEOUS		\$0.00	\$0.00				\$354.00	0.000	0.000	100.000
Group Totals:		\$0.00	\$0.00	\$0.00	\$0.00	\$554.00				
OTHER SERVICES & CHARGES		\$0.00	\$0.00				\$554.00	0.000	0.000	100.000
3583 0422	Office Totals:	\$0.00	\$0.00	\$0.00	\$0.00	\$954.00				
COURT IMPROVEMENT GRANT		\$0.00	\$0.00				\$954.00	0.000	0.000	100.000
Fund: 3583 COURT IMPROVEMENT PROGRAM GRANT		Office: 8888 INTERFUND TRANSFER								
Group: 88889990 - 88889999 TRANSFERS										
3583- 88889999		\$0.00	\$0.00	\$0.00	\$0.00	\$0.00				
INTERFUND TRANSFER		\$0.00	\$0.00				\$0.00	0.000	0.000	100.000
Group Totals:		\$0.00	\$0.00	\$0.00	\$0.00	\$0.00				
TRANSFERS		\$0.00	\$0.00				\$0.00	0.000	0.000	100.000
3583 8888	Office Totals:	\$0.00	\$0.00	\$0.00	\$0.00	\$0.00				
INTERFUND TRANSFER		\$0.00	\$0.00				\$0.00	0.000	0.000	100.000
3583	Fund Totals:	\$0.00	\$0.00	\$0.00	\$0.00	\$954.00				
COURT IMPROVEMENT PROGRAM GR		\$0.00	\$0.00				\$954.00	0.000	0.000	100.000
Fund: 3585 NORTHEAST AR VETERANS COURT EXPANSION		Office: 0422 VETERANS COURT NEA								
Group: 04223000 - 04223999 OTHER SERVICES & CHARGES										
3585- 04223009		\$0.00	\$0.00	\$8,977.29	\$41,899.67	\$88,902.00				
OTHER PROFESSIONAL SERVICES		\$0.00	\$0.00				\$47,002.33	10.098	47.130	52.870

2022 Budget Detail Report

Month: 6

Date Range: 06/01/2022 - 06/30/2022

Fund: 1000 - 6400

Dept: 0001 - 9999

Item: 00 - 9999

Line Item	Description	Month to Date Transfers Appropriations	Year to Date Transfers Appropriations	MTD Expenditures Adj MTD Expend.	YTD Expenditures Adj YTD Expend	Original Budget Adj. Budget	Balance Actual Balance	MTD % Used	YTD % Used	% Left
Fund: 3585 NORTHEAST AR VETERANS COURT EXPANSION										
Group: 04223000 - 04223999 OTHER SERVICES & CHARGES										
	Group Totals:	\$0.00	\$0.00	\$8,977.29	\$41,899.67	\$88,902.00				
	OTHER SERVICES & CHARGES	\$0.00	\$0.00				\$47,002.33	10.098	47.130	52.870
3585 0422	Office Totals:	\$0.00	\$0.00	\$8,977.29	\$41,899.67	\$88,902.00				
	VETERANS COURT NEA	\$0.00	\$0.00				\$47,002.33	10.098	47.130	52.870
Fund: 3585 NORTHEAST AR VETERANS COURT EXPANSION										
Group: 88889990 - 88889999 TRANSFERS										
3585- 88889999	INTERFUND TRANSFER	\$0.00	\$0.00	\$0.00	\$0.00	\$0.00	\$0.00	0.000	0.000	100.000
	Group Totals:	\$0.00	\$0.00	\$0.00	\$0.00	\$0.00				
	TRANSFERS	\$0.00	\$0.00				\$0.00	0.000	0.000	100.000
3585 8888	Office Totals:	\$0.00	\$0.00	\$0.00	\$0.00	\$0.00				
	INTERFUND TRANSFER	\$0.00	\$0.00				\$0.00	0.000	0.000	100.000
3585	Fund Totals:	\$0.00	\$0.00	\$8,977.29	\$41,899.67	\$88,902.00				
	NORTHEAST AR VETERANS COURT E)	\$0.00	\$0.00				\$47,002.33	10.098	47.130	52.870
Fund: 3589 CRISIS STABILIZATION UNIT										
Group: 03103000 - 03103999 OTHER SERVICES & CHARGES										
3589- 03103009	OTHER PROFESSIONAL SERVICES	\$0.00	\$0.00	\$92,515.85	\$451,057.87	\$1,080,000.00	\$628,942.13	8.566	41.765	58.235
	Group Totals:	\$0.00	\$0.00	\$92,515.85	\$451,057.87	\$1,080,000.00				
	OTHER SERVICES & CHARGES	\$0.00	\$0.00				\$628,942.13	8.566	41.765	58.235
3589 0310	Office Totals:	\$0.00	\$0.00	\$92,515.85	\$451,057.87	\$1,080,000.00				
	FURNISHING, START UP, SERVICES	\$0.00	\$0.00				\$628,942.13	8.566	41.765	58.235
Fund: 3589 CRISIS STABILIZATION UNIT										
Group: 88889990 - 88889999 TRANSFERS										
3589- 88889999	INTERFUND TRANSFER	\$0.00	(\$119,156.95)	\$0.00	\$0.00	\$0.00	(\$119,156.95)	0.000	0.000	100.000
	Group Totals:	\$0.00	(\$119,156.95)	\$0.00	\$0.00	\$0.00				
	TRANSFERS	\$0.00	\$0.00		\$119,156.95		(\$119,156.95)	0.000	0.000	100.000
3589 8888	Office Totals:	\$0.00	(\$119,156.95)	\$0.00	\$0.00	\$0.00				
	INTERFUND TRANSFER	\$0.00	\$0.00		\$119,156.95		(\$119,156.95)	0.000	0.000	100.000
3589	Fund Totals:	\$0.00	(\$119,156.95)	\$92,515.85	\$451,057.87	\$1,080,000.00				
	CRISIS STABILIZATION UNIT	\$0.00	\$0.00		\$570,214.82		\$509,785.18	8.566	52.798	47.202
Fund: 3591 RURAL COMM GRANT PROGRAM/ BROOKLAND FIRE										
Group: 05039990 - 05039999 TRANSFERS										
3591- 05039999	GRANTS IN AID (SPEC REV)	\$0.00	\$0.00	\$0.00	\$0.00	\$0.00	\$0.00	0.000	0.000	100.000
	Group Totals:	\$0.00	\$0.00	\$0.00	\$0.00	\$0.00				
	TRANSFERS	\$0.00	\$0.00				\$0.00	0.000	0.000	100.000
3591 0503	Office Totals:	\$0.00	\$0.00	\$0.00	\$0.00	\$0.00				
	GRANTS IN AID (CYCLE 1 FISCAL 20	\$0.00	\$0.00				\$0.00	0.000	0.000	100.000

2022 Budget Detail Report

Month: 6

Date Range: 06/01/2022 - 06/30/2022

Fund: 1000 - 6400

Dept: 0001 - 9999

Item: 00 - 9999

Line Item	Description	Month to Date Transfers Appropriations	Year to Date Transfers Appropriations	MTD Expenditures Adj MTD Expend.	YTD Expenditures Adj YTD Expend	Original Budget Adj. Budget	Balance Actual Balance	MTD % Used	YTD % Used	% Left
Fund: 3591 RURAL COMM GRANT PROGRAM/ BROOKLAND FIRE				Office: 0503 GRANTS IN AID (CYCLE 1 FISCAL 2021)						
Fund: 3591 RURAL COMM GRANT PROGRAM/ BROOKLAND FIRE				Office: 8888 INTERFUND TRANSFER						
Group: 88889990 - 88889999 TRANSFERS										
3591 - 88889999		\$0.00	(\$232.55)	\$0.00	\$0.00	\$0.00				
INTERFUND TRANSFER		\$0.00	\$0.00		\$232.55		(\$232.55)	0.000	0.000	100.000
Group Totals:		\$0.00	(\$232.55)	\$0.00	\$0.00	\$0.00				
TRANSFERS		\$0.00	\$0.00		\$232.55		(\$232.55)	0.000	0.000	100.000
3591 8888	Office Totals:	\$0.00	(\$232.55)	\$0.00	\$0.00	\$0.00				
INTERFUND TRANSFER		\$0.00	\$0.00		\$232.55		(\$232.55)	0.000	0.000	100.000
Fund Totals:		\$0.00	(\$232.55)	\$0.00	\$0.00	\$0.00				
RURAL COMM GRANT PROGRAM/ BRC		\$0.00	\$0.00		\$232.55		(\$232.55)	0.000	0.000	100.000
Fund: 3594 SHERIFF PROJECT LIFESAVER FUND				Office: 0400 CRAIGHEAD CO SHERIFF						
Group: 04002000 - 04002999 SUPPLIES										
3594 - 04002002		\$0.00	\$0.00	\$0.00	\$0.00	\$2.70				
SMALL EQUIPMENT		\$0.00	\$0.00				\$2.70	0.000	0.000	100.000
Group Totals:		\$0.00	\$0.00	\$0.00	\$0.00	\$2.70				
SUPPLIES		\$0.00	\$0.00				\$2.70	0.000	0.000	100.000
3594 0400	Office Totals:	\$0.00	\$0.00	\$0.00	\$0.00	\$2.70				
CRAIGHEAD CO SHERIFF		\$0.00	\$0.00				\$2.70	0.000	0.000	100.000
Fund: 3594 SHERIFF PROJECT LIFESAVER FUND				Office: 8888 INTERFUND TRANSFER						
Group: 88889990 - 88889999 TRANSFERS										
3594 - 88889999		\$0.00	\$0.00	\$0.00	\$0.00	\$0.00				
INTERFUND TRANSFER		\$0.00	\$0.00				\$0.00	0.000	0.000	100.000
Group Totals:		\$0.00	\$0.00	\$0.00	\$0.00	\$0.00				
TRANSFERS		\$0.00	\$0.00				\$0.00	0.000	0.000	100.000
3594 8888	Office Totals:	\$0.00	\$0.00	\$0.00	\$0.00	\$0.00				
INTERFUND TRANSFER		\$0.00	\$0.00				\$0.00	0.000	0.000	100.000
Fund Totals:		\$0.00	\$0.00	\$0.00	\$0.00	\$2.70				
SHERIFF PROJECT LIFESAVER FUND		\$0.00	\$0.00				\$2.70	0.000	0.000	100.000
Fund: 3597 NORTHEST AR MENTAL HEALTH COURT EXPANSIO				Office: 0422 MENTAL HEALTH COURT NE AR						
Group: 04223000 - 04223999 OTHER SERVICES & CHARGES										
3597 - 04223009		\$0.00	\$0.00	\$15,517.50	\$57,575.18	\$125,000.00				
OTHER PROFESSIONAL SERVICES		\$0.00	\$0.00				\$67,424.82	12.414	46.060	53.940
Group Totals:		\$0.00	\$0.00	\$15,517.50	\$57,575.18	\$125,000.00				
OTHER SERVICES & CHARGES		\$0.00	\$0.00				\$67,424.82	12.414	46.060	53.940
3597 0422	Office Totals:	\$0.00	\$0.00	\$15,517.50	\$57,575.18	\$125,000.00				
MENTAL HEALTH COURT NE AR		\$0.00	\$0.00				\$67,424.82	12.414	46.060	53.940
Fund: 3597 NORTHEST AR MENTAL HEALTH COURT EXPANSIO				Office: 8888 INTERFUND TRANSFER						
Group: 88889990 - 88889999 TRANSFERS										
3597 - 88889999		\$0.00	\$0.00	\$0.00	\$0.00	\$0.00				
INTERFUND TRANSFER		\$0.00	\$0.00				\$0.00	0.000	0.000	100.000

Budget Detail Report

Item: 00 - 9999

Line Item	Description	Month to Date Transfers Appropriations	Year to Date Transfers Appropriations	MTD Expenditures Adj MTD Expend.	YTD Expenditures Adj YTD Expend	Orignial Budget Adj. Budget	Balance Actual Balance	MTD % Used	YTD % Used	% Left
Fund: 3597 NORTHWEST AR MENTAL HEALTH COURT EXPANSION Office: 8888 INTERFUND TRANSFER										
Group: 88889990 - 88889999 TRANSFERS										
Group Totals:		\$0.00	\$0.00	\$0.00	\$0.00	\$0.00				
TRANSFERS		\$0.00	\$0.00				\$0.00	0.000	0.000	100.000
3597 8888	Office Totals:	\$0.00	\$0.00	\$0.00	\$0.00	\$0.00				
INTERFUND TRANSFER		\$0.00	\$0.00				\$0.00	0.000	0.000	100.000
Fund Totals:		\$0.00	\$0.00	\$15,517.50	\$57,575.18	\$125,000.00				
NORTHWEST AR MENTAL HEALTH COURT		\$0.00	\$0.00				\$67,424.82	12.414	46.060	53.940
Fund: 3599 LOCAL LAW ENFORCEMENT EQUIPMENT SUBGRANT Office: 0400 CRAIGHEAD CO SHERIFF (SPECIAL REV)										
Group: 04002000 - 04002999 SUPPLIES										
3599- 04002002 SMALL EQUIPMENT		\$0.00	\$0.00	\$0.00	\$0.00	\$2,050.00	\$2,050.00	0.000	0.000	100.000
Group Totals:		\$0.00	\$0.00	\$0.00	\$0.00	\$2,050.00				
SUPPLIES		\$0.00	\$0.00				\$2,050.00	0.000	0.000	100.000
Group: 04003000 - 04003999 OTHER SERVICES & CHARGES										
3599- 04003100 OTHER MISCELLANEOUS		\$0.00	\$0.00	\$0.00	\$0.00	\$500.00	\$500.00	0.000	0.000	100.000
Group Totals:		\$0.00	\$0.00	\$0.00	\$0.00	\$500.00				
OTHER SERVICES & CHARGES		\$0.00	\$0.00				\$500.00	0.000	0.000	100.000
3599 0400	Office Totals:	\$0.00	\$0.00	\$0.00	\$0.00	\$2,550.00				
CRAIGHEAD CO SHERIFF (SPECIAL REV)		\$0.00	\$0.00				\$2,550.00	0.000	0.000	100.000
Fund: 3599 LOCAL LAW ENFORCEMENT EQUIPMENT SUBGRANT Office: 8888 INTERFUND TRANSFER										
Group: 88889990 - 88889999 TRANSFERS										
3599- 88889999 INTERFUND TRANSFER		\$0.00	\$0.00	\$0.00	\$0.00	\$0.00	\$0.00	0.000	0.000	100.000
Group Totals:		\$0.00	\$0.00	\$0.00	\$0.00	\$0.00				
TRANSFERS		\$0.00	\$0.00				\$0.00	0.000	0.000	100.000
3599 8888	Office Totals:	\$0.00	\$0.00	\$0.00	\$0.00	\$0.00				
INTERFUND TRANSFER		\$0.00	\$0.00				\$0.00	0.000	0.000	100.000
Fund Totals:		\$0.00	\$0.00	\$0.00	\$0.00	\$2,550.00				
LOCAL LAW ENFORCEMENT EQUIPMENT		\$0.00	\$0.00				\$2,550.00	0.000	0.000	100.000
Fund: 6400 JONESBORO PUBLIC LIBRARY FUND Office: 0600 CRAIGHEAD/JONESBORO PUB LIB (SPECIAL REV)										
Group: 06009990 - 06009999 TRANSFERS										
6400- 06009999 TRANSFER TO OTHER FUNDS		\$0.00	\$0.00	\$165,389.02	\$1,225,027.68	\$3,110,450.00	\$1,885,422.32	5.317	39.384	60.616
Group Totals:		\$0.00	\$0.00	\$165,389.02	\$1,225,027.68	\$3,110,450.00				
TRANSFERS		\$0.00	\$0.00				\$1,885,422.32	5.317	39.384	60.616
6400 0600	Office Totals:	\$0.00	\$0.00	\$165,389.02	\$1,225,027.68	\$3,110,450.00				
CRAIGHEAD/JONESBORO PUB LIB (SPECIAL REV)		\$0.00	\$0.00				\$1,885,422.32	5.317	39.384	60.616
Fund: 6400 JONESBORO PUBLIC LIBRARY FUND Office: 8888 INTERFUND TRANSFER										
Group: 88889990 - 88889999 TRANSFERS										

2022 Budget Detail Report

Month: 6

Date Range: 06/01/2022 - 06/30/2022

Fund: 1000 - 6400

Dept: 0001 - 9999

Item: 00 - 9999

Line Item	Description	Month to Date Transfers Appropriations	Year to Date Transfers Appropriations	MTD Expenditures Adj MTD Expend.	YTD Expenditures Adj YTD Expend	Original Budget Adj. Budget	Balance Actual Balance	MTD % Used	YTD % Used	% Left
Fund: 6400 JONESBORO PUBLIC LIBRARY FUND										
Group: 88889990 - 88889999 TRANSFERS										
6400 - 88889999		\$0.00	\$0.00	\$0.00	\$0.00	\$0.00				
	INTERFUND TRANSFER	\$0.00	\$0.00				\$0.00	0.000	0.000	100.000
	Group Totals:	\$0.00	\$0.00	\$0.00	\$0.00	\$0.00				
	TRANSFERS	\$0.00	\$0.00				\$0.00	0.000	0.000	100.000
6400 8888	Office Totals:	\$0.00	\$0.00	\$0.00	\$0.00	\$0.00				
	INTERFUND TRANSFER	\$0.00	\$0.00				\$0.00	0.000	0.000	100.000
6400	Fund Totals:	\$0.00	\$0.00	\$165,389.02	\$1,225,027.68	\$3,110,450.00				
	JONESBORO PUBLIC LIBRARY FUND	\$0.00	\$0.00				\$1,885,422.32	5.317	39.384	60.616
	Grand Totals:	\$0.00	\$0.00	\$3,268,871.85	\$16,248,844.80	\$37,183,965.33	\$20,935,120.53			
		\$18,510.30	\$2,665,286.21	\$3,268,871.85	\$16,248,844.80	\$39,849,251.54	\$23,600,406.74	8.203	40.776	59.224